

## Simplify Aggregate Bond PLUS Credit Hedge ETF

### AGGH

Supplement dated August 29, 2023 to the Prospectus and Summary Prospectus dated October 28, 2022, and to the Statement of Additional Information (“SAI”) dated January 18, 2023

---

Effective 60 days from the date of this Supplement, the Fund’s objective is revised as follows:

The Fund seeks to maximize total return.

Effective immediately, the Fund’s name is changed to “Simplify Aggregate Bond ETF” and the following sections of the Fund’s Prospectus and Summary Prospectus have been supplemented or restated, as shown below.

The disclosure under the paragraph heading “**Portfolio Managers**” on page 78 in the Fund’s Prospectus and page 5 of the Summary Prospectus is replaced in its entirety with the following:

**Portfolio Managers:** Paul Kim, Chief Executive Officer of the Adviser and David Berns, Chief Investment Officer of the Adviser, have each served the Fund as a portfolio manager since it commenced operations in February 2022. Shailesh Gupta, Portfolio Manager and Head of Trading for the adviser has served the Fund as a portfolio manager since August 2023. Mr. Kim, Mr. Berns, and Mr. Gupta are jointly and primarily responsible for the management of the Fund.

The fifth sentence of the section entitled “**PORTFOLIO MANAGERS**” on page 35 of the SAI is revised as follows:

Paul Kim, Shailesh Gupta, and David Berns serve as the portfolio managers of the Simplify Intermediate Term Treasury Futures Strategy ETF and Simplify Aggregate Bond PLUS Credit Hedge ETF.

The Fund’s Statement of Additional Information provides additional information about the Portfolio Managers’ compensation structure, other accounts managed by the Portfolio Managers, and the Portfolio Managers’ ownership of shares of the Fund.

\*\*\*

*This Supplement dated August 29, 2023, provide relevant information for all shareholders and should be retained for future reference. The Fund’s Prospectus and Statement of Additional Information have been filed with the Securities and Exchange Commission, are incorporated by reference, and can be obtained without charge by calling 1 (855) 772-8488.*

---

As filed with the Securities and Exchange Commission on October 27, 2022

Securities Act File No. 333-238475  
Investment Company Act File No. 811-23570

---

U.S. SECURITIES AND EXCHANGE COMMISSION  
Washington, D.C. 20549

**FORM N-1A**

---

☒ **REGISTRATION STATEMENT UNDER THE SECURITIES ACT OF 1933**

- ☐ Pre-Effective Amendment No. \_\_\_\_  
☒ Post-Effective Amendment No. 52

AND/OR

☒ **REGISTRATION STATEMENT UNDER THE INVESTMENT COMPANY ACT OF 1940**

- ☒ Amendment No. 53
- 

**Simplify Exchange Traded Funds**  
(Exact Name of Registrant as Specified in its Charter)

---

222 Broadway, 22<sup>nd</sup> Floor  
New York NY 10038  
(Address of Principal Executive Offices)

Registrant's Telephone Number, including Area Code: 646-741-2438

The Corporation Trust Company  
Corporation Trust Center  
1209 Orange Street  
Wilmington, Delaware 19801  
(Name and address of agent for service)

---

*Copy to:*  
JoAnn M. Strasser  
Thompson Hine LLP  
41 South High Street, Suite 1700  
Columbus, Ohio 43215

---

☐ **Approximate Date of Proposed Public Offering:**

---

It is proposed that this filing will become effective:

- ☐ Immediately upon filing pursuant to paragraph (b)  
☒ On October 28, 2022 pursuant to paragraph (b)  
☐ 60 days after filing pursuant to paragraph (a)(1)  
☐ On (date) pursuant to paragraph (a)(1)  
☐ 75 days after filing pursuant to paragraph (a)(2)  
☐ On (date) pursuant to paragraph (a)(2) of Rule 485.

If appropriate, check the following box:

☐ This post-effective amendment designates a new effective date for a previously filed post-effective amendment

---

---

---

<b><u>Fund Name</u></b>	<b><u>Ticker Symbol (Exchange)</u></b>
<b>Simplify US Equity PLUS Convexity ETF</b>	<b>SPYC (NYSE Arca, Inc.)</b>
<b>Simplify US Equity PLUS Downside Convexity ETF</b>	<b>SPD (NYSE Arca, Inc.)</b>
<b>Simplify US Equity PLUS Upside Convexity ETF</b>	<b>SPUC (NYSE Arca, Inc.)</b>
<b>Simplify Nasdaq 100 PLUS Convexity ETF</b>	<b>QQC (Nasdaq Stock Market LLC)</b>
<b>Simplify Nasdaq 100 PLUS Downside Convexity ETF</b>	<b>QQD (Nasdaq Stock Market LLC)</b>
<b>Simplify Interest Rate Hedge ETF</b>	<b>PFIX (NYSE Arca, Inc.)</b>
<b>Simplify Volatility Premium ETF</b>	<b>SVOL(NYSE Arca, Inc.)</b>
<b>Simplify U.S. Equity PLUS GBTC ETF</b>	<b>SPBC (Nasdaq Stock Market LLC)</b>
<b>Simplify Intermediate Term Treasury Futures Strategy ETF</b>	<b>TYA (CBOE BZX Exchange, Inc.)</b>
<b>Simplify Tail Risk Strategy ETF</b>	<b>CYA (NYSE Arca, Inc.)</b>
<b>Simplify Health Care ETF</b>	<b>PINK (NYSE Arca, Inc.)</b>
<b>Simplify Developed Ex-US PLUS Downside Convexity ETF</b>	<b>EAFD (NYSE Arca, Inc.)</b>
<b>Simplify Emerging Markets Equity PLUS Downside Convexity ETF</b>	<b>EMGD (NYSE Arca, Inc.)</b>
<b>Simplify US Small Cap PLUS Downside Convexity ETF</b>	<b>RTYD (NYSE Arca, Inc.)</b>
<b>Simplify Hedged Equity ETF</b>	<b>HEQT (NYSE Arca, Inc.)</b>
<b>Simplify Aggregate Bond PLUS Credit Hedge ETF</b>	<b>AGGH (NYSE Arca, Inc.)</b>
<b>Simplify High Yield PLUS Credit Hedge ETF</b>	<b>CDX (NYSE Arca, Inc.)</b>
<b>Simplify Macro Strategy ETF</b>	<b>FIG (NYSE Arca, Inc.)</b>
<b>Simplify Managed Futures Strategy ETF</b>	<b>CTA (NYSE Arca, Inc.)</b>
<b>Simplify Gold Strategy ETF</b>	<b>GLDC (NYSE Arca, Inc.)</b>

each a series of Simplify Exchange Traded Funds

## **PROSPECTUS**

**October 28, 2022**

*Advised by:*

Simplify Asset Management Inc.  
222 Broadway, 22nd Floor  
New York, NY 10038  
phone: 1 (855) 772-8488

[www.simplify.us/etfs](http://www.simplify.us/etfs)

This Prospectus provides important information about the Funds that you should know before investing. Please read it carefully and keep it for future reference.

These securities have not been approved or disapproved by the Securities and Exchange Commission nor has the Securities and Exchange Commission passed upon the accuracy or adequacy of this Prospectus. Any representation to the contrary is a criminal offense.

Each Fund's shares are listed and traded on the respective Exchange listed above.

## TABLE OF CONTENTS

<a href="#"><u>FUND SUMMARY - SIMPLIFY US EQUITY PLUS CONVEXITY ETF</u></a>	1
<a href="#"><u>FUND SUMMARY - SIMPLIFY US EQUITY PLUS DOWNSIDE CONVEXITY ETF</u></a>	6
<a href="#"><u>FUND SUMMARY - SIMPLIFY US EQUITY PLUS UPSIDE CONVEXITY ETF</u></a>	11
<a href="#"><u>FUND SUMMARY – SIMPLIFY NASDAQ 100 PLUS CONVEXITY ETF</u></a>	16
<a href="#"><u>FUND SUMMARY - SIMPLIFY NASDAQ 100 PLUS DOWNSIDE CONVEXITY ETF</u></a>	21
<a href="#"><u>FUND SUMMARY – SIMPLIFY INTEREST RATE HEDGE ETF</u></a>	26
<a href="#"><u>FUND SUMMARY – SIMPLIFY VOLATILITY PREMIUM ETF</u></a>	30
<a href="#"><u>FUND SUMMARY – SIMPLIFY U.S. EQUITY PLUS GBTC ETF</u></a>	36
<a href="#"><u>FUND SUMMARY – SIMPLIFY INTERMEDIATE TERM TREASURE FUTURES STRATEGY ETF</u></a>	41
<a href="#"><u>FUND SUMMARY – SIMPLIFY TAIL RISK STRATEGY ETF</u></a>	45
<a href="#"><u>FUND SUMMARY – SIMPLIFY HEALTH CARE ETF</u></a>	51
<a href="#"><u>FUND SUMMARY – SIMPLIFY DEVELOPED EX-US PLUS DOWNSIDE CONVEXITY ETF</u></a>	55
<a href="#"><u>FUND SUMMARY – SIMPLIFY EMERGING MARKETS EQUITIY PLUS DOWNSIDE CONVEXITY ETF</u></a>	60
<a href="#"><u>FUND SUMMARY – SIMPLIFY US SMALL CAP PLUS DOWNSIDE CONVEXITY ETF</u></a>	65
<a href="#"><u>FUND SUMMARY – SIMPLIFY HEDGED EQUITY ETF</u></a>	69
<a href="#"><u>FUND SUMMARY – SIMPLIFY AGGREGATE BOND PLUS CREDIT HEDGE ETF</u></a>	74
<a href="#"><u>FUND SUMMARY – SIMPLIFY HIGH YIELD PLUS CREDIT HEDGE ETF</u></a>	79
<a href="#"><u>FUND SUMMARY – SIMPLIFY MACRO STRATEGY ETF</u></a>	83
<a href="#"><u>FUND SUMMARY – SIMPLIFY MANAGED FUTURES STRATEGY ETF</u></a>	88
<a href="#"><u>FUND SUMMARY – SIMPLIFY GOLD STRATEGY ETF</u></a>	93
<a href="#"><u>ADDITIONAL INFORMATION ABOUT PRINCIPAL INVESTMENT STRATEGIES AND RELATED RISKS</u></a>	98
<a href="#"><u>Investment Objective</u></a>	98
<a href="#"><u>Principal Investment Strategies</u></a>	99
<a href="#"><u>Principal Investment Risks</u></a>	120
<a href="#"><u>Portfolio Holdings Disclosure</u></a>	135
<a href="#"><u>Cybersecurity</u></a>	136
<a href="#"><u>MANAGEMENT</u></a>	137
<a href="#"><u>Investment Adviser</u></a>	137
<a href="#"><u>Portfolio Managers</u></a>	138
<a href="#"><u>HOW SHARES ARE PRICED</u></a>	140
<a href="#"><u>HOW TO BUY AND SELL SHARES</u></a>	141
<a href="#"><u>FREQUENT PURCHASES AND REDEMPTIONS OF FUND SHARES</u></a>	142
<a href="#"><u>DISTRIBUTION AND SERVICE PLAN</u></a>	142
<a href="#"><u>DIVIDENDS, OTHER DISTRIBUTIONS AND TAXES</u></a>	143
<a href="#"><u>FUND SERVICE PROVIDERS</u></a>	144
<a href="#"><u>OTHER INFORMATION</u></a>	145
<a href="#"><u>FINANCIAL HIGHLIGHTS</u></a>	146



## FUND SUMMARY - SIMPLIFY US EQUITY PLUS CONVEXITY ETF

**Investment Objective:** The Simplify US Equity PLUS Convexity ETF (the “Fund” or “SPYC”) seeks to provide capital appreciation.

**Fees and Expenses of the Fund:** This table describes the fees and expenses that you may pay if you buy and hold shares of the Fund. Investors purchasing or selling shares of the Fund in the secondary market may be subject to costs (including customary brokerage commissions) charged by their broker. These costs are not included in the expense example below.

<b>Annual Fund Operating Expenses</b> (expenses that you pay each year as a percentage of the value of your investment)	
Management Fees	0.50%
Distribution and Service (12b-1) Fees	0.00%
Acquired Fund Fees and Expenses <sup>(1)</sup>	0.03%
Total Annual Fund Operating Expenses	0.53%
Fee Waiver and Reimbursement <sup>(2)</sup>	(0.25)%
Total Annual Fund Operating Expenses After Fee Waiver	0.28%

- (1) Acquired Fund Fees and Expenses are the indirect costs of investing in other investment companies. The operating expenses in this fee table will not correlate to the expense ratio in the Fund’s financial highlights because the financial statements include only the direct operating expenses incurred by the Fund.
- (2) The Fund’s adviser has contractually agreed, until at least October 31, 2023, to waive its management fees and/or pay or absorb the Fund’s expenses, in order to limit the amount of “Specified Expenses” borne by the Fund to 0.25% of the Fund’s average daily net assets. “Specified Expenses” means all ordinary operating expenses of the Fund, except for interest expenses, taxes, brokerage expenses, Rule 12b-1 fees (if any), acquired fund fees and expenses, and expenses incidental to a meeting of the Fund’s shareholders. The fee waiver is subject to recoupment if such recoupment can be achieved within the lesser of the foregoing expense limits or those in place at the time of recapture. This agreement may be terminated only by the Trust’s Board of Trustees on 60 days’ written notice to the Fund’s adviser.

**Example:** This Example is intended to help you compare the cost of investing in the Fund with the cost of investing in other mutual funds.

The Example assumes that you invest \$10,000 in the Fund for the time periods indicated and then redeem all of your shares at the end of those periods. The Example also assumes that your investment has a 5% return each year and that the Fund’s operating expenses remain the same. Although your actual costs may be higher or lower, based upon these assumptions your costs would be:

<b>1 Year</b>	<b>3 Years</b>	<b>5 Years</b>	<b>10 Years</b>
\$29	\$145	\$271	\$641

**Portfolio Turnover:** The Fund pays transaction costs, such as commissions, when it buys and sells securities (or “turns over” its portfolio). A higher portfolio turnover rate may indicate higher transaction costs and may result in higher taxes when Fund shares are held in a taxable account. These costs, which are not reflected in annual fund operating expenses or in the Example, affect the Fund’s performance. During the most recent fiscal year, the Fund’s portfolio turnover rate was 3% of the average value of its portfolio.

**Principal Investment Strategies:** The adviser seeks to achieve the Fund's investment objective by investing primarily in equity securities of U.S. companies and applying a convexity option overlay strategy to the equity investments.

#### U.S. Equity Strategy

Under normal circumstances, the Fund invests at least 80% of its net assets (plus any borrowings for investment purposes) in equity securities of U.S. companies, primarily by purchasing exchange-traded funds ("ETFs"). The adviser does not frequently trade U.S. equities but seeks to maintain consistent exposure to the U.S. equity market.

#### Convexity Option Overlay Strategy

Up to twenty percent of the Fund's net assets will be subject to the Fund's convexity option overlay. The option overlay consists of purchasing exchange-traded and over the counter ("OTC") put and call options on the S&P 500 Index or an S&P 500 Index ETF. When the Fund purchases a call option, the Fund has the right, but not the obligation, to buy a stock or other asset at a specified price (strike price) within a specific time period. When the Fund purchases a put option, the Fund has the right, but not the obligation, to sell a stock or other asset at a specified price (strike price) within a specific time period.

The option overlay is a strategic, persistent exposure meant to hedge against market moves and to add convexity to the Fund. If the market goes up, the Fund's returns may outperform the market because the adviser will sell or exercise the call options. If the market goes down, the Fund's returns may fall less than the market because the adviser will sell or exercise the put options. The adviser selects options based upon its evaluation of relative value based on cost, strike price (price that the option can be bought or sold by the option holder) and maturity (the last date the option contract is valid) and will exercise or close the options based on maturity or portfolio rebalancing requirements. The Fund anticipates purchasing and selling options on a monthly, quarterly, and annual basis, depending upon the Fund's rebalancing requirements and the individual option expiration dates. However, the Fund may rebalance its option portfolio on a more frequent basis for a number of reasons such as market volatility renders the protection provided by the option strategy ineffective or an option position has appreciated to the point that it is prudent to decrease the Fund's exposure and realize gains for the Fund's shareholders. While the option overlay is intended to improve the Fund's performance, there is no guarantee that it will do so.

Convexity in the Fund's name is a reference to the mathematical term convexity. The Fund's returns are intended to possess convexity because the relationship between the Fund's returns and market returns is not designed to be linear. That is, if market returns go up and down in a linear fashion, the Fund's returns are expected to rise faster than the market in positive markets; while declining less than the market in negative markets. The value of the Fund's call options is expected to rise in proportion to the rise in value of the underlying assets, but the amount by which the Fund's options increase or decrease in value depends on how far the market has moved from the time the options position was initiated. The value of the Fund's call options may rise faster than the market if the adviser successfully selects options that appreciate in value. Otherwise stated, the term "convexity" in the Fund's name refers to the intended non-linear nature between the Fund's and the market returns; it does not refer to the concept of "bond convexity," which is a measure of the non-linear relationship between bond duration and changes in interest rates.

**Principal Investment Risks:** *As with all funds, there is the risk that you could lose money through your investment in the Fund. Many factors affect the Fund's net asset value and price of shares and performance.*

The following describes the risks the Fund bears with respect to its investments. As with any fund, there is no guarantee that the Fund will achieve its goal.

**Active Management Risk.** The Fund is subject to the risk that the investment management strategy may not produce the intended results and may negatively impact Fund performance. The adviser's overlay strategy will not fully protect the Fund from declines in the market.

**Derivatives Risk.** Options are a derivative investment. The use of derivative instruments involves risks different from, or possibly greater than, the risks associated with investing directly in securities and other traditional investments. These risks include (i) the risk that the counterparty to a derivative transaction may not fulfill its contractual obligations; (ii) risk of mispricing or improper valuation; and (iii) the risk that changes in the value of the derivative may not correlate perfectly with the underlying asset, rate or index. Derivative prices are highly volatile and may fluctuate substantially during a short period of time. Such prices are influenced by numerous factors that affect the markets, including, but not limited to: changing supply and demand relationships; government programs and policies; national and international political and economic events, changes in interest rates, inflation and deflation and changes in supply and demand relationships. Trading derivative instruments involves risks different from, or possibly greater than, the risks associated with investing directly in securities.





*Early Close/Trading Halt Risk.* An exchange or market may close or issue trading halts on specific securities, or the ability to buy or sell certain securities or financial instruments may be restricted, which may prevent the Fund from buying or selling certain securities or financial instruments. In these circumstances, the Fund may be unable to rebalance its portfolio, may be unable to accurately price its investments and may incur substantial trading losses.

*Equity Risk.* The net asset value of the Fund will fluctuate based on changes in the value of the U.S. equity securities held by the Fund. Equity prices can fall rapidly in response to developments affecting a specific company or industry, or to changing economic, political or market conditions.

*ETF Structure Risks:* The Fund is structured as an ETF and will invest in underlying ETFs. As a result, the Fund is subject to special risks, including:

- *Not Individually Redeemable.* The Fund's shares ("Shares") are not redeemable by retail investors and may be redeemed only by authorized participants ("Authorized Participants") at net asset value ("NAV") and only in Creation Units. A retail investor generally incurs brokerage costs when selling shares.
- *Trading Issues.* Trading in Shares on the NYSE Arca, Inc. (the "Exchange") may be halted due to market conditions or for reasons that, in the view of the Exchange, make trading in Shares inadvisable, such as extraordinary market volatility. There can be no assurance that Shares will continue to meet the listing requirements of the Exchange which may result in the Shares being delisted. An active trading market for the Shares may not be developed or maintained. If the Shares are traded outside a collateralized settlement system, the number of financial institutions that can act as Authorized Participants that can post collateral on an agency basis is limited, which may limit the market for the Shares.
- *Market Price Variance Risk.* The market prices of Shares will fluctuate in response to changes in NAV and supply and demand for Shares and will include a "bid-ask spread" charged by the exchange specialists, market makers or other participants that trade the Shares. There may be times when the market price and the NAV vary significantly. This means that Shares may trade at a discount to NAV.
  - In times of market stress, market makers may step away from their role market making in the Shares and in executing trades, which can lead to differences between the market value of the Shares and the Fund's NAV.
  - The market price of the Shares may deviate from the Fund's NAV, particularly during times of market stress, with the result that investors may pay significantly more or significantly less the Shares than the Fund's NAV, which is reflected in the bid and ask price for the Shares or in the closing price.
  - In stressed market conditions, the market for the Shares may become less liquid in response to the deteriorating liquidity of the Fund's portfolio. This adverse effect on the liquidity of the Shares may, in turn, lead to differences between the market value of the Shares and the Fund's NAV.
- *Authorized Participant Risk.* Only an Authorized Participant may engage in creation or redemption transactions directly with the Fund. The Fund has a limited number of institutions that may act as an Authorized Participant on an agency basis (i.e., on behalf of other market participants). To the extent that Authorized Participants exit the business or are unable to proceed with creation or redemption orders with respect to the Fund and no other Authorized Participant is able to step forward to create or redeem Creation Units, Fund shares may be more likely to trade at a premium or discount to net asset value and possibly face trading halts or delisting. Authorized Participant concentration risk may be heightened for securities or instruments that have lower trading volumes.

*Large Capitalization Risk.* Large-capitalization companies may be less able than smaller capitalization companies to adapt to changing market conditions. Large-capitalization companies may be more mature and subject to more limited growth potential compared with smaller capitalization companies. During different market cycles, the performance of large capitalization companies has trailed the overall performance of the broader securities markets.

***Leverage Risk.*** The use of leverage by the Fund, such as the use of options, will cause the Fund to incur additional expenses and magnify the Fund's gains or losses.

***Limited History Risk.*** The Fund is a new ETF and has a limited history of operations for investors to evaluate.

***Market and Geopolitical Risk.*** The increasing interconnectivity between global economies and financial markets increases the likelihood that events or conditions in one region or financial market may adversely impact issuers in a different country, region or financial market. Securities in the Fund's portfolio may underperform due to inflation (or expectations for inflation), interest rates, global demand for particular products or resources, natural disasters, pandemics, epidemics, terrorism, international conflicts, regulatory events and governmental or quasi-governmental actions. The occurrence of global events similar to those in recent years may result in market volatility and may have long term effects on both the U.S. and global financial markets. The novel coronavirus (COVID-19) global pandemic and the aggressive responses taken by many governments, including closing borders, restricting international and domestic travel, and the imposition of prolonged quarantines or similar restrictions, as well as the forced or voluntary closure of, or operational changes to, many retail and other businesses, had negative impacts, and in many cases severe negative impacts, on markets worldwide. It is not known how long such impacts, or any future impacts of other significant events described above, will or would last, but there could be a prolonged period of global economic slowdown, which may impact your Fund investment.

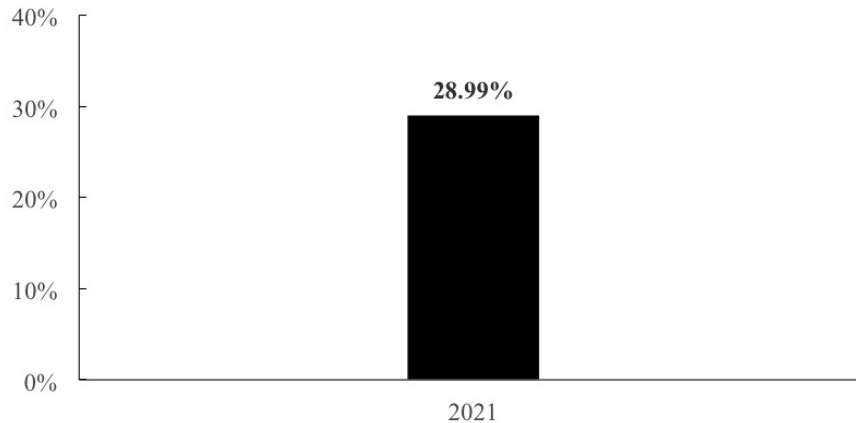
***Option Risk.*** As the buyer of a put or call option, the Fund risks losing the entire premium invested in the option if the Fund does not exercise the option.

***Over-the-Counter Market Risk.*** Securities and options traded in over-the-counter markets may trade less frequently and in limited volumes and thus exhibit more volatility and liquidity risk, and the prices paid by the Fund in over-the-counter transactions may include an undisclosed dealer markup. The Fund is also exposed to default by the over-the-counter option writer who may be unwilling or unable to perform its contractual obligations to the Fund.

***Small and Medium Capitalization Risk.*** The earnings and prospects of small and medium sized companies are more volatile than larger companies and may experience higher failure rates than larger companies. Small and medium sized companies normally have a lower trading volume than larger companies, which may tend to make their market price fall more disproportionately than larger companies in response to selling pressures and may have limited markets, product lines, or financial resources and lack management experience.

***Underlying Fund Risk.*** ETFs in which the Fund invests are subject to investment advisory and other expenses, which will be indirectly paid by the Fund. As a result, the cost of investing in the Fund will be higher than the cost of investing directly in the ETFs and may be higher than other funds that invest directly in stocks and bonds. Each of the ETFs is subject to its own specific risks, but the adviser expects the principal investments risks of such ETFs will be similar to the risks of investing in the Fund.

**Performance:** The following performance information indicates some of the risks of investing in the Fund. The bar chart shows the Fund's performance from year to year. The table illustrates how the Fund's average annual total returns compare with those of the Index and a broad measure of market performance. Past performance does not necessarily indicate how the Fund will perform in the future. Also, shareholder reports containing financial and performance information are mailed to shareholders semi-annually. Updated performance information is available at no cost by visiting [www.simplify.us/etfs](http://www.simplify.us/etfs) or by calling 1 (855) 772-8488.



During the periods shown in the bar chart above, the Fund's highest quarterly return was 12.18% (quarter ended December 31, 2021) and the Fund's lowest quarterly return was 0.74% (quarter ended September 30, 2021). The calendar year-to-date total return of the Fund as of September 30, 2022 was -24.22%.

#### Average Annual Total Returns for the Periods Ended December 31, 2021

	1 Year	Since Inception (9/3/20)
Return Before Taxes	28.99%	28.72%
Return After Taxes on Distributions	28.65%	28.35%
Return After Taxes on Distributions and Sale of Fund Shares	17.37%	22.03%
S&P 500 Total Return Index (reflects no deduction for fees, expenses or taxes)	28.68%	29.30%

After-tax returns are calculated using the historical highest individual federal marginal income tax rates during the period covered by the table above and do not reflect the impact of state and local taxes. Actual after-tax returns depend on an investor's tax situation and may differ from those shown. After-tax returns shown are not relevant to investors who hold shares through tax-advantaged arrangements, such as 401(k) plans or individual retirement accounts.

**Investment Adviser:** Simplify Asset Management Inc. (the "Adviser").

**Portfolio Managers:** Paul Kim, Chief Executive Officer of the Adviser, and David Berns, Chief Investment Officer of the Adviser, have each served the Fund as a portfolio manager since it commenced operations in September 2020. Michael Green, Managing Director and Chief Strategist of the Adviser, has served as a portfolio manager since April 2021. Mr. Kim, Mr. Berns, and Mr. Green are jointly and primarily responsible for the management of the Fund.

**Purchase and Sale of Fund Shares:** The Fund will issue and redeem Shares at NAV only in large blocks of 25,000 Shares (each block of Shares is called a "Creation Unit"). Creation Units are issued and redeemed primarily in-kind for securities but may include cash. Individual Shares may only be purchased and sold in secondary market transactions through brokers. Except when aggregated in Creation Units in transactions with Authorized Participants, the Shares are not redeemable securities of the Fund.

Shares of the Fund are listed for trading on the Exchange and trade at market prices rather than NAV. Shares of the Fund may trade at a price that is greater than, at, or less than NAV.

**Tax Information:** The Fund's distributions generally will be taxable as ordinary income or long-term capital gains. A sale of Shares may result in capital gain or loss.

**Payments to Broker-Dealers and Other Financial Intermediaries:** If you purchase the Fund through a broker-dealer or other financial intermediary (such as a bank), the Fund and its related companies may pay the intermediary for the sale of Fund shares and related services. These payments may create a conflict of interest by influencing the broker-dealer or other intermediary and your salesperson to recommend the Fund over another investment. Ask your salesperson or visit your financial intermediary's website for more information.



## FUND SUMMARY - SIMPLIFY US EQUITY PLUS DOWNSIDE CONVEXITY ETF

**Investment Objective:** The Simplify US Equity PLUS Downside Convexity ETF (the “Fund” or “SPD”) seeks to provide capital appreciation.

**Fees and Expenses of the Fund:** This table describes the fees and expenses that you may pay if you buy and hold shares of the Fund. Investors purchasing or selling shares of the Fund in the secondary market may be subject to costs (including customary brokerage commissions) charged by their broker. These costs are not included in the expense example below.

<b>Annual Fund Operating Expenses</b> (expenses that you pay each year as a percentage of the value of your investment)	
Management Fees	0.50%
Distribution and Service (12b-1) Fees	0.00%
Acquired Fund Fees and Expenses <sup>(1)</sup>	0.03%
Total Annual Fund Operating Expenses	0.53%
Fee Waiver and Reimbursement <sup>(2)</sup>	(0.25)%
Total Annual Fund Operating Expenses After Fee Waiver	0.28%

- (1) Acquired Fund Fees and Expenses are the indirect costs of investing in other investment companies. The operating expenses in this fee table will not correlate to the expense ratio in the Fund’s financial highlights because the financial statements include only the direct operating expenses incurred by the Fund.
- (2) The Fund’s adviser has contractually agreed, until at least October 31, 2023, to waive its management fees and/or pay or absorb the Fund’s expenses, in order to limit the amount of “Specified Expenses” borne by the Fund to 0.25% of the Fund’s average daily net assets. “Specified Expenses” means all ordinary operating expenses of the Fund, except for interest expenses, taxes, brokerage expenses, Rule 12b-1 fees (if any), acquired fund fees and expenses, and expenses incidental to a meeting of the Fund’s shareholders. The fee waiver is subject to recoupment if such recoupment can be achieved within the lesser of the foregoing expense limits or those in place at the time of recapture. This agreement may be terminated only by the Trust’s Board of Trustees on 60 days’ written notice to the Fund’s adviser.

**Example:** This Example is intended to help you compare the cost of investing in the Fund with the cost of investing in other mutual funds.

The Example assumes that you invest \$10,000 in the Fund for the time periods indicated and then redeem all of your shares at the end of those periods. The Example also assumes that your investment has a 5% return each year and that the Fund’s operating expenses remain the same. Although your actual costs may be higher or lower, based upon these assumptions your costs would be:

<b>1 Year</b>	<b>3 Years</b>	<b>5 Years</b>	<b>10 Years</b>
\$29	\$145	\$271	\$641

**Portfolio Turnover:** The Fund pays transaction costs, such as commissions, when it buys and sells securities (or “turns over” its portfolio). A higher portfolio turnover rate may indicate higher transaction costs and may result in higher taxes when Fund shares are held in a taxable account. These costs, which are not reflected in annual fund operating expenses or in the Example, affect the Fund’s performance. During the most recent fiscal year, the Fund’s portfolio turnover rate was 5% of the average value of its portfolio.

**Principal Investment Strategies:** The adviser seeks to achieve the Fund's investment objective by investing primarily in equity securities of U.S. companies and applying a downside convexity option overlay strategy to the equity investments.

#### U.S. Equity Strategy

Under normal circumstances, the Fund invests at least 80% of its net assets (plus any borrowings for investment purposes) in equity securities of U.S. companies, primarily by purchasing exchange-traded funds ("ETFs"). The adviser does not frequently trade U.S. equities but seeks to maintain consistent exposure to the U.S. equity market.

#### Downside Convexity Option Overlay Strategy

Up to twenty percent of the Fund's net assets will be subject to the Fund's downside convexity option overlay. The downside convexity option overlay consists of purchasing exchange-traded and over the counter ("OTC") put options on the S&P 500 Index or an S&P 500 Index ETF. When the Fund purchases a put option, the Fund has the right, but not the obligation, to sell a stock or other asset at a specified price (strike price) within a specific time period.

The downside convexity option overlay is a strategic, persistent exposure meant to hedge against market moves and is intended to add convexity to the Fund. If the market goes down, the Fund's returns may fall less than the market because the adviser will sell or exercise the put options. The adviser selects options based upon its evaluation of relative value based on cost, strike price (price that the option can be bought or sold by the option holder) and maturity (the last date the option contract is valid) and will exercise or close the options based on maturity or portfolio rebalancing requirements. The Fund anticipates purchasing options on a monthly, quarterly, and annual basis, depending upon the Fund's rebalancing requirements and the individual option expiration dates. However, the Fund may rebalance its option portfolio on a more frequent basis for a number of reasons such as market volatility renders the protection provided by the option strategy ineffective or an option position has appreciated to the point that it is prudent to decrease the Fund's exposure and realize gains for the Fund's shareholders. While the downside convexity option overlay is intended to protect the Fund from losses, there is no guarantee that it will be able to protect the Fund from losses.

Convexity in the Fund's name is a reference to the mathematical term convexity. The Fund's losses, if any, are anticipated to show convexity because the relationship between the Fund's and market declines is not designed to be linear. That is, if markets decline in a linear fashion, the Fund's returns are expected to decline slower than the market. Otherwise stated, the term "convexity" in the Fund's name refers to the intended non-linear nature between the Fund's and the market returns; it does not refer to the concept of "bond convexity," which is a measure of the non-linear relationship between bond duration and changes in interest rates.

**Principal Investment Risks:** *As with all funds, there is the risk that you could lose money through your investment in the Fund. Many factors affect the Fund's net asset value and price of shares and performance.*

The following describes the risks the Fund bears with respect to its investments. As with any fund, there is no guarantee that the Fund will achieve its goal.

**Active Management Risk.** The Fund is subject to the risk that the investment management strategy may not produce the intended results and may negatively impact Fund performance. The adviser's overlay strategy will not fully protect the Fund from declines in the market.

**Derivatives Risk.** Options are a derivative investment. The use of derivative instruments involves risks different from, or possibly greater than, the risks associated with investing directly in securities and other traditional investments. These risks include (i) the risk that the counterparty to a derivative transaction may not fulfill its contractual obligations; (ii) risk of mispricing or improper valuation; and (iii) the risk that changes in the value of the derivative may not correlate perfectly with the underlying asset, rate or index. Derivative prices are highly volatile and may fluctuate substantially during a short period of time. Such prices are influenced by numerous factors that affect the markets, including, but not limited to: changing supply and demand relationships; government programs and policies; national and international political and economic events, changes in interest rates, inflation and deflation and changes in supply and demand relationships. Trading derivative instruments involves risks different from, or possibly greater than, the risks associated with investing directly in securities.

*Early Close/Trading Halt Risk.* An exchange or market may close or issue trading halts on specific securities, or the ability to buy or sell certain securities or financial instruments may be restricted, which may prevent the Fund from buying or selling certain securities or financial instruments. In these circumstances, the Fund may be unable to rebalance its portfolio, may be unable to accurately price its investments and may incur substantial trading losses.

*Equity Risk.* The net asset value of the Fund will fluctuate based on changes in the value of the U.S. equity securities held by the Fund. Equity prices can fall rapidly in response to developments affecting a specific company or industry, or to changing economic, political or market conditions.

*ETF Structure Risks:* The Fund is structured as an ETF and will invest in underlying ETFs. As a result, the Fund is subject to special risks, including:

- *Not Individually Redeemable.* The Fund's shares ("Shares") are not redeemable by retail investors and may be redeemed only by authorized participants ("Authorized Participants") at net asset value ("NAV") and only in Creation Units. A retail investor generally incurs brokerage costs when selling shares.
- *Trading Issues.* Trading in Shares on the NYSE Arca, Inc. (the "Exchange") may be halted due to market conditions or for reasons that, in the view of the Exchange, make trading in Shares inadvisable, such as extraordinary market volatility. There can be no assurance that Shares will continue to meet the listing requirements of the Exchange which may result in the Shares being delisted. An active trading market for the Shares may not be developed or maintained. If the Shares are traded outside a collateralized settlement system, the number of financial institutions that can act as Authorized Participants that can post collateral on an agency basis is limited, which may limit the market for the Shares.
- *Market Price Variance Risk.* The market prices of Shares will fluctuate in response to changes in NAV and supply and demand for Shares and will include a "bid-ask spread" charged by the exchange specialists, market makers or other participants that trade the Shares. There may be times when the market price and the NAV vary significantly. This means that Shares may trade at a discount to NAV.
  - In times of market stress, market makers may step away from their role market making in the Shares and in executing trades, which can lead to differences between the market value of the Shares and the Fund's NAV.
  - The market price of the Shares may deviate from the Fund's NAV, particularly during times of market stress, with the result that investors may pay significantly more or significantly less the Shares than the Fund's NAV, which is reflected in the bid and ask price for the Shares or in the closing price.
  - In stressed market conditions, the market for the Shares may become less liquid in response to the deteriorating liquidity of the Fund's portfolio. This adverse effect on the liquidity of the Shares may, in turn, lead to differences between the market value of the Shares and the Fund's NAV.
- *Authorized Participant Risk.* Only an Authorized Participant may engage in creation or redemption transactions directly with the Fund. The Fund has a limited number of institutions that may act as an Authorized Participant on an agency basis (i.e., on behalf of other market participants). To the extent that Authorized Participants exit the business or are unable to proceed with creation or redemption orders with respect to the Fund and no other Authorized Participant is able to step forward to create or redeem Creation Units, Fund shares may be more likely to trade at a premium or discount to net asset value and possibly face trading halts or delisting. Authorized Participant concentration risk may be heightened for securities or instruments that have lower trading volumes.

*Large Capitalization Risk.* Large-capitalization companies may be less able than smaller capitalization companies to adapt to changing market conditions. Large-capitalization companies may be more mature and subject to more limited growth potential compared with smaller capitalization companies. During different market cycles, the performance of large capitalization companies has trailed the overall performance of the broader securities markets.



***Leverage Risk.*** The use of leverage by the Fund, such as the use of options, will cause the Fund to incur additional expenses and magnify the Fund's gains or losses.

***Limited History Risk.*** The Fund is a new ETF and has a limited history of operations for investors to evaluate.

***Market and Geopolitical Risk.*** The increasing interconnectivity between global economies and financial markets increases the likelihood that events or conditions in one region or financial market may adversely impact issuers in a different country, region or financial market. Securities in the Fund's portfolio may underperform due to inflation (or expectations for inflation), interest rates, global demand for particular products or resources, natural disasters, pandemics, epidemics, terrorism, international conflicts, regulatory events and governmental or quasi-governmental actions. The occurrence of global events similar to those in recent years may result in market volatility and may have long term effects on both the U.S. and global financial markets. The novel coronavirus (COVID-19) global pandemic and the aggressive responses taken by many governments, including closing borders, restricting international and domestic travel, and the imposition of prolonged quarantines or similar restrictions, as well as the forced or voluntary closure of, or operational changes to, many retail and other businesses, had negative impacts, and in many cases severe negative impacts, on markets worldwide. It is not known how long such impacts, or any future impacts of other significant events described above, will or would last, but there could be a prolonged period of global economic slowdown, which may impact your Fund investment.

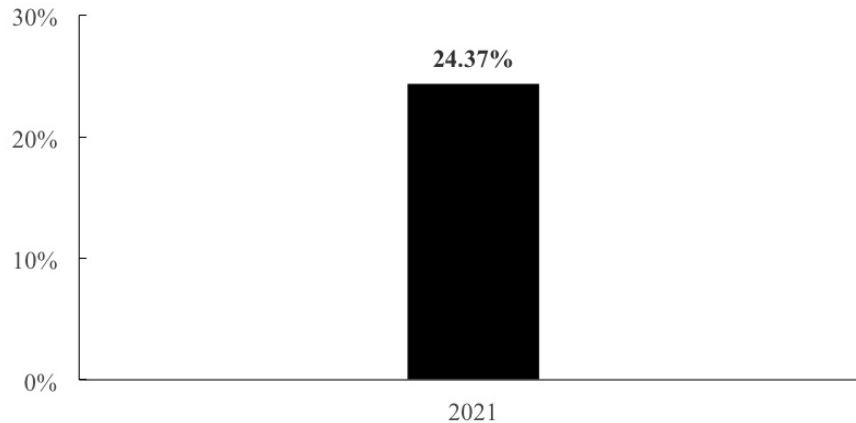
***Option Risk.*** As the buyer of a put option, the Fund risks losing the entire premium invested in the option if the Fund does not exercise the option.

***Over-the-Counter Market Risk.*** Securities and options traded in over-the-counter markets may trade less frequently and in limited volumes and thus exhibit more volatility and liquidity risk, and the prices paid by the Fund in over-the-counter transactions may include an undisclosed dealer markup. The Fund is also exposed to default by the over-the-counter option writer who may be unwilling or unable to perform its contractual obligations to the Fund.

***Small and Medium Capitalization Risk.*** The earnings and prospects of small and medium sized companies are more volatile than larger companies and may experience higher failure rates than larger companies. Small and medium sized companies normally have a lower trading volume than larger companies, which may tend to make their market price fall more disproportionately than larger companies in response to selling pressures and may have limited markets, product lines, or financial resources and lack management experience.

***Underlying Fund Risk.*** ETFs in which the Fund invests are subject to investment advisory and other expenses, which will be indirectly paid by the Fund. As a result, the cost of investing in the Fund will be higher than the cost of investing directly in the ETFs and may be higher than other funds that invest directly in stocks and bonds. Each of the ETFs is subject to its own specific risks, but the adviser expects the principal investments risks of such ETFs will be similar to the risks of investing in the Fund.

**Performance:** The following performance information indicates some of the risks of investing in the Fund. The bar chart shows the Fund's performance from year to year. The table illustrates how the Fund's average annual total returns compare with those of the Index and a broad measure of market performance. Past performance does not necessarily indicate how the Fund will perform in the future. Also, shareholder reports containing financial and performance information are mailed to shareholders semi-annually. Updated performance information is available at no cost by visiting [www.simplify.us/etfs](http://www.simplify.us/etfs) or by calling 1 (855) 772-8488.



During the periods shown in the bar chart above, the Fund's highest quarterly return was 9.67% (quarter ended December 31, 2021) and the Fund's lowest quarterly return was 0.32% (quarter ended September 30, 2021). The calendar year-to-date total return of the Fund as of September 30, 2022 was -19.81%.

#### Average Annual Total Returns for the Periods Ended December 31, 2021

	1 Year	Since Inception (9/3/20)
Return Before Taxes	24.37%	24.91%
Return After Taxes on Distributions	24.10%	24.56%
Return After Taxes on Distributions and Sale of Fund Shares	14.60%	19.07%
S&P 500 Total Return Index (reflects no deduction for fees, expenses or taxes)	28.68%	29.30%

After-tax returns are calculated using the historical highest individual federal marginal income tax rates during the period covered by the table above and do not reflect the impact of state and local taxes. Actual after-tax returns depend on an investor's tax situation and may differ from those shown. After-tax returns shown are not relevant to investors who hold shares through tax-advantaged arrangements, such as 401(k) plans or individual retirement accounts.

**Investment Adviser:** Simplify Asset Management Inc. (the "Adviser")

**Portfolio Managers:** Paul Kim, Chief Executive Officer of the Adviser, and David Berns, Chief Investment Officer of the Adviser, have each served the Fund as a portfolio manager since it commenced operations in September 2020. Michael Green, Managing Director and Chief Strategist of the Adviser, has served as a portfolio manager since April 2021. Mr. Kim, Mr. Berns, and Mr. Green are jointly and primarily responsible for the management of the Fund.

**Purchase and Sale of Fund Shares:** The Fund will issue and redeem Shares at NAV only in large blocks of 25,000 Shares (each block of Shares is called a "Creation Unit"). Creation Units are issued and redeemed primarily in-kind for securities, but may include cash. Individual Shares may only be purchased and sold in secondary market transactions through brokers. Except when aggregated in Creation Units in transactions with Authorized Participants, the Shares are not redeemable securities of the Fund.

Shares of the Fund are listed for trading on the Exchange and trade at market prices rather than NAV. Shares of the Fund may trade at a price that is greater than, at, or less than NAV.

**Tax Information:** The Fund's distributions generally will be taxable as ordinary income or long-term capital gains. A sale of Shares may result in capital gain or loss.

**Payments to Broker-Dealers and Other Financial Intermediaries:** If you purchase the Fund through a broker-dealer or other financial intermediary (such as a bank), the Fund and its related companies may pay the intermediary for the sale of Fund shares and related services. These payments may create a conflict of interest by influencing the broker-dealer or other intermediary and your salesperson to recommend the Fund over another investment. Ask your salesperson or visit your financial intermediary's website for more information.



## FUND SUMMARY - SIMPLIFY US EQUITY PLUS UPSIDE CONVEXITY ETF

**Investment Objective:** The Simplify US Equity PLUS Upside Convexity ETF (the “Fund” or “SPUC”) seeks to provide capital appreciation.

**Fees and Expenses of the Fund:** This table describes the fees and expenses that you may pay if you buy and hold shares of the Fund. Investors purchasing or selling shares of the Fund in the secondary market may be subject to costs (including customary brokerage commissions) charged by their broker. These costs are not included in the expense example below.

<b>Annual Fund Operating Expenses</b> (expenses that you pay each year as a percentage of the value of your investment)	
Management Fees	0.50%
Distribution and Service (12b-1) Fees	0.00%
Acquired Fund Fees and Expenses <sup>(1)</sup>	0.03%
Total Annual Fund Operating Expenses	0.53%
Fee Waiver and Reimbursement <sup>(2)</sup>	(0.25)%
Total Annual Fund Operating Expenses After Fee Waiver	0.28%

- (1) Acquired Fund Fees and Expenses are the indirect costs of investing in other investment companies. The operating expenses in this fee table will not correlate to the expense ratio in the Fund’s financial highlights because the financial statements include only the direct operating expenses incurred by the Fund.
- (2) The Fund’s adviser has contractually agreed, until at least October 31, 2023 to waive its management fees and/or pay or absorb the Fund’s expenses, in order to limit the amount of “Specified Expenses” borne by the Fund to 0.25% of the Fund’s average daily net assets. “Specified Expenses” means all ordinary operating expenses of the Fund, except for interest expenses, taxes, brokerage expenses, Rule 12b-1 fees (if any), acquired fund fees and expenses, and expenses incidental to a meeting of the Fund’s shareholders. The fee waiver is subject to recoupment if such recoupment can be achieved within the lesser of the foregoing expense limits or those in place at the time of recapture. This agreement may be terminated only by the Trust’s Board of Trustees on 60 days’ written notice to the Fund’s adviser.

**Example:** This Example is intended to help you compare the cost of investing in the Fund with the cost of investing in other mutual funds.

The Example assumes that you invest \$10,000 in the Fund for the time periods indicated and then redeem all of your shares at the end of those periods. The Example also assumes that your investment has a 5% return each year and that the Fund’s operating expenses remain the same. Although your actual costs may be higher or lower, based upon these assumptions your costs would be:

<b>1 Year</b>	<b>3 Years</b>	<b>5 Years</b>	<b>10 Years</b>
\$29	\$145	\$271	\$641

**Portfolio Turnover:** The Fund pays transaction costs, such as commissions, when it buys and sells securities (or “turns over” its portfolio). A higher portfolio turnover rate may indicate higher transaction costs and may result in higher taxes when Fund shares are held in a taxable account. These costs, which are not reflected in annual fund operating expenses or in the Example, affect the Fund’s performance. During the most recent fiscal year, the Fund’s portfolio turnover rate was 4% of the average value of its portfolio.

**Principal Investment Strategies:** The adviser seeks to achieve the Fund's investment objective by investing primarily in equity securities of U.S. companies and applying an upside convexity option overlay strategy to the equity investments.

#### U.S. Equity Strategy

Under normal circumstances, the Fund invests at least 80% of its net assets (plus any borrowings for investment purposes) in equity securities of U.S. companies, primarily by purchasing exchange-traded funds ("ETFs"). The adviser does not frequently trade U.S. equities but seeks to maintain consistent exposure to the U.S. equity market.

#### Upside Convexity Option Overlay Strategy

Up to twenty percent of the Fund's assets will be subject to the Fund's upside convexity option overlay. The upside convexity option overlay strategy consists of purchasing exchange-traded and over the counter ("OTC") call options on the S&P 500 Index or an S&P 500 Index ETF. When the Fund purchases a call option, the Fund has the right, but not the obligation, to buy a stock or other asset at a specified price (strike price) within a specific time period. The Fund decides whether to purchase put or call options based on a number of factors such as strike prices and expiration date.

The upside convexity option overlay strategy is a strategic, persistent exposure meant to hedge against market moves and is intended to add convexity to the Fund. If the market goes up, the Fund's returns may outperform the market because the adviser will sell or exercise the call options. The adviser selects options based upon its evaluation of relative value based on cost, strike price (price that the option can be bought or sold by the option holder) and maturity (the last date the option contract is valid) and will exercise or close the options based on maturity or portfolio rebalancing requirements. The Fund anticipates selling options on a monthly, quarterly, and annual basis, depending upon the Fund's rebalancing requirements and the individual option expiration dates. However, the Fund may rebalance its option portfolio on a more frequent basis for a number of reasons such as market volatility renders the protection provided by the option strategy ineffective or an option position has appreciated to the point that it is prudent to decrease the Fund's exposure and realize gains for the Fund's shareholders. While the upside convexity option overlay is intended to improve the Fund's performance, there is no guarantee that it will improve performance.

Convexity in the Fund's name is a reference to the mathematical term convexity. The Fund's returns are anticipated to show convexity because the relationship between the Fund's returns and market returns is not designed to be linear. That is, if market returns go up in a linear fashion, the Fund's returns are expected to rise faster than the market. The value of the Fund's call options is expected to rise in proportion to the rise in value of the underlying assets, but the amount by which the Fund's options increase or decrease in value depends on how far the market has moved from the time the options position was initiated. The value of the Fund's call options may rise faster than the market if the adviser successfully selects options that appreciate in value. Otherwise stated, the term "convexity" in the Fund's name refers to the intended non-linear nature between the Fund's and the market returns; it does not refer to the concept of "bond convexity," which is a measure of the non-linear relationship between bond duration and changes in interest rates.

**Principal Investment Risks:** *As with all funds, there is the risk that you could lose money through your investment in the Fund. Many factors affect the Fund's net asset value and price of shares and performance.*

The following describes the risks the Fund bears with respect to its investments. As with any fund, there is no guarantee that the Fund will achieve its goal.

**Active Management Risk.** The Fund is subject to the risk that the investment management strategy may not produce the intended results and may negatively impact Fund performance. The adviser's overlay strategy will not fully protect the Fund from declines in the market.

**Derivatives Risk.** Options are a derivative investment. The use of derivative instruments involves risks different from, or possibly greater than, the risks associated with investing directly in securities and other traditional investments. These risks include (i) the risk that the counterparty to a derivative transaction may not fulfill its contractual obligations; (ii) risk of mispricing or improper valuation; and (iii) the risk that changes in the value of the derivative may not correlate perfectly with the underlying asset, rate or index. Derivative prices are highly volatile and may fluctuate substantially during a short period of time. Such prices are influenced by numerous factors that affect the markets, including, but not limited to: changing supply and demand relationships; government programs and policies; national and international political and economic events, changes in interest rates, inflation and deflation and changes in supply and demand relationships. Trading derivative instruments involves risks different from, or possibly greater than, the risks associated with investing directly in securities.



*Early Close/Trading Halt Risk.* An exchange or market may close or issue trading halts on specific securities, or the ability to buy or sell certain securities or financial instruments may be restricted, which may prevent the Fund from buying or selling certain securities or financial instruments. In these circumstances, the Fund may be unable to rebalance its portfolio, may be unable to accurately price its investments and may incur substantial trading losses.

*Equity Risk.* The net asset value of the Fund will fluctuate based on changes in the value of the U.S. equity securities held by the Fund. Equity prices can fall rapidly in response to developments affecting a specific company or industry, or to changing economic, political or market conditions.

*ETF Structure Risks.* The Fund is structured as an ETF and will invest in underlying ETFs. As a result, the Fund is subject to special risks, including:

- *Not Individually Redeemable.* The Fund's shares ("Shares") are not redeemable by retail investors and may be redeemed only by authorized participants ("Authorized Participants") at net asset value ("NAV") and only in Creation Units. A retail investor generally incurs brokerage costs when selling shares.
- *Trading Issues.* Trading in Shares on the NYSE Arca, Inc. (the "Exchange") may be halted due to market conditions or for reasons that, in the view of the Exchange, make trading in Shares inadvisable, such as extraordinary market volatility. There can be no assurance that Shares will continue to meet the listing requirements of the Exchange which may result in the Shares being delisted. An active trading market for the Shares may not be developed or maintained. If the Shares are traded outside a collateralized settlement system, the number of financial institutions that can act as Authorized Participants that can post collateral on an agency basis is limited, which may limit the market for the Shares.
- *Market Price Variance Risk.* The market prices of Shares will fluctuate in response to changes in NAV and supply and demand for Shares and will include a "bid-ask spread" charged by the exchange specialists, market makers or other participants that trade the Shares. There may be times when the market price and the NAV vary significantly. This means that Shares may trade at a discount to NAV.
  - In times of market stress, market makers may step away from their role market making in the Shares and in executing trades, which can lead to differences between the market value of the Shares and the Fund's NAV.
  - The market price of the Shares may deviate from the Fund's NAV, particularly during times of market stress, with the result that investors may pay significantly more or significantly less the Shares than the Fund's NAV, which is reflected in the bid and ask price for the Shares or in the closing price.
  - In stressed market conditions, the market for the Shares may become less liquid in response to the deteriorating liquidity of the Fund's portfolio. This adverse effect on the liquidity of the Shares may, in turn, lead to differences between the market value of the Shares and the Fund's NAV.
- *Authorized Participant Risk.* Only an Authorized Participant may engage in creation or redemption transactions directly with the Fund. The Fund has a limited number of institutions that may act as an Authorized Participant on an agency basis (i.e., on behalf of other market participants). To the extent that Authorized Participants exit the business or are unable to proceed with creation or redemption orders with respect to the Fund and no other Authorized Participant is able to step forward to create or redeem Creation Units, Fund shares may be more likely to trade at a premium or discount to net asset value and possibly face trading halts or delisting. Authorized Participant concentration risk may be heightened for securities or instruments that have lower trading volumes.

*Large Capitalization Risk.* Large-capitalization companies may be less able than smaller capitalization companies to adapt to changing market conditions. Large-capitalization companies may be more mature and subject to more limited growth potential compared with smaller capitalization companies. During different market cycles, the performance of large capitalization companies has trailed the overall performance of the broader securities markets.

***Leverage Risk.*** The use of leverage by the Fund, such as the use of options, will cause the Fund to incur additional expenses and magnify the Fund's gains or losses.

***Limited History Risk.*** The Fund is a new ETF and has a limited history of operations for investors to evaluate.

***Market and Geopolitical Risk.*** The increasing interconnectivity between global economies and financial markets increases the likelihood that events or conditions in one region or financial market may adversely impact issuers in a different country, region or financial market. Securities in the Fund's portfolio may underperform due to inflation (or expectations for inflation), interest rates, global demand for particular products or resources, natural disasters, pandemics, epidemics, terrorism, international conflicts, regulatory events and governmental or quasi-governmental actions. The occurrence of global events similar to those in recent years may result in market volatility and may have long term effects on both the U.S. and global financial markets. The novel coronavirus (COVID-19) global pandemic and the aggressive responses taken by many governments, including closing borders, restricting international and domestic travel, and the imposition of prolonged quarantines or similar restrictions, as well as the forced or voluntary closure of, or operational changes to, many retail and other businesses, had negative impacts, and in many cases severe negative impacts, on markets worldwide. It is not known how long such impacts, or any future impacts of other significant events described above, will or would last, but there could be a prolonged period of global economic slowdown, which may impact your Fund investment.

***Option Risk.*** As the buyer of a call option, the Fund risks losing the entire premium invested in the option if the Fund does not exercise the option.

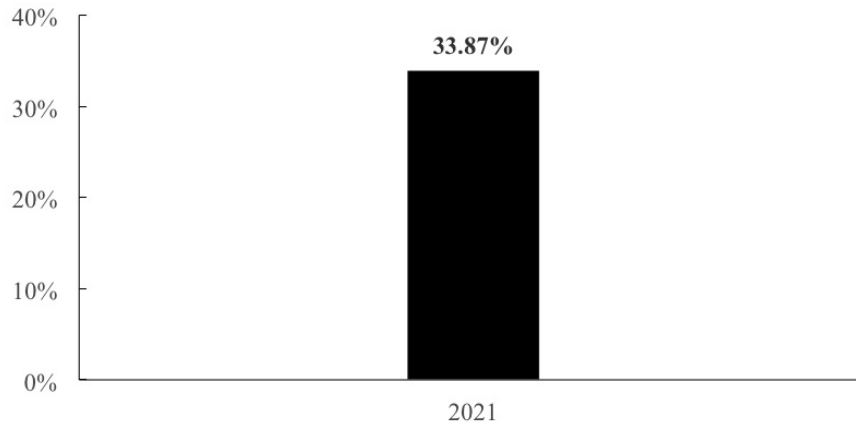
***Over-the-Counter Market Risk.*** Securities and options traded in over-the-counter markets may trade less frequently and in limited volumes and thus exhibit more volatility and liquidity risk, and the prices paid by the Fund in over-the-counter transactions may include an undisclosed dealer markup. The Fund is also exposed to default by the over-the-counter option writer who may be unwilling or unable to perform its contractual obligations to the Fund.

***Small and Medium Capitalization Risk.*** The earnings and prospects of small and medium sized companies are more volatile than larger companies and may experience higher failure rates than larger companies. Small and medium sized companies normally have a lower trading volume than larger companies, which may tend to make their market price fall more disproportionately than larger companies in response to selling pressures and may have limited markets, product lines, or financial resources and lack management experience.

***Underlying Fund Risk.*** ETFs in which the Fund invests are subject to investment advisory and other expenses, which will be indirectly paid by the Fund. As a result, the cost of investing in the Fund will be higher than the cost of investing directly in the ETFs and may be higher than other funds that invest directly in stocks and bonds. Each of the ETFs is subject to its own specific risks, but the adviser expects the principal investments risks of such ETFs will be similar to the risks of investing in the Fund.

**Performance:** The following performance information indicates some of the risks of investing in the Fund. The bar chart shows the Fund's performance from year to year. The table illustrates how the Fund's average annual total returns compare with those of the Index and a broad measure of market performance. Past performance does not necessarily indicate how the Fund will perform in the future. Also, shareholder reports containing financial and performance information are mailed to shareholders semi-annually. Updated performance information is available at no cost by visiting [www.simplify.us/etfs](http://www.simplify.us/etfs) or by calling 1 (855) 772-8488.





During the periods shown in the bar chart above, the Fund's highest quarterly return was 14.67% (quarter ended December 31, 2021) and the Fund's lowest quarterly return was 1.17% (quarter ended September 30, 2021). The calendar year-to-date total return of the Fund as of September 30, 2022 was -28.14%.

#### Average Annual Total Returns for the Periods Ended December 31, 2021

	1 Year	Since Inception (9/3/20)
Return Before Taxes	33.87%	32.76%
Return After Taxes on Distributions	33.09%	31.87%
Return After Taxes on Distributions and Sale of Fund Shares	20.41%	24.97%
S&P 500 Total Return Index (reflects no deduction for fees, expenses or taxes)	28.68%	29.30%

After-tax returns are calculated using the historical highest individual federal marginal income tax rates during the period covered by the table above and do not reflect the impact of state and local taxes. Actual after-tax returns depend on an investor's tax situation and may differ from those shown. After-tax returns shown are not relevant to investors who hold shares through tax-advantaged arrangements, such as 401(k) plans or individual retirement accounts.

**Investment Adviser:** Simplify Asset Management Inc. (the "Adviser")

**Portfolio Managers:** Paul Kim, Chief Executive Officer of the Adviser, and David Berns, Chief Investment Officer of the Adviser, have each served the Fund as a portfolio manager since it commenced operations in September 2020. Michael Green, Managing Director and Chief Strategist of the Adviser, has served as a portfolio manager since April 2021. Mr. Kim, Mr. Berns, and Mr. Green are jointly and primarily responsible for the management of the Fund.

**Purchase and Sale of Fund Shares:** The Fund will issue and redeem Shares at NAV only in large blocks of 25,000 Shares (each block of Shares is called a "Creation Unit"). Creation Units are issued and redeemed primarily in-kind for securities but may include cash. Individual Shares may only be purchased and sold in secondary market transactions through brokers. Except when aggregated in Creation Units in transactions with Authorized Participants, the Shares are not redeemable securities of the Fund.

Shares of the Fund are listed for trading on the Exchange and trade at market prices rather than NAV. Shares of the Fund may trade at a price that is greater than, at, or less than NAV.

**Tax Information:** The Fund's distributions generally will be taxable as ordinary income or long-term capital gains. A sale of Shares may result in capital gain or loss.

**Payments to Broker-Dealers and Other Financial Intermediaries:** If you purchase the Fund through a broker-dealer or other financial intermediary (such as a bank), the Fund and its related companies may pay the intermediary for the sale of Fund shares and related services. These payments may create a conflict of interest by influencing the broker-dealer or other intermediary and your salesperson to recommend the Fund over another investment. Ask your salesperson or visit your financial intermediary's website for more information.



## FUND SUMMARY - SIMPLIFY NASDAQ 100 PLUS CONVEXITY ETF

**Investment Objective:** The Simplify Nasdaq 100 PLUS Convexity ETF (the “Fund” or “QQC”) seeks to provide capital appreciation.

**Fees and Expenses of the Fund:** This table describes the fees and expenses that you may pay if you buy and hold shares of the Fund. Investors purchasing or selling shares of the Fund in the secondary market may be subject to costs (including customary brokerage commissions) charged by their broker. These costs are not included in the expense example below.

<b>Annual Fund Operating Expense</b> (expenses that you pay each year as a percentage of the value of your investment)	
Management Fees	0.50%
Distribution and Service (12b-1) Fees	0.00%
Acquired Fund Fees and Expenses <sup>(1)</sup>	0.19%
Total Annual Fund Operating Expenses	0.69%
Fee Waiver and Reimbursement <sup>(2)</sup>	(0.25)%
Total Annual Fund Operating Expenses After Fee Waiver	0.44%

- (1) Acquired Fund Fees and Expenses are the indirect costs of investing in other investment companies. The operating expenses in this fee table will not correlate to the expense ratio in the Fund’s financial highlights because the financial statements include only the direct operating expenses incurred by the Fund.
- (2) The Fund’s adviser has contractually agreed, until at least October 31, 2023, to waive its management fees and/or pay or absorb the Fund’s expenses, in order to limit the amount of “Specified Expenses” borne by the Fund to 0.25% of the Fund’s average daily net assets. “Specified Expenses” means all ordinary operating expenses of the Fund, except for interest expenses, taxes, brokerage expenses, Rule 12b-1 fees (if any), acquired fund fees and expenses, and expenses incidental to a meeting of the Fund’s shareholders. The fee waiver is subject to recoupment if such recoupment can be achieved within the lesser of the foregoing expense limits or those in place at the time of recapture. Any waived fees may only be recouped within three years from the date when the amount was waived or reimbursed. This agreement may be terminated only by the Trust’s Board of Trustees on 60 days’ written notice to the Fund’s adviser.

**Example:** This Example is intended to help you compare the cost of investing in the Fund with the cost of investing in other mutual funds.

The Example assumes that you invest \$10,000 in the Fund for the time periods indicated and then redeem all of your shares at the end of those periods. The Example also assumes that your investment has a 5% return each year and that the Fund’s operating expenses remain the same. Although your actual costs may be higher or lower, based upon these assumptions your costs would be:

<b>1 Year</b>	<b>3 Years</b>	<b>5 Years</b>	<b>10 Years</b>
\$45	\$196	\$359	\$835

**Portfolio Turnover:** The Fund pays transaction costs, such as commissions, when it buys and sells securities (or “turns over” its portfolio). A higher portfolio turnover rate may indicate higher transaction costs and may result in higher taxes when Fund shares are held in a taxable account. These costs, which are not reflected in annual fund operating expenses or in the Example, affect the Fund’s performance. During the most recent fiscal year, the Fund’s portfolio turnover rate was 7% of the average value of its portfolio.

**Principal Investment Strategies:** The adviser seeks to achieve the Fund's investment objective by investing primarily in equity securities of companies listed on the NASDAQ<sup>®</sup>-100 Index and applying a convexity option overlay strategy to the equity investments.

#### Equity Strategy

The Fund has adopted a non-fundamental investment policy that, under normal circumstances, the Fund will invest at least 80% of its net assets (plus any borrowings for investment purposes) in equity securities, primarily by purchasing exchange-traded funds ("ETFs") that invest in companies listed on the NASDAQ<sup>®</sup>-100 Index. The adviser does not frequently trade equities but seeks to maintain consistent exposure to companies listed on the NASDAQ<sup>®</sup>-100 Index.

#### Convexity Option Overlay Strategy

Up to twenty percent of the Fund's net assets will be subject to the Fund's convexity option overlay. The option overlay consists of purchasing exchange-traded and over the counter ("OTC") put and call options on the NASDAQ<sup>®</sup>-100 Index or a NASDAQ<sup>®</sup>-100 Index ETF or broad-based equity market ETF. When the Fund purchases a call option, the Fund has the right, but not the obligation, to buy a stock or other asset at a specified price (strike price) within a specific time period. When the Fund purchases a put option, the Fund has the right, but not the obligation, to sell a stock or other asset at a specified price (strike price) within a specific time period.

The option overlay is a strategic, persistent exposure meant to hedge against market moves and to add convexity to the Fund. If the market goes up, the Fund's returns may outperform the market because the adviser will sell or exercise the call options. If the market goes down, the Fund's returns may fall less than the market because the adviser will sell or exercise the put options. The adviser selects options based upon its evaluation of relative value based on cost, strike price (price that the option can be bought or sold by the option holder) and maturity (the last date the option contract is valid) and will exercise or close the options based on maturity or portfolio rebalancing requirements. The Fund anticipates purchasing and selling options on a monthly, quarterly, and annual basis, depending upon the Fund's rebalancing requirements and the individual option expiration dates. However, the Fund may rebalance its option portfolio on a more frequent basis for a number of reasons such as market volatility renders the protection provided by the option strategy ineffective or an option position has appreciated to the point that it is prudent to decrease the Fund's exposure and realize gains for the Fund's shareholders. While the option overlay is intended to improve the Fund's performance, there is no guarantee that it will do so.

Convexity in the Fund's name is a reference to the mathematical term convexity. The Fund's returns are intended to possess convexity because the relationship between the Fund's returns and market returns is not designed to be linear. That is, if market returns go up and down in a linear fashion, the Fund's returns are expected to rise faster than the market in positive markets; while declining less than the market in negative markets. The value of the Fund's call options is expected to rise in proportion to the rise in value of the underlying assets, but the amount by which the Fund's options increase or decrease in value depends on how far the market has moved from the time the options position was initiated. The value of the Fund's call options may rise faster than the market if the adviser successfully selects options that appreciate in value. Otherwise stated, the term "convexity" in the Fund's name refers to the intended non-linear nature between the Fund's and the market returns; it does not refer to the concept of "bond convexity," which is a measure of the non-linear relationship between bond duration and changes in interest rates.

**Principal Investment Risks:** *As with all funds, there is the risk that you could lose money through your investment in the Fund. Many factors affect the Fund's net asset value and price of shares and performance.*

The following describes the risks the Fund bears with respect to its investments. As with any fund, there is no guarantee that the Fund will achieve its goal.

**Equity Risk.** The net asset value of the Fund will fluctuate based on changes in the value of the equity securities held by the Fund. Equity prices can fall rapidly in response to developments affecting a specific company or industry, or to changing economic, political or market conditions.

**Active Management Risk.** The Fund is subject to the risk that the investment management strategy may not produce the intended results and may negatively impact Fund performance. The adviser's overlay strategy will not fully protect the Fund from declines in the market.

*Derivatives Risk.* Options are a derivative investment. The use of derivative instruments involves risks different from, or possibly greater than, the risks associated with investing directly in securities and other traditional investments. These risks include (i) the risk that the counterparty to a derivative transaction may not fulfill its contractual obligations; (ii) risk of mispricing or improper valuation; and (iii) the risk that changes in the value of the derivative may not correlate perfectly with the underlying asset, rate or index. Derivative prices are highly volatile and may fluctuate substantially during a short period of time. Such prices are influenced by numerous factors that affect the markets, including, but not limited to: changing supply and demand relationships; government programs and policies; national and international political and economic events, changes in interest rates, inflation and deflation and changes in supply and demand relationships. Trading derivative instruments involves risks different from, or possibly greater than, the risks associated with investing directly in securities.

*Early Close/Trading Halt Risk.* An exchange or market may close or issue trading halts on specific securities, or the ability to buy or sell certain securities or financial instruments may be restricted, which may prevent the Fund from buying or selling certain securities or financial instruments. In these circumstances, the Fund may be unable to rebalance its portfolio, may be unable to accurately price its investments and may incur substantial trading losses.

*ETF Structure Risks.* The Fund is structured as an ETF and will invest in underlying ETFs. As a result, the Fund is subject to special risks, including:

- *Not Individually Redeemable.* The Fund's shares ("Shares") are not redeemable by retail investors and may be redeemed only by authorized participants ("Authorized Participants") at net asset value ("NAV") and only in Creation Units. A retail investor generally incurs brokerage costs when selling shares.
- *Trading Issues.* Trading in Shares on the Nasdaq Stock Market LLC (the "Exchange") may be halted due to market conditions or for reasons that, in the view of the Exchange, make trading in Shares inadvisable, such as extraordinary market volatility. There can be no assurance that Shares will continue to meet the listing requirements of the Exchange which may result in the Shares being delisted. An active trading market for the Shares may not be developed or maintained. If the Shares are traded outside a collateralized settlement system, the number of financial institutions that can act as authorized participants ("Authorized Participants") that can post collateral on an agency basis is limited, which may limit the market for the Shares.
- *Market Price Variance Risk.* The market prices of Shares will fluctuate in response to changes in NAV and supply and demand for Shares and will include a "bid-ask spread" charged by the exchange specialists, market makers or other participants that trade the Shares. There may be times when the market price and the NAV vary significantly. This means that Shares may trade at a discount to NAV.
  - In times of market stress, market makers may step away from their role market making in the Shares and in executing trades, which can lead to differences between the market value of the Shares and the Fund's NAV.
  - The market price of the Shares may deviate from the Fund's NAV, particularly during times of market stress, with the result that investors may pay significantly more or significantly less the Shares than the Fund's NAV, which is reflected in the bid and ask price for the Shares or in the closing price.
  - In stressed market conditions, the market for the Shares may become less liquid in response to the deteriorating liquidity of the Fund's portfolio. This adverse effect on the liquidity of the Shares may, in turn, lead to differences between the market value of the Shares and the Fund's NAV.
- *Authorized Participant Risk.* Only an Authorized Participant may engage in creation or redemption transactions directly with the Fund. The Fund has a limited number of institutions that may act as an Authorized Participant on an agency basis (i.e., on behalf of other market participants). To the extent that Authorized Participants exit the business or are unable to proceed with creation or redemption orders with respect to the Fund and no other Authorized Participant is able to step forward to create or redeem Creation Units, Fund shares may be more likely to trade at a premium or discount to net asset value and possibly face trading halts or delisting. Authorized Participant concentration risk may be heightened for securities or instruments that have lower trading volumes.

*Large Capitalization Risk.* Large-capitalization companies may be less able than smaller capitalization companies to adapt to changing market conditions. Large-capitalization companies may be more mature and subject to more limited growth potential compared with smaller capitalization companies. During different market cycles, the performance of large capitalization companies has trailed the overall performance of the broader securities markets.



***Leverage Risk.*** The use of leverage by the Fund, such as borrowing money to purchase securities or the use of options, will cause the Fund to incur additional expenses and magnify the Fund's gains or losses.

***Limited History Risk.*** The Fund is a new ETF and has a limited history of operations for investors to evaluate.

***Market and Geopolitical Risk.*** The increasing interconnectivity between global economies and financial markets increases the likelihood that events or conditions in one region or financial market may adversely impact issuers in a different country, region or financial market. Securities in the Funds' portfolios may underperform due to inflation (or expectations for inflation), interest rates, global demand for particular products or resources, natural disasters, pandemics, epidemics, terrorism, international conflicts, regulatory events and governmental or quasi-governmental actions. The occurrence of global events similar to those in recent years may result in market volatility and may have long term effects on both the U.S. and global financial markets. The novel coronavirus (COVID-19) global pandemic and the aggressive responses taken by many governments, including closing borders, restricting international and domestic travel, and the imposition of prolonged quarantines or similar restrictions, as well as the forced or voluntary closure of, or operational changes to, many retail and other businesses, had negative impacts, and in many cases severe negative impacts, on markets worldwide. It is not known how long such impacts, or any future impacts of other significant events described above, will or would last, but there could be a prolonged period of global economic slowdown, which may impact your Fund investment.

***Option Risk.*** As the buyer of a put or call option, the Fund risks losing the entire premium invested in the option if the Fund does not exercise the option.

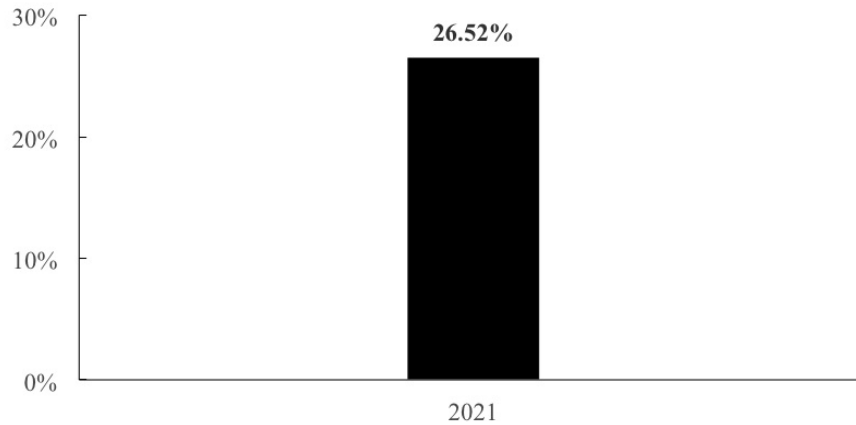
***Over-the-Counter Market Risk.*** Securities and options traded in over-the-counter markets may trade less frequently and in limited volumes and thus exhibit more volatility and liquidity risk, and the prices paid by the Fund in over-the-counter transactions may include an undisclosed dealer markup. The Fund is also exposed to default by the over-the-counter option writer who may be unwilling or unable to perform its contractual obligations to the Fund.

***Small and Medium Capitalization Risk.*** The earnings and prospects of small and medium sized companies are more volatile than larger companies and may experience higher failure rates than larger companies. Small and medium sized companies normally have a lower trading volume than larger companies, which may tend to make their market price fall more disproportionately than larger companies in response to selling pressures and may have limited markets, product lines, or financial resources and lack management experience.

***Technology Sector Risk.*** The Fund may make investments in certain ETFs that are concentrated in the Information Technology sector, which means the ETFs are more likely to be more adversely affected by any negative performance of the Information Technology sector than ETFs that have more diversified holdings across a number of sectors. Market or economic factors impacting technology companies and companies that rely heavily on technological advances could have a major effect on the value of the ETFs' investments. The value of stocks of technology companies and companies that rely heavily on technology are particularly vulnerable to rapid changes in technology product cycles, rapid product obsolescence, government regulation and competition, both domestically and internationally, including competition from foreign competitors with lower production costs.

***Underlying Fund Risk.*** ETFs in which the Fund invests are subject to investment advisory and other expenses, which will be indirectly paid by the Fund. As a result, the cost of investing in the Fund will be higher than the cost of investing directly in the ETFs and may be higher than other funds that invest directly in stocks and bonds. Each of the ETFs is subject to its own specific risks, but the adviser expects the principal investments risks of such ETFs will be similar to the risks of investing in the Fund.

**Performance:** The following performance information indicates some of the risks of investing in the Fund. The bar chart shows the Fund's performance from year to year. The table illustrates how the Fund's average annual total returns compare with those of the Index and a broad measure of market performance. Past performance does not necessarily indicate how the Fund will perform in the future. Also, shareholder reports containing financial and performance information are mailed to shareholders semi-annually. Updated performance information is available at no cost by visiting [www.simplify.us/etfs](http://www.simplify.us/etfs) or by calling 1 (855) 772-8488



During the periods shown in the bar chart above, the Fund's highest quarterly return was 13.29% (quarter ended December 31, 2021) and the Fund's lowest quarterly return was 0.39% (quarter ended September 30, 2021). The calendar year-to-date total return of the Fund as of September 30, 2022 was -33.53%.

#### Average Annual Total Returns for the Periods Ended December 31, 2021

	<u>1 Year</u>	<u>Since Inception (12/10/20)</u>
Return Before Taxes	26.52%	29.25%
Return After Taxes on Distributions	26.44%	29.09%
Return After Taxes on Distributions and Sale of Fund Shares	15.75%	22.28%
Nasdaq 100 Index (reflects no deduction for fees, expenses or taxes)	27.51%	30.88%

After-tax returns are calculated using the historical highest individual federal marginal income tax rates during the period covered by the table above and do not reflect the impact of state and local taxes. Actual after-tax returns depend on an investor's tax situation and may differ from those shown. After-tax returns shown are not relevant to investors who hold shares through tax-advantaged arrangements, such as 401(k) plans or individual retirement accounts.

**Investment Adviser:** Simplify Asset Management Inc. (the "Adviser").

**Portfolio Managers:** Paul Kim, Chief Executive Officer of the Adviser, and David Berns, Chief Investment Officer of the Adviser, have each served the Fund as a portfolio manager since it commenced operations in August 2020. Michael Green is the Managing Director and Chief Strategist of the Adviser. He has served as a portfolio manager since April 2021. Mr. Kim, Mr. Berns, and Mr. Green are jointly and primarily responsible for the management of the Fund.

**Purchase and Sale of Fund Shares:** The Fund will issue and redeem Shares at NAV only in large blocks of 25,000 Shares (each block of Shares is called a "Creation Unit"). Creation Units are issued and redeemed primarily in-kind for securities but may include cash. Individual Shares may only be purchased and sold in secondary market transactions through brokers. Except when aggregated in Creation Units in transactions with Authorized Participants, the Shares are not redeemable securities of the Fund.

Shares of the Fund are listed for trading on the Exchange and trade at market prices rather than NAV. Shares of the Fund may trade at a price that is greater than, at, or less than NAV.

**Tax Information:** The Fund's distributions generally will be taxable as ordinary income or long-term capital gains. A sale of Shares may result in capital gain or loss.

**Payments to Broker-Dealers and Other Financial Intermediaries:** If you purchase the Fund through a broker-dealer or other financial intermediary (such as a bank), the Fund and its related companies may pay the intermediary for the sale of Fund shares and related services. These payments may create a conflict of interest by influencing the broker-dealer or other intermediary and your salesperson to recommend the Fund over another investment. Ask your salesperson or visit your financial intermediary's website for more information.





## FUND SUMMARY - SIMPLIFY NASDAQ 100 PLUS DOWNSIDE CONVEXITY ETF

**Investment Objective:** The Simplify Nasdaq 100 PLUS Downside Convexity ETF (the “Fund or “QQD”) seeks to provide capital appreciation.

**Fees and Expenses of the Fund:** This table describes the fees and expenses that you may pay if you buy and hold shares of the Fund. Investors purchasing or selling shares of the Fund in the secondary market may be subject to costs (including customary brokerage commissions) charged by their broker. These costs are not included in the expense example below.

<b>Annual Fund Operating Expenses</b> (expenses that you pay each year as a percentage of the value of your investment)	
Management Fees	0.50%
Distribution and Service (12b-1) Fees	0.00%
Acquired Fund Fees and Expenses <sup>(1)</sup>	0.20%
Total Annual Fund Operating Expenses	0.70%
Fee Waiver and Reimbursement <sup>(2)</sup>	(0.25)%
Total Annual Fund Operating Expenses After Fee Waiver	0.45%

- (1) Acquired Fund Fees and Expenses are the indirect costs of investing in other investment companies. The operating expenses in this fee table will not correlate to the expense ratio in the Fund’s financial highlights because the financial statements include only the direct operating expenses incurred by the Fund.
- (2) The Fund’s adviser has contractually agreed, until at least October 31, 2023, to waive its management fees and/or pay or absorb the Fund’s expenses, in order to limit the amount of “Specified Expenses” borne by the Fund to 0.25% of the Fund’s average daily net assets. “Specified Expenses” means all ordinary operating expenses of the Fund, except for interest expenses, taxes, brokerage expenses, Rule 12b-1 fees (if any), acquired fund fees and expenses, and expenses incidental to a meeting of the Fund’s shareholders. The fee waiver is subject to recoupment if such recoupment can be achieved within the lesser of the foregoing expense limits or those in place at the time of recapture. Any waived fees may only be recouped within three years from the date when the amount was waived or reimbursed. This agreement may be terminated only by the Trust’s Board of Trustees on 60 days’ written notice to the Fund’s adviser.

**Example:** This Example is intended to help you compare the cost of investing in the Fund with the cost of investing in other mutual funds.

The Example assumes that you invest \$10,000 in the Fund for the time periods indicated and then redeem all of your shares at the end of those periods. The Example also assumes that your investment has a 5% return each year and that the Fund’s operating expenses remain the same. Although your actual costs may be higher or lower, based upon these assumptions your costs would be:

1 Year	3 Years	5 Years	10 Years
\$46	\$199	\$365	\$847

**Portfolio Turnover:** The Fund pays transaction costs, such as commissions, when it buys and sells securities (or “turns over” its portfolio). A higher portfolio turnover rate may indicate higher transaction costs and may result in higher taxes when Fund shares are held in a taxable account. These costs, which are not reflected in annual fund operating expenses or in the Example, affect the Fund’s performance. During the most recent fiscal year, the Fund’s portfolio turnover rate was 7% of the average value of its portfolio.

**Principal Investment Strategies:** The adviser seeks to achieve the Fund's investment objective by investing primarily in equity securities of companies listed on the NASDAQ<sup>®</sup>-100 Index and applying a downside convexity option overlay strategy to the equity investments.

#### Equity Strategy

The Fund has adopted a non-fundamental policy that, under normal circumstances, the Fund will invest at least 80% of its net assets (plus any borrowings for investment purposes) in equity securities, primarily by purchasing exchange-traded funds ("ETFs") that invest in companies listed on the NASDAQ<sup>®</sup>-100 Index. The adviser does not frequently trade equities but seeks to maintain consistent exposure to companies listed on the NASDAQ<sup>®</sup>-100 Index.

#### Downside Convexity Option Overlay Strategy

Up to twenty percent of the Fund's net assets will be subject to the Fund's downside convexity option overlay. The downside convexity option overlay consists of purchasing exchange-traded and over the counter ("OTC") put options on the NASDAQ<sup>®</sup>-100 Index or a NASDAQ<sup>®</sup>-100 Index ETF or broad-based equity market ETF. When the Fund purchases a put option, the Fund has the right, but not the obligation, to sell a stock or other asset at a specified price (strike price) within a specific time period.

The downside convexity option overlay is a strategic, persistent exposure meant to hedge against market moves and is intended to add convexity to the Fund. If the market goes down, the Fund's returns may fall less than the market because the adviser will sell or exercise the put options. The adviser selects options based upon its evaluation of relative value based on cost, strike price (price that the option can be bought or sold by the option holder) and maturity (the last date the option contract is valid) and will exercise or close the options based on maturity or portfolio rebalancing requirements. The Fund anticipates purchasing options on a monthly, quarterly, and annual basis, depending upon the Fund's rebalancing requirements and the individual option expiration dates. However, the Fund may rebalance its option portfolio on a more frequent basis for a number of reasons such as market volatility renders the protection provided by the option strategy ineffective or an option position has appreciated to the point that it is prudent to decrease the Fund's exposure and realize gains for the Fund's shareholders. While the downside convexity option overlay is intended to protect the Fund from losses, there is no guarantee that it will be able to protect the Fund from losses.

Convexity in the Fund's name is a reference to the mathematical term convexity. The Fund's losses, if any, are anticipated to show convexity because the relationship between the Fund's and market declines is not designed to be linear. That is, if markets decline in a linear fashion, the Fund's returns are expected to decline slower than the market. Otherwise stated, the term "convexity" in the Fund's name refers to the intended non-linear nature between the Fund's and the market returns; it does not refer to the concept of "bond convexity," which is a measure of the non-linear relationship between bond duration and changes in interest rates.

**Principal Investment Risks:** *As with all funds, there is the risk that you could lose money through your investment in the Fund. Many factors affect the Fund's net asset value and price of shares and performance.*

The following describes the risks the Fund bears with respect to its investments. As with any fund, there is no guarantee that the Fund will achieve its goal.

**Equity Risk.** The net asset value of the Fund will fluctuate based on changes in the value of the equity securities held by the Fund. Equity prices can fall rapidly in response to developments affecting a specific company or industry, or to changing economic, political or market conditions.

**Active Management Risk.** The Fund is subject to the risk that the investment management strategy may not produce the intended results and may negatively impact Fund performance. The adviser's overlay strategy will not fully protect the Fund from declines in the market.

**Derivatives Risk.** Options are a derivative investment. The use of derivative instruments involves risks different from, or possibly greater than, the risks associated with investing directly in securities and other traditional investments. These risks include (i) the risk that the counterparty to a derivative transaction may not fulfill its contractual obligations; (ii) risk of mispricing or improper valuation; and (iii) the risk that changes in the value of the derivative may not correlate perfectly with the underlying asset, rate or index. Derivative prices are highly volatile and may fluctuate substantially during a short period of time. Such prices are influenced by numerous factors that affect the markets, including, but not limited to: changing supply and demand relationships; government programs and policies; national and international political and economic events, changes in interest rates, inflation and deflation and changes in supply and demand relationships. Trading derivative instruments involves risks different from, or possibly greater than, the risks associated with investing directly in securities.



*Early Close/Trading Halt Risk.* An exchange or market may close or issue trading halts on specific securities, or the ability to buy or sell certain securities or financial instruments may be restricted, which may prevent the Fund from buying or selling certain securities or financial instruments. In these circumstances, the Fund may be unable to rebalance its portfolio, may be unable to accurately price its investments and may incur substantial trading losses.

*ETF Structure Risks.* The Fund is structured as an ETF and will invest in underlying ETFs. As a result, the Fund is subject to special risks, including:

- *Not Individually Redeemable.* The Fund's shares ("Shares") are not redeemable by retail investors and may be redeemed only by authorized participants ("Authorized Participants") at net asset value ("NAV") and only in Creation Units. A retail investor generally incurs brokerage costs when selling shares.
- *Trading Issues.* Trading in Shares on the Nasdaq Stock Market LLC (the "Exchange") may be halted due to market conditions or for reasons that, in the view of the Exchange, make trading in Shares inadvisable, such as extraordinary market volatility. There can be no assurance that Shares will continue to meet the listing requirements of the Exchange which may result in the Shares being delisted. An active trading market for the Shares may not be developed or maintained. If the Shares are traded outside a collateralized settlement system, the number of financial institutions that can act as authorized participants ("Authorized Participants") that can post collateral on an agency basis is limited, which may limit the market for the Shares.
- *Market Price Variance Risk.* The market prices of Shares will fluctuate in response to changes in NAV and supply and demand for Shares and will include a "bid-ask spread" charged by the exchange specialists, market makers or other participants that trade the Shares. There may be times when the market price and the NAV vary significantly. This means that Shares may trade at a discount to NAV.
  - In times of market stress, market makers may step away from their role market making in the Shares and in executing trades, which can lead to differences between the market value of the Shares and the Fund's NAV.
  - The market price of the Shares may deviate from the Fund's NAV, particularly during times of market stress, with the result that investors may pay significantly more or significantly less the Shares than the Fund's NAV, which is reflected in the bid and ask price for the Shares or in the closing price.
  - In stressed market conditions, the market for the Shares may become less liquid in response to the deteriorating liquidity of the Fund's portfolio. This adverse effect on the liquidity of the Shares may, in turn, lead to differences between the market value of the Shares and the Fund's NAV.
- *Authorized Participant Risk.* Only an Authorized Participant may engage in creation or redemption transactions directly with the Fund. The Fund has a limited number of institutions that may act as an Authorized Participant on an agency basis (i.e., on behalf of other market participants). To the extent that Authorized Participants exit the business or are unable to proceed with creation or redemption orders with respect to the Fund and no other Authorized Participant is able to step forward to create or redeem Creation Units, Fund shares may be more likely to trade at a premium or discount to net asset value and possibly face trading halts or delisting. Authorized Participant concentration risk may be heightened for securities or instruments that have lower trading volumes.

*Large Capitalization Risk.* Large-capitalization companies may be less able than smaller capitalization companies to adapt to changing market conditions. Large-capitalization companies may be more mature and subject to more limited growth potential compared with smaller capitalization companies. During different market cycles, the performance of large capitalization companies has trailed the overall performance of the broader securities markets.

*Leverage Risk.* The use of leverage by the Fund, such as borrowing money to purchase securities or the use of options, will cause the Fund to incur additional expenses and magnify the Fund's gains or losses.

*Limited History Risk.* The Fund is a new ETF and has a limited history of operations for investors to evaluate.

*Market and Geopolitical Risk.* The increasing interconnectivity between global economies and financial markets increases the likelihood that events or conditions in one region or financial market may adversely impact issuers in a different country, region or financial market. Securities in the Fund's portfolio may underperform due to inflation (or expectations for inflation), interest rates, global demand for particular products or resources, natural disasters, pandemics, epidemics, terrorism, international conflicts, regulatory events and governmental or quasi-governmental actions. The occurrence of global events similar to those in recent years may result in market volatility and may have long term effects on both the U.S. and global financial markets. The novel coronavirus (COVID-19) global pandemic and the aggressive responses taken by many governments, including closing borders, restricting international and domestic travel, and the imposition of prolonged quarantines or similar restrictions, as well as the forced or voluntary closure of, or operational changes to, many retail and other businesses had negative impacts, and in many cases severe negative impacts, on markets worldwide. It is not known how long such impacts, or any future impacts of other significant events described above, will or would last, but there could be a prolonged period of global economic slowdown, which may impact your Fund investment.

*Option Risk.* As the buyer of a put option, the Fund risks losing the entire premium invested in the option if the Fund does not exercise the option.

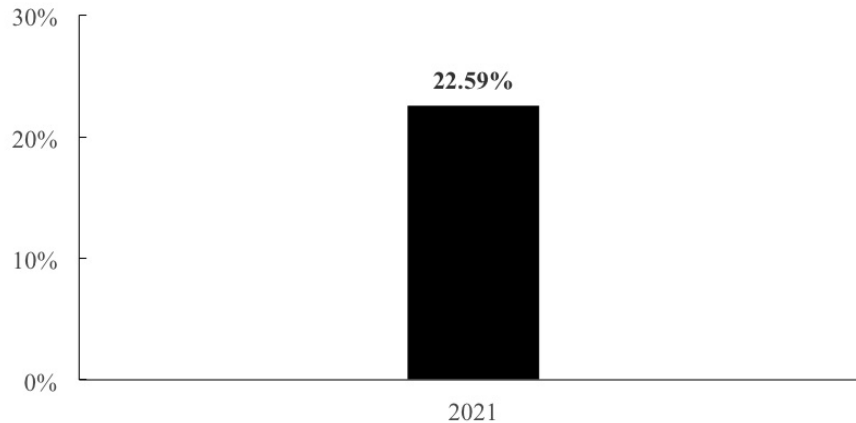
*Over-the-Counter Market Risk.* Securities and options traded in over-the-counter markets may trade less frequently and in limited volumes and thus exhibit more volatility and liquidity risk, and the prices paid by the Fund in over-the-counter transactions may include an undisclosed dealer markup. The Fund is also exposed to default by the over-the-counter option writer who may be unwilling or unable to perform its contractual obligations to the Fund.

*Small and Medium Capitalization Risk.* The earnings and prospects of small and medium sized companies are more volatile than larger companies and may experience higher failure rates than larger companies. Small and medium sized companies normally have a lower trading volume than larger companies, which may tend to make their market price fall more disproportionately than larger companies in response to selling pressures and may have limited markets, product lines, or financial resources and lack management experience.

*Technology Sector Risk.* The Fund may make investments in certain ETFs that are concentrated in the Information Technology sector, which means the ETFs are more likely to be more adversely affected by any negative performance of the Information Technology sector than ETFs that have more diversified holdings across a number of sectors. Market or economic factors impacting technology companies and companies that rely heavily on technological advances could have a major effect on the value of the ETFs' investments. The value of stocks of technology companies and companies that rely heavily on technology are particularly vulnerable to rapid changes in technology product cycles, rapid product obsolescence, government regulation and competition, both domestically and internationally, including competition from foreign competitors with lower production costs.

*Underlying Fund Risk.* ETFs in which the Fund invests are subject to investment advisory and other expenses, which will be indirectly paid by the Fund. As a result, the cost of investing in the Fund will be higher than the cost of investing directly in the ETFs and may be higher than other funds that invest directly in stocks and bonds. Each of the ETFs is subject to its own specific risks, but the adviser expects the principal investments risks of such ETFs will be similar to the risks of investing in the Fund.

**Performance:** The following performance information indicates some of the risks of investing in the Fund. The bar chart shows the Fund's performance from year to year. The table illustrates how the Fund's average annual total returns compare with those of the Index and a broad measure of market performance. Past performance does not necessarily indicate how the Fund will perform in the future. Also, shareholder reports containing financial and performance information are mailed to shareholders semi-annually. Updated performance information is available at no cost by visiting [www.simplify.us/etfs](http://www.simplify.us/etfs) or by calling 1 (855) 772-8488.



During the periods shown in the bar chart above, the Fund's highest quarterly return was 10.03% (quarter ended December 31, 2021) and the Fund's lowest quarterly return was 0.42% (quarter ended March 31, 2021). The calendar year-to-date total return of the Fund as of September 30, 2022 was -28.71%.

#### Average Annual Total Returns for the Periods Ended December 31, 2021

	<u>1 Year</u>	<u>Since Inception (12/10/20)</u>
Return Before Taxes	22.59%	25.14%
Return After Taxes on Distributions	22.52%	24.99%
Return After Taxes on Distributions and Sale of Fund Shares	13.40%	19.13%
Nasdaq 100 Index (reflects no deduction for fees, expenses or taxes)	27.51%	30.88%

After-tax returns are calculated using the historical highest individual federal marginal income tax rates during the period covered by the table above and do not reflect the impact of state and local taxes. Actual after-tax returns depend on an investor's tax situation and may differ from those shown. After-tax returns shown are not relevant to investors who hold shares through tax-advantaged arrangements, such as 401(k) plans or individual 2retirement accounts.

**Investment Adviser:** Simplify Asset Management Inc. (the "Adviser")

**Portfolio Managers:** Paul Kim, Chief Executive Officer of the adviser, and David Berns, Chief Investment Officer of the Adviser, have each served the Fund as a portfolio manager since it commenced operations in August 2020. Michael Green is the Managing Director and Chief Strategist of the Adviser. He has served as a portfolio manager since April 2021. Mr. Kim, Mr. Berns, and Mr. Green are jointly and primarily responsible for the management of the Fund.

**Purchase and Sale of Fund Shares:** The Fund will issue and redeem Shares at NAV only in large blocks of 25,000 Shares (each block of Shares is called a "Creation Unit"). Creation Units are issued and redeemed primarily in-kind for securities but may include cash. Individual Shares may only be purchased and sold in secondary market transactions through brokers. Except when aggregated in Creation Units in transactions with Authorized Participants, the Shares are not redeemable securities of the Fund.

Shares of the Fund are listed for trading on the Exchange and trade at market prices rather than NAV. Shares of the Fund may trade at a price that is greater than, at, or less than NAV.

**Tax Information:** The Fund's distributions generally will be taxable as ordinary income or long-term capital gains. A sale of Shares may result in capital gain or loss.

**Payments to Broker-Dealers and Other Financial Intermediaries:** If you purchase the Fund through a broker-dealer or other financial intermediary (such as a bank), the Fund and its related companies may pay the intermediary for the sale of Fund shares and related services. These payments may create a conflict of interest by influencing the broker-dealer or other intermediary and your salesperson to recommend the Fund over another investment. Ask your salesperson or visit your financial intermediary's website for more information.





## FUND SUMMARY - SIMPLIFY INTEREST RATE HEDGE ETF

**Investment Objective:** The Simplify Interest Rate Hedge ETF (the “Fund” or “PFI”) seeks to hedge interest rate movements arising from rising long-term interest rates, and to benefit from market stress when fixed income volatility increases, while providing the potential for income.

**Fees and Expenses of the Fund:** This table describes the fees and expenses that you may pay if you buy, hold, and sell shares of the Fund. Investors purchasing or selling shares of the Fund in the secondary market may be subject to costs (including customary brokerage commissions) charged by their broker. These costs are not included in the expense example below.

<b>Annual Fund Operating Expenses</b> (expenses that you pay each year as a percentage of the value of your investment)	
Management Fees	0.50%
Distribution and Service (12b-1) Fees	0.00%
Total Annual Fund Operating Expenses	0.50%

**Example:** This Example is intended to help you compare the cost of investing in the Fund with the cost of investing in other mutual funds.

The Example assumes that you invest \$10,000 in the Fund for the time periods indicated and then redeem all of your shares at the end of those periods. The Example also assumes that your investment has a 5% return each year and that the Fund’s operating expenses remain the same. Although your actual costs may be higher or lower, based upon these assumptions your costs would be:

<b>1 Year</b>	<b>3 Years</b>	<b>5 Years</b>	<b>10 Years</b>
\$51	\$160	\$280	\$628

**Portfolio Turnover:** The Fund pays transaction costs, such as commissions, when it buys and sells securities (or “turns over” its portfolio). A higher portfolio turnover rate may indicate higher transaction costs and may result in higher taxes when Fund shares are held in a taxable account. These costs, which are not reflected in annual fund operating expenses or in the Example, affect the Fund’s performance. During the most recent fiscal year, the Fund’s portfolio turnover rate was 3% of the average of its portfolio.

**Principal Investment Strategies:** The adviser seeks to achieve the Fund’s investment objective by investing in U.S. Treasuries or U.S. Treasury Inflation-Protected Securities (“TIPS”), exchange traded funds that primarily invest in U.S. Treasuries, TIPS and investment grade bonds, and swaptions and interest rate options.

The Fund invests in Treasuries or TIPS directly or through other exchange-traded funds (“ETFs”). TIPS are U.S. government bonds (specifically, Treasury securities) whose principal amount increases with inflation, as measured by the Consumer Price Index and are designed to protect investors from inflation risk. The Fund may purchase Treasuries or TIPS of any maturity. The Fund’s strategy may be appropriate for investors who are looking to have investment exposure to a portfolio that seeks to provide a hedge against interest rates.

**Principal Investment Risks:** *As with all funds, there is the risk that you could lose money through your investment in the Fund. Many factors affect the Fund’s net asset value and price of shares and performance.*

The following describes the risks the Fund bears with respect to its investments. As with any fund, there is no guarantee that the Fund will achieve its goal.

***Swaptions Risk.*** A swaption is a contract that gives a counterparty the right (but not the obligation) to enter into a new swap agreement or to shorten, extend, cancel or otherwise modify an existing swap agreement, at some designated future time on specified terms. The Fund may write (sell) and purchase put and call swaptions. Depending on the terms of the particular option agreement, the Fund will generally incur a greater degree of risk when it writes a swaption than it will incur when it purchases a swaption. When the Fund purchases a swaption, it risks losing only the amount of the premium it has paid should it decide to let the option expire unexercised. However, when the Fund writes a swaption, it becomes obligated (if the option is exercised) according to the terms of the underlying agreement.

***TIPS Risk.*** TIPS are debt instruments issued by the by the United States Department of the Treasury. The principal of TIPS increases with inflation and decreases with deflation, as measured by the Consumer Price Index. When TIPS mature, investors are paid the adjusted principal or original principal, whichever is greater. Interest payments on TIPS are unpredictable and will fluctuate as the principal and corresponding interest payments are adjusted for inflation. Inflation-indexed bonds generally pay a lower nominal interest rate than a comparable non-inflation-indexed bond. There can be no assurance that the CPI will accurately measure the real rate of inflation in the prices of goods and services. Any increases in the principal amount of TIPS will be considered taxable ordinary income, even though the Fund or applicable underlying ETF will not receive the principal until maturity. As a result, the Fund may make income distributions to shareholders that exceed the cash it receives. In addition, TIPS are subject to credit risk, interest rate risk, and maturity risk.

***Active Management Risk.*** The Fund is subject to the risk that the investment management strategy may not produce the intended results and may negatively impact Fund performance.

***Counterparty Risk.*** Counterparty risk is the risk that a counterparty to a financial instrument held by the Fund or by a special purpose or structured vehicle invested in by the Fund may become insolvent or otherwise fail to perform its obligations, and the Fund may obtain no or limited recovery of its investment, and any recovery may be significantly delayed.

***Derivatives Risk.*** Options are a derivative investment. The use of derivative instruments involves risks different from, or possibly greater than, the risks associated with investing directly in securities and other traditional investments. These risks include (i) the risk that the counterparty to a derivative transaction may not fulfill its contractual obligations; (ii) risk of mispricing or improper valuation; and (iii) the risk that changes in the value of the derivative may not correlate perfectly with the underlying asset, rate or index. Derivative prices are highly volatile and may fluctuate substantially during a short period of time. Such prices are influenced by numerous factors that affect the markets, including, but not limited to: changing supply and demand relationships; government programs and policies; national and international political and economic events, changes in interest rates, inflation and deflation and changes in supply and demand relationships. Trading derivative instruments involves risks different from, or possibly greater than, the risks associated with investing directly in securities.

***Early Close/Trading Halt Risk.*** An exchange or market may close or issue trading halts on specific securities, or the ability to buy or sell certain securities or financial instruments may be restricted, which may prevent the Fund from buying or selling certain securities or financial instruments. In these circumstances, the Fund may be unable to rebalance its portfolio, may be unable to accurately price its investments and may incur substantial trading losses.

***ETF Structure Risks.*** The Fund is structured as an ETF and will invest in underlying ETFs. As a result, the Fund is subject to special risks, including:

- ***Not Individually Redeemable.*** The Fund's shares ("Shares") are not redeemable by retail investors and may be redeemed only by authorized participants ("Authorized Participant") at net asset value ("NAV") and only in Creation Units. A retail investor generally incurs brokerage costs when selling shares.
- ***Trading Issues.*** Trading in Shares on the NYSE Arca, Inc. (the "Exchange") may be halted due to market conditions or for reasons that, in the view of the Exchange, make trading in Shares inadvisable, such as extraordinary market volatility. There can be no assurance that Shares will continue to meet the listing requirements of the Exchange which may result in the Shares being delisted. An active trading market for the Shares may not be developed or maintained. If the Shares are traded outside a collateralized settlement system, the number of financial institutions that can act as Authorized Participants that can post collateral on an agency basis is limited, which may limit the market for the Shares.

- *Market Price Variance Risk.* The market prices of Shares will fluctuate in response to changes in NAV and supply and demand for Shares and will include a “bid-ask spread” charged by the exchange specialists, market makers or other participants that trade the Shares. There may be times when the market price and the NAV vary significantly. This means that Shares may trade at a discount to NAV.
  - In times of market stress, market makers may step away from their role market making in the Shares and in executing trades, which can lead to differences between the market value of the Shares and the Fund’s NAV.
  - The market price of the Shares may deviate from the Fund’s NAV, particularly during times of market stress, with the result that investors may pay significantly more or significantly less the Shares than the Fund’s NAV, which is reflected in the bid and ask price for the Shares or in the closing price.
  - In stressed market conditions, the market for the Shares may become less liquid in response to the deteriorating liquidity of the Fund’s portfolio. This adverse effect on the liquidity of the Shares may, in turn, lead to differences between the market value of the Shares and the Fund’s NAV.
- *Authorized Participant Risk.* Only an Authorized Participant may engage in creation or redemption transactions directly with the Fund. The Fund has a limited number of institutions that may act as an Authorized Participant on an agency basis (i.e., on behalf of other market participants). To the extent that Authorized Participants exit the business or are unable to proceed with creation or redemption orders with respect to the Fund and no other Authorized Participant is able to step forward to create or redeem Creation Units, Fund shares may be more likely to trade at a premium or discount to net asset value and possibly face trading halts or delisting. Authorized Participant concentration risk may be heightened for securities or instruments that have lower trading volumes.

*Fixed Income Securities Risk.* When the Fund invests in fixed income securities, the value of your investment in the Fund will fluctuate with changes in interest rates. Typically, a rise in interest rates causes a decline in the value of fixed income securities owned by the Fund. In general, the market price of fixed income securities with longer maturities will increase or decrease more in response to changes in interest rates than shorter-term securities. Other risk factors include credit risk (the debtor may default), extension risk (an issuer may exercise its right to repay principal on a fixed rate obligation held by the Fund later than expected), and prepayment risk (the debtor may pay its obligation early, reducing the amount of interest payments). These risks could affect the value of a particular investment by the Fund, possibly causing the Fund’s share price and total return to be reduced and fluctuate more than other types of investments.

*Leverage Risk.* The use of leverage by the Fund, such as borrowing money to purchase securities or the use of options, will cause the Fund to incur additional expenses and magnify the Fund’s gains or losses.

*Limited History Risk.* The Fund is a new ETF and has a limited history of operations for investors to evaluate.

*Market and Geopolitical Risk.* The increasing interconnectivity between global economies and financial markets increases the likelihood that events or conditions in one region or financial market may adversely impact issuers in a different country, region or financial market. Securities in the Funds’ portfolios may underperform due to inflation (or expectations for inflation), interest rates, global demand for particular products or resources, natural disasters, pandemics, epidemics, terrorism, international conflicts, regulatory events and governmental or quasi-governmental actions. The occurrence of global events similar to those in recent years may result in market volatility and may have long term effects on both the U.S. and global financial markets. The novel coronavirus (COVID-19) global pandemic and the aggressive responses taken by many governments, including closing borders, restricting international and domestic travel, and the imposition of prolonged quarantines or similar restrictions, as well as the forced or voluntary closure of, or operational changes to, many retail and other businesses had negative impacts, and in many cases severe negative impacts, on markets worldwide. It is not known how long such impacts, or any future impacts of other significant events described above, will or would last, but there could be a prolonged period of global economic slowdown, which may impact your Fund investment.

*Non-Diversified Fund Risk.* Because the Fund is non-diversified and may invest a greater portion of its assets in fewer issuers than a diversified fund, changes in the market value of a single portfolio holding could cause greater fluctuations in the Fund's share price than would occur in a diversified fund. This may increase the Fund's volatility and cause the performance of a single portfolio holding or a relatively small number of portfolio holdings to have a greater impact on the Fund's performance.

*Option Risk.* There are risks associated with the sale and purchase of call and put options. As a seller (writer) of a put option, the Fund will tend to lose money if the value of the reference index or security falls below the strike price. As the seller (writer) of a call option, the Fund will tend to lose money if the value of the reference index or security rises above the strike price. As the buyer of a put or call option, the Fund risks losing the entire premium invested in the option if the Fund does not exercise the option.

*Over-the-Counter Market Risk.* Securities and options traded in over-the-counter markets may trade less frequently and in limited volumes and thus exhibit more volatility and liquidity risk, and the prices paid by the Fund in over-the-counter transactions may include an undisclosed dealer markup. The Fund is also exposed to default by the over-the-counter option writer who may be unwilling or unable to perform its contractual obligations to the Fund.

**Performance:** The Fund does not have performance history for a full calendar year. Once the Fund has completed a full calendar year of investment operations, this section will provide some indication of the risks of investing in the Fund by showing how the Fund's average annual returns compare with abroad measure of market performance. Past performance does not necessarily indicate how the Fund will perform in the future. Also, shareholder reports containing financial and performance information are mailed to shareholders semi-annually. Updated performance information is available at no cost by visiting [www.simplify.us/etfs](http://www.simplify.us/etfs) or by calling 1 (855) 772-8488.

**Investment Adviser:** Simplify Asset Management Inc. (the "Adviser")

**Portfolio Managers:** Harley Bassman, Managing Partner & Convexity Maven, Paul Kim, Chief Executive Officer of the adviser, and David Berns, Chief Investment Officer of the adviser have each served the Fund as a portfolio manager since it commenced operations in May 2021. Mr. Bassman, Mr. Kim and Mr. Berns are jointly and primarily responsible for the management of the Fund.

**Purchase and Sale of Fund Shares:** The Fund will issue and redeem Shares at NAV only in large blocks of 25,000 Shares (each block of Shares is called a "Creation Unit"). Creation Units are issued and redeemed primarily in-kind for securities but may include cash. Individual Shares may only be purchased and sold in secondary market transactions through brokers. Except when aggregated in Creation Units in transactions with Authorized Participants, the Shares are not redeemable securities of the Fund.

Shares of the Fund are listed for trading on the Exchange and trade at market prices rather than NAV. Shares of the Fund may trade at a price that is greater than, at, or less than NAV.

**Tax Information:** The Fund's distributions generally will be taxable as ordinary income or long-term capital gains. A sale of Shares may result in capital gain or loss.

**Payments to Broker-Dealers and Other Financial Intermediaries:** If you purchase the Fund through a broker-dealer or other financial intermediary (such as a bank), the Fund and its related companies may pay the intermediary for the sale of Fund shares and related services. These payments may create a conflict of interest by influencing the broker-dealer or other intermediary and your salesperson to recommend the Fund over another investment. Ask your salesperson or visit your financial intermediary's website for more information.

## FUND SUMMARY – SIMPLIFY VOLATILITY PREMIUM ETF

**Investment Objective:** The Simplify Volatility Premium ETF (the “Fund” or “SVOL”) seeks to provide investment results, before fees and expenses, that correspond to approximately one-fifth to three-tenths the inverse (-0.2x to -0.3x) of the performance of a short-term volatility futures index while also seeking to mitigate extreme volatility.

**Fees and Expenses of the Fund:** This table describes the fees and expenses that you may pay if you buy, sell, and hold shares of the Fund. **Investors purchasing or selling shares of the Fund in the secondary market may be subject to costs (including customary brokerage commissions) charged by their broker.** These costs are not included in the expense example below.

<b>Annual Fund Operating Expenses</b> (expenses that you pay each year as a percentage of the value of your investment)	
Management Fees	0.50%
Distribution and Service (12b-1) Fees	0.00%
Other Expenses	0.11%
Acquired Fund Fees and Expenses <sup>(1)</sup>	0.05%
<b>Total Annual Fund Operating Expenses</b>	<b>0.66%</b>

- (1) Acquired Fund Fees and Expenses are the indirect costs of investing in other investment companies. The operating expenses in this fee table will not correlate to the expense ratio in the Fund’s financial highlights because the financial statements include only the direct operating expenses incurred by the Fund.

**Example:** This Example is intended to help you compare the cost of investing in the Fund with the cost of investing in other mutual funds.

The Example assumes that you invest \$10,000 in the Fund for the time periods indicated and then redeem all of your shares at the end of those periods. The Example also assumes that your investment has a 5% return each year and that the Fund’s operating expenses remain the same. Although your actual costs may be higher or lower, based upon these assumptions your costs would be:

<b>1 Year</b>	<b>3 Years</b>	<b>5 Years</b>	<b>10 Years</b>
\$67	\$211	\$368	\$822

**Portfolio Turnover:** The Fund pays transaction costs, such as commissions, when it buys and sells securities (or “turns over” its portfolio). A higher portfolio turnover rate may indicate higher transaction costs and may result in higher taxes when Fund shares are held in a taxable account. These costs, which are not reflected in annual fund operating expenses or in the Example, affect the Fund’s performance. During the period most recent fiscal year, the Fund’s portfolio turnover rate was 207% of the average of its portfolio.

**Principal Investment Strategies:** The Fund is an actively managed exchange-traded fund (“ETF”) that seeks daily investment results, before fees and expenses, that correspond to approximately one-fifth to three-tenths the inverse (-0.2x to -0.3x) of the performance of a short-term volatility futures index (the “Index”) **for a single day, not for any other period.** In pursuing its investment objective, the Fund primarily purchases or sells futures contracts, call options, and put options on VIX futures. The Fund will hold cash, cash-like instruments or high-quality short term fixed income securities (collectively, “Collateral”). The Collateral may consist of (1) U.S. Government securities, such as bills, notes and bonds issued by the U.S. Treasury; (2) money market funds; (3) fixed income ETFs; and/or (4) corporate debt securities, such as commercial paper and other short-term unsecured promissory notes issued by companies that are rated investment grade or of comparable quality. The Fund seeks to engage in reverse repurchase agreements and use the proceeds for investment purposes. Reverse repurchase agreements are contracts in which a seller of securities, for example, U.S. government securities or other money market instruments, agrees to buy the securities back at a specified time and price. Reverse repurchase agreements are primarily used by the Fund as an indirect means of borrowing. The Fund also applies an option overlay strategy in seeking to mitigate against extreme volatility.

### Option Overlay Strategy

Up to twenty percent of the Fund's net assets will be subject to the Fund's option overlay to mitigate against extreme volatility. Volatility is when a security experiences periods of unpredictable, and sometimes sharp, price movements. The option overlay consists of purchasing exchange-traded and over the counter ("OTC") put and call options on the Index or Index-linked exchange traded products. When the Fund purchases a call option, the Fund has the right, but not the obligation, to buy a stock or other asset at a specified price (strike price) within a specific time period. When the Fund purchases a put option, the Fund has the right, but not the obligation, to sell a stock or other asset at a specified price (strike price) within a specific time period.

The option overlay is a strategic, persistent exposure meant to hedge against market moves and to add convexity to the Fund. If the market goes up, the Fund's returns may outperform the market because the adviser will sell or exercise the call options. If the market goes down, the Fund's returns may fall less than the market because the adviser will sell or exercise the put options. The adviser selects options based upon its evaluation of relative value based on cost, strike price (price that the option can be bought or sold by the option holder) and maturity (the last date the option contract is valid) and will exercise or close the options based on maturity or portfolio rebalancing requirements. The Fund anticipates purchasing and selling options on a monthly, quarterly, and annual basis, depending upon the Fund's rebalancing requirements and the individual option expiration dates. However, the Fund may rebalance its option portfolio on a more frequent basis for a number of reasons such as if market volatility renders the protection provided by the option strategy ineffective or an option position has appreciated to the point that it is prudent to decrease the Fund's exposure and realize gains for the Fund's shareholders. While the option overlay is intended to improve the Fund's performance, there is no guarantee that it will do so.

The Fund's returns are intended to possess convexity because the relationship between the Fund's returns and market returns is not designed to be linear. That is, if market returns go up and down in a linear fashion, the Fund's returns are expected to rise faster than the market in positive markets; while declining less than the market in negative markets. The value of the Fund's call options is expected to rise in proportion to the rise in value of the underlying assets, but the amount by which the Fund's options increase or decrease in value depends on how far the market has moved from the time the options position was initiated. The value of the Fund's call options is expected to rise faster than the market if the adviser successfully selects options that appreciate in value. The value of the Fund's put options are expected to decrease in proportion to the decrease in the value of the underlying assets, but the amount by which the Fund's put options decrease in value depends on how far the market has moved since from the time the position was initiated.

The return of the Fund for a period longer than a single day is the result of its return for each day compounded over the period and usually will differ in amount and possibly even direction from the Fund's stated multiple times the return of the Index for the same period. These differences can be significant. Daily compounding of the investment return of the Fund can dramatically and adversely affect its longer-term performance, especially during periods of high volatility. Volatility has a negative impact on the Fund's performance and the volatility of the Index may be at least as important to the returns of the Fund as the return of the Index. A "single day" is measured from the time the Fund calculates its net asset value ("NAV") to the time of the Fund's next NAV calculation. The NAV calculation time for the Fund typically is 4:00 p.m. (Eastern Time).

The Index is a non-investable index that measures the implied volatility of the S&P 500. For these purposes, "implied volatility" is a measure of the expected volatility (i.e., the rate and magnitude of variations in performance) of the S&P 500 over the next 30 days. The Index does not represent the actual volatility of the S&P 500. The Index is calculated based on the prices of a constantly changing portfolio of S&P 500 put and call options.

The Fund may engage in daily rebalancing to position its portfolio so that its exposure to the Index is consistent with its daily investment objective (-0.2x to -0.3x). The impact of changes to the value of the Index each day will affect whether the Fund's portfolio needs to be rebalanced. For example, if the level of the Index has risen on a given day, net assets of the Fund should fall (assuming there were no Creation Units issued). As a result, inverse exposure may need to be decreased. Conversely, if the level of the Index has fallen on a given day, net assets of the Fund should rise (assuming there were no Creation Unit redemptions). As a result, inverse exposure may need to be increased. The time and manner in which the Fund rebalances its portfolio may vary from day to day depending upon market conditions and other circumstances at the discretion of the adviser.

The Fund expects to gain exposure to certain futures markets (such as VIX futures) indirectly by investing up to 25% of its total assets (measured at the time of investment) in a wholly-owned and controlled subsidiary, which is designed to enhance the ability of the Fund to obtain exposure to the certain futures market consistent with the limits of the U.S. federal tax law requirements applicable to registered investment companies. Unlike the Fund, the Subsidiary may invest without limitation indirectly in certain futures-linked derivatives investments, however, the Subsidiary will comply with the same Investment Company Act of 1940 asset coverage requirements, when viewed on a consolidated basis with the Fund, with respect to its investments in derivatives.



**Principal Investment Risks:** *As with all funds, there is the risk that you could lose money through your investment in the Fund. Many factors affect the Fund's NAV and price of shares and performance.*

The following describes the risks the Fund bears with respect to its investments. As with any fund, there is no guarantee that the Fund will achieve its goal.

*VIX Futures Risk.* VIX futures contracts can be highly volatile and the Fund may experience sudden and large losses when buying, selling or holding such instruments; you can lose all or a portion of your investment within a single day. Investments linked to equity market volatility, including VIX futures contracts, can be highly volatile and may experience sudden, large and unexpected losses. VIX futures contracts are unlike traditional futures contracts and are not based on a tradable reference asset. The Index is not directly investable, and the settlement price of a VIX futures contract is based on the calculation that determines the level of the VIX. As a result, the behaviour of a VIX futures contract may be different from a traditional futures contract whose settlement price is based on a specific tradable asset and may differ from an investor's expectations. The market for VIX futures contracts may fluctuate widely based on a variety of factors including changes in overall market movements, political and economic events and policies, wars, acts of terrorism, natural disasters (including disease, epidemics and pandemics), changes in interest rates or inflation rates. High volatility may have an adverse impact on the performance of the Fund. An investor in any of the Fund could potentially lose the full principal of his or her investment within a single day.

*Daily Rebalancing Risk.* The daily rebalancing of the futures contracts underlying the Index may impact trading in such futures contracts. For example, such trading may cause futures commission merchants to adjust their hedges. The trading activity associated with such transactions will contribute to the existing trading volume of the underlying futures contracts and may adversely affect the market price of such underlying futures contracts and in turn the level of the Index.

*Short-term investment Risk.* Investors holding shares of the Fund over longer-term periods may be subject to increased risk of loss. The Fund is intended to be used only for short-term investment horizons. An investor in the Fund can lose all or a substantial portion of his or her investment within a single day. The longer an investor's holding period in the Fund, the greater the potential for loss.

*Active Management Risk.* The Fund is subject to the risk that the investment management strategy may not produce the intended results and may negatively impact Fund performance. The adviser's overlay strategy will not fully protect the Fund from declines in the market.

*Borrowing Risk.* The Fund may borrow for investment purposes indirectly using reverse repurchase agreements. The cost of borrowing may reduce the Fund's return. Borrowing may cause the Fund to liquidate positions under adverse market conditions to satisfy its repayment obligations. Borrowing increases the risk of loss and may increase the volatility of the Fund.

*Cash or Cash Equivalents Risk.* At any time, the Fund may have significant investments in cash or cash equivalents. When a substantial portion of a portfolio is held in cash or cash equivalents, there is the risk that the value of the cash account, including interest, will not keep pace with inflation, thus reducing purchasing power over time. Additionally, in rising markets, holding cash or cash equivalents may adversely affect the Fund's performance and the Fund may not achieve its investment objective.

*Compounding Risk.* The return of the Fund for a period longer than a single day is the result of its return for each day compounded over the period and usually will differ in amount and possibly even direction from the Fund's stated multiple times the return of the Index for the same period.

*Counterparty Risk.* Reverse repurchase agreements involve entering into contracts with third parties (i.e., counterparties). The use of reverse repurchase agreements involves risks that are different from those associated with ordinary portfolio securities transactions. The Fund will be subject to credit risk (i.e., the risk that a counterparty is or is perceived to be unwilling or unable to meet its contractual obligations) with respect to the security it expects to receive back from a counterparty. If a counterparty becomes bankrupt or fails to perform its obligations, or if any collateral posted by the counterparty for the benefit of the Fund is insufficient or there are delays in the Fund's ability to access such collateral, the value of an investment in the Fund may decline.



*Derivatives Risk.* Options are a derivative investment. The use of derivative instruments involves risks different from, or possibly greater than, the risks associated with investing directly in securities and other traditional investments. These risks include (i) the risk that the counterparty to a derivative transaction may not fulfil its contractual obligations; (ii) risk of mispricing or improper valuation; and (iii) the risk that changes in the value of the derivative may not correlate perfectly with the underlying asset, rate or index. Derivative prices are highly volatile and may fluctuate substantially during a short period of time. Such prices are influenced by numerous factors that affect the markets, including, but not limited to: changing supply and demand relationships; government programs and policies; national and international political and economic events, changes in interest rates, inflation and deflation and changes in supply and demand relationships. Trading derivative instruments involves risks different from, or possibly greater than, the risks associated with investing directly in securities.

*Early Close/Trading Halt Risk.* An exchange or market may close or issue trading halts on specific securities, or the ability to buy or sell certain securities or financial instruments may be restricted, which may prevent the Fund from buying or selling certain securities or financial instruments. In these circumstances, the Fund may be unable to rebalance its portfolio, may be unable to accurately price its investments and may incur substantial trading losses.

*ETF Structure Risks:* The Fund is structured as an ETF and will invest in underlying ETFs. As a result, the Fund is subject to special risks, including:

- *Not Individually Redeemable.* The Fund's shares ("Shares") are not redeemable by retail investors and may be redeemed only by authorized participants ("Authorized Participants") at net asset value ("NAV") and only in Creation Units. A retail investor generally incurs brokerage costs when selling shares.
- *Trading Issues.* Trading in Shares on the NYSE Arca, Inc. (the "Exchange") may be halted due to market conditions or for reasons that, in the view of the Exchange, make trading in Shares inadvisable, such as extraordinary market volatility. There can be no assurance that Shares will continue to meet the listing requirements of the Exchange which may result in the Shares being delisted. An active trading market for the Shares may not be developed or maintained. If the Shares are traded outside a collateralized settlement system, the number of financial institutions that can act as Authorized Participants that can post collateral on an agency basis is limited, which may limit the market for the Shares.
- *Market Price Variance Risk.* The market prices of Shares will fluctuate in response to changes in NAV and supply and demand for Shares and will include a "bid-ask spread" charged by the exchange specialists, market makers or other participants that trade the Shares. There may be times when the market price and the NAV vary significantly. This means that Shares may trade at a discount to NAV.
  - In times of market stress, market makers may step away from their role market making in the Shares and in executing trades, which can lead to differences between the market value of the Shares and the Fund's NAV.
  - The market price of the Shares may deviate from the Fund's NAV, particularly during times of market stress, with the result that investors may pay significantly more or significantly less for the Shares than the Fund's NAV, which is reflected in the bid and ask price for the Shares or in the closing price.
  - In stressed market conditions, the market for the Shares may become less liquid in response to the deteriorating liquidity of the Fund's portfolio. This adverse effect on the liquidity of the Shares may, in turn, lead to differences between the market value of the shares and the Fund's NAV.
- *Authorized Participant Risk.* Only an Authorized Participant may engage in creation or redemption transactions directly with the Fund. The Fund has a limited number of institutions that may act as an Authorized Participant on an agency basis (i.e., on behalf of other market participants). To the extent that Authorized Participants exit the business or are unable to proceed with creation or redemption orders with respect to the Fund and no other Authorized Participant is able to step forward to create or redeem Creation Units, Fund shares may be more likely to trade at a premium or discount to net asset value and possibly face trading halts or delisting. Authorized Participant concentration risk may be heightened for securities or instruments that have lower trading volumes.

***Fixed Income Securities Risk.*** When the Fund invests in fixed income securities, the value of your investment in the Fund will fluctuate with changes in interest rates. Typically, a rise in interest rates causes a decline in the value of fixed income securities owned by the Fund. In general, the market price of fixed income securities with longer maturities will increase or decrease more in response to changes in interest rates than shorter-term securities. Other risk factors include credit risk (the debtor may default), extension risk (an issuer may exercise its right to repay principal on a fixed rate obligation held by the Fund later than expected), and prepayment risk (the debtor may pay its obligation early, reducing the amount of interest payments). These risks could affect the value of a particular investment by the Fund, possibly causing the Fund's share price and total return to be reduced and fluctuate more than other types of investments.

***Inverse Correlation Risk.*** Investors will lose money when the Index rises a result that is the opposite from traditional funds.

***Leverage Risk.*** The use of leverage by the Fund, such as borrowing money to purchase securities or the use of options, will cause the Fund to incur additional expenses and magnify the Fund's gains or losses.

***Limited History Risk.*** The Fund is a new ETF and has a limited history of operations for investors to evaluate.

***Market and Geopolitical Risk.*** The increasing interconnectivity between global economies and financial markets increases the likelihood that events or conditions in one region or financial market may adversely impact issuers in a different country, region or financial market. Securities in the Fund's portfolio may underperform due to inflation (or expectations for inflation), interest rates, global demand for particular products or resources, natural disasters, pandemics, epidemics, terrorism, international conflicts, regulatory events and governmental or quasi-governmental actions. The occurrence of global events similar to those in recent years may result in market volatility and may have long term effects on both the U.S. and global financial markets. The novel coronavirus (COVID-19) global pandemic and the aggressive responses taken by many governments, including closing borders, restricting international and domestic travel, and the imposition of prolonged quarantines or similar restrictions, as well as the forced or voluntary closure of, or operational changes to, many retail and other businesses, had negative impacts, and in many cases severe negative impacts, on markets worldwide. It is not known how long such impacts, or any future impacts of other significant events described above, will or would last, but there could be a prolonged period of global economic slowdown, which may impact your Fund investment.

***Option Risk.*** As the buyer of a put or call option, the Fund risks losing the entire premium invested in the option if the Fund does not exercise the option.

***Over-the-Counter Market Risk.*** Securities and options traded in over-the-counter markets may trade less frequently and in limited volumes and thus exhibit more volatility and liquidity risk, and the prices paid by the Fund in over-the-counter transactions may include an undisclosed dealer markup. The Fund is also exposed to default by the over-the-counter option writer who may be unwilling or unable to perform its contractual obligations to the Fund.

***Reverse Repurchase Agreement Risk.*** Reverse repurchase agreements involve the sale of securities held by the Fund with an agreement to repurchase the securities at an agreed-upon price, date and interest payment, and involve the risk that the other party may fail to return the securities in a timely manner, or at all, resulting in losses to the Fund.

***Turnover Rate Risk.*** The Fund may have portfolio turnover rates significantly in excess of 100%. Increased portfolio turnover causes the Fund to incur higher brokerage costs, which may adversely affect the Fund's performance and may produce increased taxable distributions.

***Volatility Risk.*** Significant short-term price movements could adversely impact the performance of the Fund. Market conditions in which significant price movements develop, but then repeatedly reverse, could cause substantial losses due to prices moving against the Fund's long or short positions (which are based on prior trends). The performance of the Fund is based in part on the prices of one or more of the VIX Futures in which the Fund invests. Each of the equity securities held by the Fund and the VIX Futures are affected by a variety of factors and may change unpredictably, affecting the value of such equity securities and VIX Futures and, consequently, the value and the market price of the Fund's Shares.

***Wholly-Owned Subsidiary Risk.*** Changes in the laws of the United States and/or the Cayman Islands, under which the Fund and the Subsidiary, respectively, are organized, could result in the inability of the Fund and/or Subsidiary to operate as described in this Prospectus and could negatively affect the Fund and its shareholders. Your cost of investing in the Fund will be higher because you indirectly bear the expenses of the Subsidiary.

**Performance:** The Fund does not have performance history for a full calendar year. Once the Fund has completed a full calendar year of investment operations, this section will provide some indication of the risks of investing in the Fund by showing how the

Fund's average annual returns compare with a broad measure of market performance. Past performance does not necessarily indicate how the Fund will perform in the future. Also, shareholder reports containing financial and performance information are mailed to shareholders semi-annually. Updated performance information is available at no cost by visiting [www.simplify.us/etfs](http://www.simplify.us/etfs) or by calling 1 (855) 772-8488.

**Investment Adviser:** Simplify Asset Management Inc. (the “Adviser”)

**Portfolio Managers:** Paul Kim, Chief Executive Officer of the adviser, and David Berns, Chief Investment Officer of the adviser, Shailesh Gupta, Managing Director of the adviser, and Michael Green, Managing Director and Chief Strategist of the adviser, have each served the Fund as a portfolio manager since it commenced operations in May 2021. Mr. Kim, Dr. Berns, Mr. Green and Mr. Gupta are jointly and primarily responsible for the management of the Fund.

**Purchase and Sale of Fund Shares:** The Fund will issue and redeem Shares at NAV only in large blocks of NYSE Arca, Inc. Shares (each block of Shares is called a “Creation Unit”). Creation Units are issued and redeemed primarily in-kind for securities but may include cash. Individual Shares may only be purchased and sold in secondary market transactions through brokers. Except when aggregated in Creation Units in transactions with Authorized Participants, the Shares are not redeemable securities of the Fund.

Shares of the Fund are listed for trading on the Exchange and trade at market prices rather than NAV. Shares of the Fund may trade at a price that is greater than, at, or less than NAV.

**Tax Information:** The Fund’s distributions generally will be taxable as ordinary income or long-term capital gains. A sale of Shares may result in capital gain or loss.

**Payments to Broker-Dealers and Other Financial Intermediaries:** If you purchase the Fund through a broker-dealer or other financial intermediary (such as a bank), the Fund and its related companies may pay the intermediary for the sale of Fund shares and related services. These payments may create a conflict of interest by influencing the broker-dealer or other intermediary and your salesperson to recommend the Fund over another investment. Ask your salesperson or visit your financial intermediary’s website for more information.

## FUND SUMMARY - SIMPLIFY U.S. EQUITY PLUS GBTC ETF

**Investment Objective:** The Simplify U.S. Equity PLUS GBTC ETF (the “Fund” or “SPBC”) seeks long-term capital appreciation.

**Fees and Expenses of the Fund:** This table describes the fees and expenses that you may pay if you buy, sell, and hold shares of the Fund. Investors purchasing or selling shares of the Fund in the secondary market may be subject to costs (including customary brokerage commissions) charged by their broker. These costs are not included in the expense example below.

<b>Annual Fund Operating Expenses</b> (expenses that you pay each year as a percentage of the value of your investment)	
Management Fees	0.50%
Distribution and Service (12b-1) Fees	0.00%
Other Expenses	0.01%
Acquired Fund Fees and Expenses <sup>(1)</sup>	0.22%
<b>Total Annual Fund Operating Expenses</b>	<b>0.73%</b>

- (1) Acquired Fund Fees and Expenses are the indirect costs of investing in other investment companies. The operating expenses in this fee table will not correlate to the expense ratio in the Fund’s financial highlights because the financial statements include only the direct operating expenses incurred by the Fund.

**Example:** This Example is intended to help you compare the cost of investing in the Fund with the cost of investing in other mutual funds.

The Example assumes that you invest \$10,000 in the Fund for the time periods indicated and then redeem all of your shares at the end of those periods. The Example also assumes that your investment has a 5% return each year and that the Fund’s operating expenses remain the same. Although your actual costs may be higher or lower, based upon these assumptions your costs would be:

<b>1 Year</b>	<b>3 Years</b>	<b>5 Years</b>	<b>10 Years</b>
\$75	\$233	\$406	\$906

**Portfolio Turnover:** The Fund pays transaction costs, such as commissions, when it buys and sells securities (or “turns over” its portfolio). A higher portfolio turnover rate may indicate higher transaction costs and may result in higher taxes when Fund shares are held in a taxable account. These costs, which are not reflected in annual fund operating expenses or in the Example, affect the Fund’s performance. During the most recent fiscal year, the Fund’s portfolio turnover rate was 6% of the average value of its portfolio.

**Principal Investment Strategies:** Under normal circumstances, the Fund will invest at least 80% of its net assets (plus any borrowings for investment purposes) in equity securities of U.S. companies and the Grayscale Bitcoin Trust.

The Fund invests in equity securities of U.S. companies through (i) exchange-traded futures contracts, (ii) equity securities of U.S. companies, and (iii) ETFs that primarily invest in the equity securities of U.S. companies. The Fund defines equity securities as common stock, preferred stock, or futures on common or preferred stock. The Fund defines U.S. companies as those organized in the U.S.; having a class of securities whose principal securities market is in the U.S.; or derives 50% or more of its total revenues or earnings from goods produced, sales made, or services provided in the U.S., or maintains 50% or more of its employees, assets, investments, operations, or other business activity in the U.S. The Fund invests in companies without restriction as to capitalization.

### GBTC Strategy

The Fund invests up to 15% of its total assets in the Grayscale Bitcoin Trust. The Grayscale Bitcoin Trust is a private fund that is not registered as an investment company under the Investment Company Act of 1940, as amended (the “1940 Act”). The Grayscale Bitcoin Trust seeks for its shares to track the price of Bitcoin. The Fund expects to gain exposure to cryptocurrencies indirectly by investing up to 15% of its total assets (measured at the time of investment) in a wholly-owned and controlled subsidiary, which is designed to enhance the ability of the Fund to obtain exposure to cryptocurrencies consistent with the limits of the U.S. federal tax law requirements applicable to regulated investment companies.

**The Fund will not invest directly in bitcoin, bitcoin futures, or other cryptocurrencies. The Fund is not expected to track the price movements of cryptocurrencies.**

**Principal Investment Risks:** *As with all funds, there is the risk that you could lose money through your investment in the Fund. Many factors affect the Fund’s NAV and price of shares and performance.*

The following describes the risks the Fund bears with respect to its investments. As with any fund, there is no guarantee that the Fund will achieve its goal.

*Valuation Risk.* The sales price the Fund could receive for any particular portfolio investment may differ from the Fund’s valuation of the investment, particularly for securities or other investments, such as Bitcoin, that trade in thin or volatile markets or that are valued using a fair value methodology. Valuation may be more difficult in times of market turmoil since many investors and market makers may be reluctant to purchase complex instruments or quote prices for them. The Fund’s ability to value its investments may be impacted by technological issues and/or errors by pricing services or other third party service providers. Shares of Grayscale Bitcoin Trust are intended to reflect the price of bitcoin assets, less fees and expenses, and the shares currently trade at a substantial premium to the net asset value of such assets. As such, the price of Grayscale Bitcoin Trust may go down even if the price of the underlying asset, bitcoin, remains unchanged. Additionally, shares that trade at a premium mean that an investor who purchases \$1 of a portfolio will actually own less than \$1 in assets.

*Bitcoin Risk.* The value of the Fund’s investment in the Grayscale Bitcoin Trust is subject to fluctuations in the value of bitcoins. The value of bitcoins is determined by the supply of and demand for bitcoins in the global market for the trading of bitcoins, which consists of transactions on electronic bitcoin exchanges (“Bitcoin Exchanges”). Pricing on Bitcoin Exchanges and other venues can be volatile and can adversely affect the value of the Grayscale Bitcoin Trust. Currently, there is relatively small use of bitcoins in the retail and commercial marketplace in comparison to the relatively large use of bitcoins by speculators, thus contributing to price volatility that could adversely affect the Fund’s investment in the Grayscale Bitcoin Trust. Bitcoin transactions are irrevocable and stolen or incorrectly transferred bitcoins may be irretrievable. As a result, any incorrectly executed bitcoin transactions could adversely affect the value of the Fund’s investment in the Grayscale Bitcoin Trust. Shares of the Grayscale Bitcoin Trust may trade at a premium or discount to the net asset value of the Grayscale Bitcoin Trust.

*Cryptocurrency Risk.* Cryptocurrency (notably, Bitcoin), often referred to as “virtual currency” or “digital currency,” operates as a decentralized, peer-to-peer financial exchange and value storage that is used like money. The Fund will have exposure to Bitcoin, a cryptocurrency, indirectly through investment in the Grayscale Bitcoin Trust. Cryptocurrencies operate without central authority or banks and are not backed by any government. Cryptocurrencies may experience very high volatility, and related investment vehicles that invest in cryptocurrencies may be affected by such volatility. Cryptocurrency is not legal tender. Federal, state or foreign governments may restrict the use and exchange of cryptocurrency, and regulation in the U.S. is still developing. Cryptocurrency exchanges have stopped operating and have permanently shut down due to fraud, technical glitches, hackers or malware. Cryptocurrencies exchanges are new, largely unregulated, and may be more exposed to fraud.

***Cryptocurrency Tax Risk.*** By investing in cryptocurrency products indirectly through the Subsidiary, the Fund will obtain exposure to cryptocurrency within the federal tax requirements that apply to the Fund. However, because the Subsidiary is a controlled foreign corporation, any income received by the Fund from its investments in the Subsidiary will be passed through to the Fund as ordinary income, which may be taxed at less favourable rates than capital gains. The Fund's investment in Grayscale Bitcoin Trust or similar investment vehicle is a grantor trust for U.S. federal income tax purposes, and therefore an investment by the Fund in such an investment will generally be treated as a direct investment in a cryptocurrency for such purposes.

***Active Management Risk.*** The Fund is subject to the risk that the investment management strategy may not produce the intended results and may negatively impact Fund performance.

***Early Close/Trading Halt Risk.*** An exchange or market may close or issue trading halts on specific securities, or the ability to buy or sell certain securities or financial instruments may be restricted, which may prevent the Fund from buying or selling certain securities or financial instruments. In these circumstances, the Fund may be unable to rebalance its portfolio, may be unable to accurately price its investments and may incur substantial trading losses.

***Equity Risk.*** The net asset value of the Fund will fluctuate based on changes in the value of the U.S. equity securities held by the Fund. Equity prices can fall rapidly in response to developments affecting a specific company or industry, or to changing economic, political or market conditions.

***ETF Structure Risks.*** The Fund is structured as an ETF and will invest in underlying ETFs. As a result, the Fund is subject to special risks, including:

- ***Not Individually Redeemable.*** The Fund's shares ("Shares") are not redeemable by retail investors and may be redeemed only by authorized participant ("Authorized Participant") at net asset value ("NAV") and only in Creation Units. A retail investor generally incurs brokerage costs when selling shares.
- ***Trading Issues.*** Trading in Shares on the Nasdaq Stock Market LLC (the "Exchange") may be halted due to market conditions or for reasons that, in the view of the Exchange, make trading in Shares inadvisable, such as extraordinary market volatility. There can be no assurance that Shares will continue to meet the listing requirements of the Exchange which may result in the Shares being delisted. An active trading market for the Shares may not be developed or maintained. If the Shares are traded outside a collateralized settlement system, the number of financial institutions that can act as Authorized Participants that can post collateral on an agency basis is limited, which may limit the market for the Shares.
- ***Market Price Variance Risk.*** The market prices of Shares will fluctuate in response to changes in NAV and supply and demand for Shares and will include a "bid-ask spread" charged by the exchange specialists, market makers or other participants that trade the Shares. There may be times when the market price and the NAV vary significantly. This means that Shares may trade at a discount to NAV.
  - In times of market stress, market makers may step away from their role market making in the Shares and in executing trades, which can lead to differences between the market value of the Shares and the Fund's NAV.
  - The market price of the Shares may deviate from the Fund's NAV, particularly during times of market stress, with the result that investors may pay significantly more or significantly less the Shares than the Fund's NAV, which is reflected in the bid and ask price for the Shares or in the closing price.
  - In stressed market conditions, the market for the Shares may become less liquid in response to the deteriorating liquidity of the Fund's portfolio. This adverse effect on the liquidity of the Shares may, in turn, lead to differences between the market value of the hares and the Fund's NAV.
- ***Authorized Participant Risk.*** Only an Authorized Participant may engage in creation or redemption transactions directly with the Fund. The Fund has a limited number of institutions that may act as an Authorized Participant on an agency basis (i.e., on behalf of other market participants). To the extent that Authorized Participants exit the business or are unable to proceed with creation or redemption orders with respect to the Fund and no other Authorized Participant is able to step forward to create or redeem Creation Units, Fund shares may be more likely to trade at a premium or discount to net asset value and possibly face trading halts or delisting. Authorized Participant concentration risk may be heightened for securities or instruments that have lower trading volumes.





***Futures Contract Risk.*** The successful use of futures contracts draws upon the adviser's skill and experience with respect to such instruments and are subject to special risk considerations. The primary risks associated with the use of futures contracts are (a) the imperfect correlation between the change in market value of the instruments held by the Fund and the price of the forward or futures contract; (b) possible lack of a liquid secondary market for a forward or futures contract and the resulting inability to close a forward or futures contract when desired; (c) investments in futures contracts involves leverage, which means a small percentage of assets in futures can have a disproportionately large impact on the Fund and the Fund can lose more than the principal amount invested; (d) losses caused by unanticipated market movements, which are potentially unlimited; (e) the adviser's inability to predict correctly the direction of securities prices, interest rates, currency exchange rates and other economic factors; (f) the possibility that the counterparty will default in the performance of its obligations; and (g) if the Fund has insufficient cash, it may have to sell securities from its portfolio to meet daily variation margin requirements, and the Fund may have to sell securities at a time when it may be disadvantageous to do so.

***Grayscale Bitcoin Trust Risk.*** The Fund will invest indirectly in bitcoin through the Grayscale Bitcoin Trust. The Grayscale Bitcoin Trust is a private investment fund that is not regulated under the 1940 Act. The shares of the Grayscale Bitcoin Trust may trade at a premium or discount, may not directly correspond to the price of Bitcoin, and are highly volatile.

***Large Capitalization Risk.*** Large-capitalization companies may be less able than smaller capitalization companies to adapt to changing market conditions. Large-capitalization companies may be more mature and subject to more limited growth potential compared with smaller capitalization companies. During different market cycles, the performance of large capitalization companies has trailed the overall performance of the broader securities markets.

***Limited History Risk.*** The Fund is a new ETF and has a limited history of operations for investors to evaluate.

***Market and Geopolitical Risk.*** The increasing interconnectivity between global economies and financial markets increases the likelihood that events or conditions in one region or financial market may adversely impact issuers in a different country, region or financial market. Securities in the Fund's portfolios may underperform due to inflation (or expectations for inflation), interest rates, global demand for particular products or resources, natural disasters, pandemics, epidemics, terrorism, international conflicts, regulatory events and governmental or quasi-governmental actions. The occurrence of global events similar to those in recent years may result in market volatility and may have long term effects on both the U.S. and global financial markets. The novel coronavirus (COVID-19) global pandemic and the aggressive responses taken by many governments, including closing borders, restricting international and domestic travel, and the imposition of prolonged quarantines or similar restrictions, as well as the forced or voluntary closure of, or operational changes to, many retail and other businesses had negative impacts, and in many cases severe negative impacts, on markets worldwide. It is not known how long such impacts, or any future impacts of other significant events described above, will or would last, but there could be a prolonged period of global economic slowdown, which may impact your Fund investment.

***Small and Medium Capitalization Risk.*** The earnings and prospects of small and medium sized companies are more volatile than larger companies and may experience higher failure rates than larger companies. Small and medium sized companies normally have a lower trading volume than larger companies, which may tend to make their market price fall more disproportionately than larger companies in response to selling pressures and may have limited markets, product lines, or financial resources and lack management experience.

***Underlying Fund Risk.*** ETFs in which the Fund invests are subject to investment advisory and other expenses, which will be indirectly paid by the Fund. As a result, the cost of investing in the Fund will be higher than the cost of investing directly in the ETFs and may be higher than other funds that invest directly in stocks and bonds. Each of the ETFs is subject to its own specific risks, but the adviser expects the principal investments risks of such ETFs will be similar to the risks of investing in the Fund.

***Wholly-Owned Subsidiary Risk.*** Changes in the laws of the United States and/or the Cayman Islands, under which the Fund and the Subsidiary, respectively, are organized, could result in the inability of the Fund and/or Subsidiary to operate as described in this Prospectus and could negatively affect the Fund and its shareholders. Your cost of investing in the Fund will be higher because you indirectly bear the expenses of the Subsidiary. The Subsidiary is not registered under the 1940 Act, and, unless otherwise noted in this Prospectus, is not subject to all of the investor protections of the 1940 Act, such as limits on leverage when viewed in isolation from the Fund.

**Performance:** The Fund does not have performance history for a full calendar year. Once the Fund has completed a full calendar year of investment operations, this section will provide some indication of the risks of investing in the Fund by showing how the Fund's average annual returns compare with a broad measure of market performance. Past performance does not necessarily indicate how the Fund will perform in the future. Also, shareholder reports containing financial and performance information are delivered to shareholders semi-annually. Updated performance information is available at no cost by visiting [www.simplify.us/etfs](http://www.simplify.us/etfs) or by calling 1 (855) 772-8488.

**Investment Adviser:** Simplify Asset Management Inc. (the "Adviser").

**Portfolio Managers:** Paul Kim, Chief Executive Officer of the Adviser, and David Berns, Chief Investment Officer of the Adviser, have each served the Fund as a portfolio manager since it commenced operations in September 2020. Michael Green, Managing Director and Chief Strategist of the Adviser, has served as a portfolio manager since April 2021. Mr. Kim, Mr. Berns, and Mr. Green are jointly and primarily responsible for the management of the Fund.

**Purchase and Sale of Fund Shares:** The Fund will issue and redeem Shares at NAV only in large blocks of 25,000 Shares (each block of Shares is called a "Creation Unit"). Creation Units are issued and redeemed primarily in-kind for securities but may include cash. Individual Shares may only be purchased and sold in secondary market transactions through brokers. Except when aggregated in Creation Units in transactions with Authorized Participants, the Shares are not redeemable securities of the Fund.

Shares of the Fund are listed for trading on the Exchange and trade at market prices rather than NAV. Shares of the Fund may trade at a price that is greater than, at, or less than NAV.

**Tax Information:** The Fund's distributions generally will be taxable as ordinary income or long-term capital gains. A sale of Shares may result in capital gain or loss.

**Payments to Broker-Dealers and Other Financial Intermediaries:** If you purchase the Fund through a broker-dealer or other financial intermediary (such as a bank), the Fund and its related companies may pay the intermediary for the sale of Fund shares and related services. These payments may create a conflict of interest by influencing the broker-dealer or other intermediary and your salesperson to recommend the Fund over another investment. Ask your salesperson or visit your financial intermediary's website for more information.

## FUND SUMMARY - SIMPLIFY INTERMEDIATE TERM TREASURY FUTURES STRATEGY ETF (formerly Simplify Risk Parity Treasury ETF)

**Investment Objective:** The Simplify Intermediate Term Treasury Futures Strategy ETF (the “Fund” or “TYA”) seeks to provide total return, before fees and expenses, that matches or outperforms the performance of the ICE US Treasury 20+ Year Index on a calendar quarter basis. The Fund does not seek to achieve its stated investment objective over a period of time different than a full calendar quarter.

**Fees and Expenses of the Fund:** This table describes the fees and expenses that you may pay if you buy, sell, and hold shares of the Fund. Investors purchasing or selling shares of the Fund in the secondary market may be subject to costs (including customary brokerage commissions) charged by their broker. These costs are not included in the expense example below.

<b>Annual Fund Operating Expenses</b> (expenses that you pay each year as a percentage of the value of your investment)	
Management Fees	0.25%
Distribution and Service (12b-1) Fees	0.00%
Other Expenses	0.00%
Total Annual Fund Operating Expenses	0.25%
Fee Waiver and Reimbursement <sup>(1)</sup>	(0.10)%
Total Annual Fund Operating Expenses After Fee Waiver	0.15%

- (1) The Fund’s adviser has contractually agreed, until at least October 31, 2023, to waive its management fees and/or pay or absorb the Fund’s expenses, in order to limit the amount of “Specified Expenses” borne by the Fund to 0.15% of the Fund’s average daily net assets. “Specified Expenses” means all ordinary operating expenses of the Fund, except for interest expenses, taxes, brokerage expenses, Rule 12b-1 fees (if any), acquired fund fees and expenses, and expenses incidental to a meeting of the Fund’s shareholders. The fee waiver is subject to recoupment if such recoupment can be achieved within the lesser of the foregoing expense limits or those in place at the time of recapture. Any waived fees may only be recouped within three years from the date when the amount was waived or reimbursed. This agreement may be terminated only by the Trust’s Board of Trustees on 60 days’ written notice to the Fund’s adviser.

**Example:** This Example is intended to help you compare the cost of investing in the Fund with the cost of investing in other mutual funds.

The Example assumes that you invest \$10,000 in the Fund for the time periods indicated and then redeem all of your shares at the end of those periods. The Example also assumes that your investment has a 5% return each year and that the Fund’s operating expenses remain the same. Although your actual costs may be higher or lower, based upon these assumptions your costs would be:

<b>1 Year</b>	<b>3 Years</b>	<b>5 Years</b>	<b>10 Years</b>
\$15	\$70	\$131	\$308

**Portfolio Turnover:** The Fund pays transaction costs, such as commissions, when it buys and sells securities (or “turns over” its portfolio). A higher portfolio turnover rate may indicate higher transaction costs and may result in higher taxes when Fund shares are held in a taxable account. These costs, which are not reflected in annual fund operating expenses or in the Example, affect the Fund’s performance. During the period September 27, 2021 (commencement of operations) through June 30, 2022, the Fund’s portfolio turnover rate was 153% of the average value of its portfolio.

**Principal Investment Strategies:** The Fund is an actively managed exchange-traded fund (“ETF”) that seeks to provide total return, before fees and expenses, that matches or outperforms the performance of the ICE US Treasury 20+ Year Index (the “Index”) for a calendar quarter, not for any other period. Under normal circumstances, the Fund invests at least 80% of its net assets (plus any borrowings for investment purposes) in futures contracts, call options, and put options on U.S. treasury futures, U.S. Government securities, such as bills, notes and bonds issued by the U.S. Treasury or fixed income ETFs that invest in U.S. Treasuries. The Fund may hold cash and cash-like instruments or high-quality short term fixed income securities (collectively, “Collateral”). The Collateral may consist of (1) U.S. Government securities, such as bills, notes and bonds issued by the U.S. Treasury with a duration of less than two years; (2) money market funds; (3) fixed income ETFs; and/or (4) corporate debt securities, such as commercial paper and other short-term unsecured promissory notes issued by companies that are rated investment grade or of comparable quality.

The Fund may engage in quarterly rebalancing to position its portfolio so that its exposure to the Index is consistent with its quarterly investment objective. The impact of changes to the value of the Index each quarter will affect whether the Fund’s portfolio needs to be rebalanced.

The Index is a non-investable index that is part of a series of indices intended to assess U.S. Treasury issued debt. The Index consists of only U.S. dollar denominated, fixed rate securities with a minimum term to maturity greater than twenty years.

**Principal Investment Risks:** *As with all funds, there is the risk that you could lose money through your investment in the Fund. Many factors affect the Fund’s NAV and price of shares and performance.*

The following describes the risks the Fund bears with respect to its investments. As with any fund, there is no guarantee that the Fund will achieve its goal.

**U.S. Treasuries Risk.** U.S. Treasury obligations are backed by the “full faith and credit” of the U.S. government and generally have negligible credit risk. Securities issued or guaranteed by federal agencies or authorities and U.S. government-sponsored instrumentalities or enterprises may or may not be backed by the full faith and credit of the U.S. government.

**Futures Risk.** The Fund’s use of futures involves risks different from, or possibly greater than, the risks associated with investing directly in securities and other traditional investments. These risks include (i) leverage risk (ii) risk of mispricing or improper valuation; and (iii) the risk that changes in the value of the futures contract may not correlate perfectly with the underlying index. Investments in futures involve leverage, which means a small percentage of assets invested in futures can have a disproportionately large impact on the Fund. This risk could cause the Fund to lose more than the principal amount invested. Futures contracts may become mispriced or improperly valued when compared to the adviser’s expectation and may not produce the desired investment results. Additionally, changes in the value of futures contracts may not track or correlate perfectly with the underlying index because of temporary, or even long-term, supply and demand imbalances and because futures do not pay dividends unlike the stocks upon which they are based.

**Quarterly Rebalancing Risk.** The quarterly rebalancing of the futures contracts underlying the Index may impact trading in such futures contracts. For example, such trading may cause Futures Commission Merchants to adjust their hedges. The trading activity associated with such transactions will contribute to the existing trading volume of the underlying futures contracts and may adversely affect the market price of such underlying futures contracts and in turn the level of the Index.

**Short-Term Investment Risk.** Investors holding shares of the Fund over longer-term periods may be subject to increased risk of loss. The Fund is intended to be used only for short-term investment horizons. An investor in the Fund can lose all or a substantial portion of his or her investment within a single day. The longer an investor’s holding period in the Fund, the greater the potential for loss.

**Active Management Risk.** The Fund is subject to the risk that the investment management strategy may not produce the intended results and may negatively impact Fund performance.

**Cash or Cash Equivalents Risk.** At any time, the Fund may have significant investments in cash or cash equivalents. When a substantial portion of a portfolio is held in cash or cash equivalents, there is the risk that the value of the cash account, including interest, will not keep pace with inflation, thus reducing purchasing power over time. Additionally, in rising markets, holding cash or cash equivalents may adversely affect the Fund’s performance and the Fund may not achieve its investment objective.

*Counterparty Risk.* Counterparty risk is the risk that a counterparty to a financial instrument held by the Fund or by a special purpose or structured vehicle invested in by the Fund may become insolvent or otherwise fail to perform its obligations, and the Fund may obtain no or limited recovery of its investment, and any recovery may be significantly delayed.

*Derivatives Risk.* Options are a derivative investment. The use of derivative instruments involves risks different from, or possibly greater than, the risks associated with investing directly in securities and other traditional investments. These risks include (i) the risk that the counterparty to a derivative transaction may not fulfill its contractual obligations; (ii) risk of mispricing or improper valuation; and (iii) the risk that changes in the value of the derivative may not correlate perfectly with the underlying asset, rate or index. Derivative prices are highly volatile and may fluctuate substantially during a short period of time. Such prices are influenced by numerous factors that affect the markets, including, but not limited to: changing supply and demand relationships; government programs and policies; national and international political and economic events, changes in interest rates, inflation and deflation and changes in supply and demand relationships. Trading derivative instruments involves risks different from, or possibly greater than, the risks associated with investing directly in securities.

*Early Close/Trading Halt Risk.* An exchange or market may close or issue trading halts on specific securities, or the ability to buy or sell certain securities or financial instruments may be restricted, which may prevent the Fund from buying or selling certain securities or financial instruments. In these circumstances, the Fund may be unable to rebalance its portfolio, may be unable to accurately price its investments and may incur substantial trading losses.

*ETF Structure Risks:* The Fund is structured as an ETF and will invest in underlying ETFs. As a result, the Fund is subject to the special risks, including:

- *Not Individually Redeemable.* The Fund's shares ("Shares") are not redeemable by retail investors and may be redeemed only by Authorized Participants at net asset value ("NAV") and only in Creation Units. A retail investor generally incurs brokerage costs when selling shares.
- *Trading Issues.* Trading in Shares on the CBOE BZX Exchange, Inc. (the "Exchange") may be halted due to market conditions or for reasons that, in the view of the Exchange, make trading in Shares inadvisable, such as extraordinary market volatility. There can be no assurance that Shares will continue to meet the listing requirements of the Exchange which may result in the Shares being delisted. An active trading market for the Shares may not be developed or maintained. If the Shares are traded outside a collateralized settlement system, the number of financial institutions that can act as Authorized Participants that can post collateral on an agency basis is limited, which may limit the market for the Shares.
- *Market Price Variance Risk.* The market prices of Shares will fluctuate in response to changes in NAV and supply and demand for Shares and will include a "bid-ask spread" charged by the exchange specialists, market makers or other participants that trade the Shares. There may be times when the market price and the NAV vary significantly. This means that Shares may trade at a discount to NAV.
  - In times of market stress, market makers may step away from their role market making in the Shares and in executing trades, which can lead to differences between the market value of the Shares and the Fund's NAV.
  - The market price of the Shares may deviate from the Fund's NAV, particularly during times of market stress, with the result that investors may pay significantly more or significantly less the Shares than the Fund's NAV, which is reflected in the bid and ask price for the Shares or in the closing price.
  - In stressed market conditions, the market for the Shares may become less liquid in response to the deteriorating liquidity of the Fund's portfolio. This adverse effect on the liquidity of the Shares may, in turn, lead to differences between the market value of the hares and the Fund's NAV.
- *Authorized Participant Risk.* Only an Authorized Participant may engage in creation or redemption transactions directly with the Fund. The Fund has a limited number of institutions that may act as an Authorized Participant on an agency basis (i.e., on behalf of other market participants). To the extent that Authorized Participants exit the business or are unable to proceed with creation or redemption orders with respect to the Fund and no other Authorized Participant is able to step forward to create or redeem Creation Units, Fund shares may be more likely to trade at a premium or discount to net asset value and possibly face trading halts or delisting. Authorized Participant concentration risk may be heightened for securities or instruments that have lower trading volumes.



***Fixed Income Securities Risk.*** When the Fund invests in fixed income securities, the value of your investment in the Fund will fluctuate with changes in interest rates. Typically, a rise in interest rates causes a decline in the value of fixed income securities owned by the Fund. In general, the market price of fixed income securities with longer maturities will increase or decrease more in response to changes in interest rates than shorter-term securities. Other risk factors include credit risk (the debtor may default), extension risk (an issuer may exercise its right to repay principal on a fixed rate obligation held by the Fund later than expected), and prepayment risk (the debtor may pay its obligation early, reducing the amount of interest payments). These risks could affect the value of a particular investment by the Fund, possibly causing the Fund's share price and total return to be reduced and fluctuate more than other types of investments.

***Leverage Risk.*** The use of leverage by the Fund, such as borrowing money to purchase securities or the use of options, will cause the Fund to incur additional expenses and magnify the Fund's gains or losses.

***Limited History Risk.*** The Fund is a new ETF and has a limited history of operations for investors to evaluate.

***Market and Geopolitical Risk.*** The increasing interconnectivity between global economies and financial markets increases the likelihood that events or conditions in one region or financial market may adversely impact issuers in a different country, region or financial market. Securities in the Funds' portfolios may underperform due to inflation (or expectations for inflation), interest rates, global demand for particular products or resources, natural disasters, pandemics, epidemics, terrorism, international conflicts, regulatory events and governmental or quasi-governmental actions. The occurrence of global events similar to those in recent years may result in market volatility and may have long term effects on both the U.S. and global financial markets. The novel coronavirus (COVID-19) global pandemic and the aggressive responses taken by many governments, including closing borders, restricting international and domestic travel, and the imposition of prolonged quarantines or similar restrictions, as well as the forced or voluntary closure of, or operational changes to, many retail and other businesses had negative impacts, and in many cases severe negative impacts, on markets worldwide. It is not known how long such impacts, or any future impacts of other significant events described above, will or would last, but there could be a prolonged period of global economic slowdown, which may impact your Fund investment.

***Option Risk.*** As the buyer of a put or call option, the Fund risks losing the entire premium invested in the option if the Fund does not exercise the option.

***Over-the-Counter Market Risk.*** Securities and options traded in over-the-counter markets may trade less frequently and in limited volumes and thus exhibit more volatility and liquidity risk, and the prices paid by the Fund in over-the-counter transactions may include an undisclosed dealer markup. The Fund is also exposed to default by the over-the-counter option writer who may be unwilling or unable to perform its contractual obligations to the Fund.

***Turnover Rate Risk.*** The Fund may have portfolio turnover rates significantly in excess of 100%. Increased portfolio turnover causes the Fund to incur higher brokerage costs, which may adversely affect the Fund's performance and may produce increased taxable distributions.

**Performance:** Because the Fund has only recently commenced investment operations, no performance information is presented for the Fund at this time. In the future, performance information will be presented in this section of the Prospectus. Also, shareholder reports containing financial and performance information will be mailed to shareholder semi-annually. Updated performance information will be available at no cost by visiting [www.simplify.us](http://www.simplify.us) or by calling 1 (855) 772-8488.

**Investment Adviser:** Simplify Asset Management Inc. (the "Adviser").

**Portfolio Managers:** Paul Kim, Chief Executive Officer of the Adviser, and David Berns, Chief Investment Officer of the Adviser, Shailesh Gupta, Managing Director, have each served the Fund as a portfolio manager since it commenced operations in September 2021. Mr. Kim, Dr. Berns, and Mr. Gupta are jointly and primarily responsible for the management of the Fund.

**Purchase and Sale of Fund Shares:** The Fund will issue and redeem Shares at NAV only in large blocks of 25,000 Shares (each block of Shares is called a "Creation Unit"). Creation Units are issued and redeemed primarily in-kind for securities but may include cash. Individual Shares may only be purchased and sold in secondary market transactions through brokers. Except when aggregated in Creation Units in transactions with Authorized Participants, the Shares are not redeemable securities of the Fund.

Shares of the Fund are listed for trading on the Exchange and trade at market prices rather than NAV. Shares of the Fund may trade at a price that is greater than, at, or less than NAV.

**Tax Information:** The Fund's distributions generally will be taxable as ordinary income or long-term capital gains. A sale of

Shares may result in capital gain or loss.

**Payments to Broker-Dealers and Other Financial Intermediaries:** If you purchase the Fund through a broker-dealer or other financial intermediary (such as a bank), the Fund and its related companies may pay the intermediary for the sale of Fund shares and related services. These payments may create a conflict of interest by influencing the broker-dealer or other intermediary and your salesperson to recommend the Fund over another investment. Ask your salesperson or visit your financial intermediary's website for more information.



## FUND SUMMARY - SIMPLIFY TAIL RISK STRATEGY ETF

**Investment Objective:** The Simplify Tail Risk Strategy ETF (the “Fund” or “CYA”) seeks to provide income and capital appreciation while protecting against significant downside risk.

**Fees and Expenses of the Fund:** This table describes the fees and expenses that you may pay if you buy and hold shares of the Fund. Investors purchasing or selling shares of the Fund in the secondary market may be subject to costs (including customary brokerage commissions) charged by their broker. These costs are not included in the expense example below.

<b>Annual Fund Operating Expenses</b> (expenses that you pay each year as a percentage of the value of your investment)	
Management Fees	0.75%
Distribution and Service (12b-1) Fees	0.00%
Other Expenses	0.01%
Acquired Fund Fees and Expenses <sup>(1)</sup>	0.33%
Total Annual Fund Operating Expense	1.09%
Fee Waiver and Reimbursement <sup>(2)</sup>	(0.25)%
Total Annual Fund Operating Expenses After Fee Waiver	0.84%

- (1) Acquired Fund Fees and Expenses are the indirect costs of investing in other investment companies. The operating expenses in this fee table will not correlate to the expense ratio in the Fund’s financial highlights because the financial statements include only the direct operating expenses incurred by the Fund.
- (2) The Fund’s adviser has contractually agreed, until at least October 31, 2023, to waive its management fees and/or pay or absorb the Fund’s expenses, in order to limit the amount of “Specified Expenses” borne by the Fund to 0.50% of the Fund’s average daily net assets. “Specified Expenses” means all ordinary operating expenses of the Fund, except for interest expenses, taxes, brokerage expenses, Rule 12b-1 fees (if any), acquired fund fees and expenses, and expenses incidental to a meeting of the Fund’s shareholders. The fee waiver is subject to recoupment if such recoupment can be achieved within the lesser of the foregoing expense limits or those in place at the time of recapture. Any waived fees may only be recouped within three years from the date when the amount was waived or reimbursed. This agreement may be terminated only by the Trust’s Board of Trustees on 60 days’ written notice to the Fund’s adviser.

**Example:** This Example is intended to help you compare the cost of investing in the Fund with the cost of investing in other mutual funds.

The Example assumes that you invest \$10,000 in the Fund for the time periods indicated and then redeem all of your shares at the end of those periods. The Example also assumes that your investment has a 5% return each year and that the Fund’s operating expenses remain the same. Although your actual costs may be higher or lower, based upon these assumptions your costs would be:

<b>1 Year</b>	<b>3 Years</b>	<b>5 Years</b>	<b>10 Years</b>
\$52	\$250	\$465	\$1,083

**Portfolio Turnover:** The Fund pays transaction costs, such as commissions, when it buys and sells securities (or “turns over” its portfolio). A higher portfolio turnover rate may indicate higher transaction costs and may result in higher taxes when Fund shares are held in a taxable account. These costs, which are not reflected in annual fund operating expenses or in the Example, affect the Fund’s performance. During the period September 13, 2021 (commencement of operations) through June 30, 2022, the Fund’s portfolio turnover rate was 125% of the average value of its portfolio.

**Principal Investment Strategies:** The Fund is an actively managed, fund of funds exchange-traded fund (“ETF”) that seeks to achieve its investment objective by investing in fixed income and income generating ETFs. The term “fund of funds” is used to describe mutual funds and ETFs that pursue their investment objective by investing in other funds.



### Income Strategy

The Fund invests in fixed income and income generating ETFs. The Fund will invest between 50-90% of the Fund's assets in income generating ETFs including affiliated funds managed by the adviser. The Fund considers an ETF an income generating ETF if the ETF demonstrates an attractive distribution or income yield (i.e., a yield that is greater than 2 year Treasury notes), for example ETFs that invest in REITs or MLPs or ETFs that seek to provide the inverse of the S&P 500 VIX Short-Term Futures Index. A REIT is a company that owns, operates, or finances income-generating real estate. An MLP is a business venture that exists in the form of a publicly traded limited partnership. The Fund defines fixed income ETFs as ETFs that invest in debt securities of any credit quality or maturity. Fixed income ETFs may invest in securities with credit quality below investment grade (commonly referred to as "junk bonds"). The Fund defines junk bonds as those rated below Baa3 by Moody's Investors Service or below BBB- by Standard and Poor's Rating Group, or, if unrated, determined by the adviser to be of similar credit quality. The Fund invests in companies without restriction as to capitalization. Under normal circumstances the Fund may invest in shares of any fund in Simplify Exchange Traded Funds (the "Trust"), each an affiliated ETF.

### Downside Mitigation Strategy

The Fund may invest up to 20% of the Fund's portfolio in derivatives to hedge all or some of the downside risks associated with investing in equity securities commonly known as "tail risk". Such derivatives may include puts and put spread options on ETFs (a put spread option strategy is when the adviser buys and sells an equal number of put options but with different strike prices), interest rate futures and options (derivatives that allow the buyer or seller to purchase or sell an interest bearing asset at a future date), credit default swap index options (options to buy or sell protection on a specific reference credit with a specific maturity), ETFs that invest in credit default swap index options, and over-the-counter foreign exchange ("FX") futures and options (currency derivative contracts that obligate the buyer or seller to transact at a set price and predetermined time). The Fund may temporarily invest in cash equivalents, debt securities and volatility-related derivative contracts. For example, if equity market volatility is increasing, the Fund may invest in options linked to securities and market indices, including the VIX index which represents expected return volatility of the S&P 500 Index. The adviser believes its risk reduction strategies give it the flexibility to take advantage of opportunities that falling equity markets present. Nonetheless, if the adviser does not perceive appropriate opportunities, then the Fund may invest in cash equivalents. The adviser uses its tail risks hedging strategy to help protect against sudden market declines.

The adviser selects derivatives based upon its evaluation of relative value based on cost, strike price (price that the option can be bought or sold by the option holder) and maturity (the last date the option contract is valid) and will exercise or close the options based on maturity or portfolio rebalancing requirements. The adviser anticipates purchasing and selling its derivatives on a monthly, quarterly, and annual basis, depending upon the Fund's rebalancing requirements and expiration dates. However, the adviser may rebalance the Fund's derivative portfolio on a more frequent basis for a number of reasons such as when market volatility renders the protection provided by the derivative strategy ineffective or a derivative position has appreciated to the point that it is prudent to decrease the Fund's exposure and realize gains for the Fund's shareholders. While the use of derivatives is intended to improve the Fund's performance, there is no guarantee that it will do so.

**Principal Investment Risks:** *As with all funds, there is the risk that you could lose money through your investment in the Fund. Many factors affect the Fund's net asset value ("NAV") and price of shares and performance.*

The following describes the risks the Fund bears with respect to its investments. As with any fund, there is no guarantee that the Fund will achieve its goal.

*Active Management Risk.* The Fund is subject to the risk that the investment management strategy may not produce the intended results and may negatively impact Fund performance. The adviser's overlay strategy will not fully protect the Fund from declines in the market.

*Affiliated Investment Company Risk.* The Fund may invest in affiliated underlying funds (the "Affiliated Funds"), unaffiliated underlying funds, or a combination of both. The adviser, therefore, is subject to conflicts of interest in allocating the Fund's assets among the Affiliated Funds. The adviser will receive more revenue to the extent it selects Affiliated Fund rather than an unaffiliated fund for inclusion in the Fund's portfolio. In addition, the adviser may have an incentive to allocate the Fund's assets to those Affiliated Funds for which the net advisory fees payable to the adviser are higher than the fees payable by other Affiliated Funds. The adviser has agreed to waive any portion of its management fee earned by investing the Fund's assets invested in an Affiliated Fund.

***Credit Default Swaps Risk.*** CDS are typically two-party financial contracts that transfer credit exposure between the two parties. Under a typical CDS, one party (the “seller”) receives pre-determined periodic payments from the other party (the “buyer”). The seller agrees to make compensating specific payments to the buyer if a negative credit event occurs, such as the bankruptcy or default by the issuer of the underlying debt instrument. The use of CDS involves investment techniques and risks different from those associated with ordinary portfolio security transactions, such as potentially heightened counterparty, concentration and exposure risks.

***Derivatives Risk.*** Options are a derivative investment. The use of derivative instruments involves risks different from, or possibly greater than, the risks associated with investing directly in securities and other traditional investments. These risks include (i) the risk that the counterparty to a derivative transaction may not fulfill its contractual obligations; (ii) risk of mispricing or improper valuation; and (iii) the risk that changes in the value of the derivative may not correlate perfectly with the underlying asset, rate or index. Derivative prices are highly volatile and may fluctuate substantially during a short period of time. Such prices are influenced by numerous factors that affect the markets, including, but not limited to: changing supply and demand relationships; government programs and policies; national and international political and economic events, changes in interest rates, inflation and deflation and changes in supply and demand relationships. Trading derivative instruments involves risks different from, or possibly greater than, the risks associated with investing directly in securities.

***Early Close/Trading Halt Risk.*** An exchange or market may close or issue trading halts on specific securities, or the ability to buy or sell certain securities or financial instruments may be restricted, which may prevent the Fund from buying or selling certain securities or financial instruments. In these circumstances, the Fund may be unable to rebalance its portfolio, may be unable to accurately price its investments and may incur substantial trading losses.

***ETF Structure Risks:*** The Fund is structured as an ETF and will invest in underlying ETFs. As a result, the Fund is subject to the special risks, including:

- ***Not Individually Redeemable.*** The Fund’s shares (“Shares”) are not redeemable by retail investors and may be redeemed only by Authorized Participants at NAV and only in Creation Units. A retail investor generally incurs brokerage costs when selling shares.
- ***Trading Issues.*** Trading in Shares on the NYSE Arca, Inc. (the “Exchange”) may be halted due to market conditions or for reasons that, in the view of the Exchange, make trading in Shares inadvisable, such as extraordinary market volatility. There can be no assurance that Shares will continue to meet the listing requirements of the Exchange which may result in the Shares being delisted. An active trading market for the Shares may not be developed or maintained. If the Shares are traded outside a collateralized settlement system, the number of financial institutions that can act as Authorized Participants that can post collateral on an agency basis is limited, which may limit the market for the Shares.
- ***Market Price Variance Risk.*** The market prices of Shares will fluctuate in response to changes in NAV and supply and demand for Shares and will include a “bid-ask spread” charged by the exchange specialists, market makers or other participants that trade the Shares. There may be times when the market price and the NAV vary significantly. This means that Shares may trade at a discount to NAV.
  - In times of market stress, market makers may step away from their role market making in the Shares and in executing trades, which can lead to differences between the market value of the Shares and the Fund’s NAV.
  - The market price of the Shares may deviate from the Fund’s NAV, particularly during times of market stress, with the result that investors may pay significantly more or significantly less the Shares than the Fund’s NAV, which is reflected in the bid and ask price for the Shares or in the closing price.
  - In stressed market conditions, the market for the Shares may become less liquid in response to the deteriorating liquidity of the Fund’s portfolio. This adverse effect on the liquidity of the Shares may, in turn, lead to differences between the market value of the Shares and the Fund’s NAV.
- ***Authorized Participant Risk.*** Only an Authorized Participant may engage in creation or redemption transactions directly with the Fund. The Fund has a limited number of institutions that may act as an Authorized Participant on an agency basis (i.e., on behalf of other market participants). To the extent that Authorized Participants exit the business or are unable to proceed with creation or redemption orders with respect to the Fund and no other Authorized Participant is able to step forward to create or redeem Creation Units, Fund shares may be more likely to trade at a premium or discount to net asset value and possibly face trading halts or delisting. Authorized Participant concentration risk may be heightened for securities or instruments that have lower trading volumes.



***Fixed Income Securities Risk.*** When the Fund invests in fixed income securities, the value of your investment in the Fund will fluctuate with changes in interest rates. Typically, a rise in interest rates causes a decline in the value of fixed income securities owned by the Fund. In general, the market price of fixed income securities with longer maturities will increase or decrease more in response to changes in interest rates than shorter-term securities. Other risk factors include credit risk (the debtor may default), extension risk (an issuer may exercise its right to repay principal on a fixed rate obligation held by the Fund later than expected), and prepayment risk (the debtor may pay its obligation early, reducing the amount of interest payments). These risks could affect the value of a particular investment by the Fund, possibly causing the Fund's share price and total return to be reduced and fluctuate more than other types of investments.

***Foreign Exchange Risk.*** Because options held by the Fund may trade on foreign exchanges that are closed when the Fund's primary listing exchange is open, there are likely to be deviations between the current price of a security and the security's last quoted price from the closed foreign market. This may result in premiums and discounts that are greater than those experienced by domestic ETFs.

***Futures Contract Risk.*** The successful use of futures contracts draws upon the adviser's skill and experience with respect to such instruments and are subject to special risk considerations. The primary risks associated with the use of futures contracts are (a) the imperfect correlation between the change in market value of the instruments held by the Fund and the price of the forward or futures contract; (b) possible lack of a liquid secondary market for a forward or futures contract and the resulting inability to close a forward or futures contract when desired; (c) investments in futures contracts involves leverage, which means a small percentage of assets in futures can have a disproportionately large impact on the Fund and the Fund can lose more than the principal amount invested; (d) losses caused by unanticipated market movements, which are potentially unlimited; (e) the adviser's inability to predict correctly the direction of securities prices, interest rates, currency exchange rates and other economic factors; (f) the possibility that the counterparty will default in the performance of its obligations; and (g) if the Fund has insufficient cash, it may have to sell securities from its portfolio to meet daily variation margin requirements, and the Fund may have to sell securities at a time when it may be disadvantageous to do so.

***High Yield Risk.*** The Fund may invest in high yield bonds also known as "junk bonds". High yield securities and unrated securities of similar credit quality are subject to greater levels of credit, call and liquidity risks. High yield securities are considered primarily speculative with respect to the issuer's continuing ability to make principal and interest payments, and may be more volatile than higher-rated securities of similar maturity.

***Inverse ETFs.*** Investments in inverse ETFs will prevent the Fund from participating in market-wide or sector-wide gains and may not prove to be an effective hedge. During periods of increased volatility, inverse ETFs may not perform in the manner they are designed.

***Leverage Risk.*** The use of leverage by the Fund, such as borrowing money to purchase securities or the use of options, will cause the Fund to incur additional expenses and magnify the Fund's gains or losses.

***Limited History Risk.*** The Fund is a new ETF and has a limited history of operations for investors to evaluate.

***Market and Geopolitical Risk.*** The increasing interconnectivity between global economies and financial markets increases the likelihood that events or conditions in one region or financial market may adversely impact issuers in a different country, region or financial market. Securities in the Funds' portfolios may underperform due to inflation (or expectations for inflation), interest rates, global demand for particular products or resources, natural disasters, pandemics, epidemics, terrorism, international conflicts, regulatory events and governmental or quasi-governmental actions. The occurrence of global events similar to those in recent years may result in market volatility and may have long term effects on both the U.S. and global financial markets. The novel coronavirus (COVID-19) global pandemic and the aggressive responses taken by many governments, including closing borders, restricting international and domestic travel, and the imposition of prolonged quarantines or similar restrictions, as well as the forced or voluntary closure of, or operational changes to, many retail and other businesses had negative impacts, and in many cases severe negative impacts, on markets worldwide. It is not known how long such impacts, or any future impacts of other significant events described above, will or would last, but there could be a prolonged period of global economic slowdown, which may impact your Fund investment.

*MLP and MLP-Related Securities Risk.* Investments in MLPs and MLP-related securities involve risks different from those of investing in common stock including risks related to limited control and limited rights to vote on matters affecting the MLP or MLP-related security, risks related to potential conflicts of interest between an MLP and the MLP's general partner, cash flow risks, dilution risks (which could occur if the MLP raises capital and then invests it in projects whose return fails to exceed the cost of capital raised) and risks related to the general partner's limited call right. MLPs and MLP-related securities are generally considered interest-rate sensitive investments. During periods of interest rate volatility, these investments may not provide attractive returns. Depending on the state of interest rates in general, the use of MLPs or MLP-related securities could enhance or harm the overall performance of the Fund.

*MLP Tax Risk.* MLPs, typically, do not pay U.S. federal income tax at the partnership level. Instead, each partner is allocated a share of the partnership's income, gains, losses, deductions and expenses. A change in current tax law or in the underlying business mix of a given MLP could result in an MLP being treated as a corporation for U.S. federal income tax purposes, which would result in such MLP being required to pay U.S. federal income tax on its taxable income. The classification of an MLP as a corporation for U.S. federal income tax purposes would have the effect of reducing the amount of cash available for distribution by the MLP. Thus, if any of the MLPs owned by the Fund were treated as corporations for U.S. federal income tax purposes, it could result in a reduction of the value of your investment in the Fund and lower income, as compared to an MLP that is not taxed as a corporation.

*Option Risk.* As the buyer of a put or call option, the Fund risks losing the entire premium invested in the option if the Fund does not exercise the option.

*Over-the-Counter Market Risk.* Securities and options traded in over-the-counter markets may trade less frequently and in limited volumes and thus exhibit more volatility and liquidity risk, and the prices paid by the Fund in over-the-counter transactions may include an undisclosed dealer markup. The Fund is also exposed to default by the over-the-counter option writer who may be unwilling or unable to perform its contractual obligations to the Fund.

*Real Estate and REIT Risk.* The Fund may invest in REITs. The value of the Fund's investments in REITs may change in response to changes in the real estate market such as declines in the value of real estate, lack of available capital or financing opportunities, and increases in property taxes or operating costs. Shareholders of the Fund will indirectly be subject to the fees and expenses of the individual REITs in which the Fund invests.

*Turnover Rate Risk.* The Fund may have portfolio turnover rates significantly in excess of 100%. Increased portfolio turnover causes the Fund to incur higher brokerage costs, which may adversely affect the Fund's performance and may produce increased taxable distributions.

*Underlying Fund Risk.* Other investment companies including ETFs ("Underlying Funds") in which the Fund invests are subject to investment advisory and other expenses, which will be indirectly paid by the Fund. As a result, the cost of investing in the Fund will be higher than the cost of investing directly in the Underlying Funds and may be higher than other mutual funds that invest directly in stocks and bonds. Each of the Underlying Funds is subject to its own specific risks, but the adviser expects the principal investments risks of such Underlying Funds will be similar to the risks of investing in the Fund.

*U.S. Treasuries Risk.* U.S. Treasury obligations are backed by the "full faith and credit" of the U.S. government and generally have negligible credit risk. Securities issued or guaranteed by federal agencies or authorities and U.S. government-sponsored instrumentalities or enterprises may or may not be backed by the full faith and credit of the U.S. government.

*VIX Futures Risk.* VIX futures contracts can be highly volatile and the Fund may experience sudden and large losses when buying, selling or holding such instruments; you can lose all or a portion of your investment within a single day. Investments linked to equity market volatility, including VIX futures contracts, can be highly volatile and may experience sudden, large and unexpected losses. VIX futures contracts are unlike traditional futures contracts and are not based on a tradable reference asset. The Index is not directly investable, and the settlement price of a VIX futures contract is based on the calculation that determines the level of the VIX. As a result, the behavior of a VIX futures contract may be different from a traditional futures contract whose settlement price is based on a specific tradable asset and may differ from an investor's expectations. The market for VIX futures contracts may fluctuate widely based on a variety of factors including changes in overall market movements, political and economic events and policies, wars, acts of terrorism, natural disasters (including disease, epidemics and pandemics), changes in interest rates or inflation rates. High volatility may have an adverse impact on the performance of the Fund. An investor in any of the Fund could potentially lose the full principal of his or her investment within a single day.

**Performance:** Because the Fund has only recently commenced investment operations, no performance information is presented for the Fund at this time. In the future, performance information will be presented in this section of the Prospectus. Also, shareholder reports containing financial and performance information will be mailed to shareholder semi-annually. Updated performance information will be available at no cost by visiting [www.simplify.us/etfs](http://www.simplify.us/etfs) or by calling 1 (855) 772-8488.

**Investment Adviser:** Simplify Asset Management Inc. (the “Adviser”)

**Portfolio Managers:** Paul Kim, Chief Executive Officer of the adviser, and David Berns, Chief Investment Officer of the adviser, Shailesh Gupta, Managing Director of the adviser, Michael Green, Managing Director and Chief Strategist of the adviser, have each served the Fund as a portfolio manager since it commenced operations in September 2021. Mr. Kim, Dr. Berns, Mr. Green, and Mr. Gupta are jointly and primarily responsible for the management of the Fund.

**Purchase and Sale of Fund Shares:** The Fund will issue and redeem Shares at NAV only in large blocks of 25,000 Shares (each block of Shares is called a “Creation Unit”). Creation Units are issued and redeemed primarily in-kind for securities but may include cash. Individual Shares may only be purchased and sold in secondary market transactions through brokers. Except when aggregated in Creation Units in transactions with Authorized Participants, the Shares are not redeemable securities of the Fund.

Shares of the Fund are listed for trading on the Exchange and trade at market prices rather than NAV. Shares of the Fund may trade at a price that is greater than, at, or less than NAV.

**Tax Information:** The Fund’s distributions generally will be taxable as ordinary income or long-term capital gains. A sale of Shares may result in capital gain or loss.

**Payments to Broker-Dealers and Other Financial Intermediaries:** If you purchase the Fund through a broker-dealer or other financial intermediary (such as a bank), the Fund and its related companies may pay the intermediary for the sale of Fund shares and related services. These payments may create a conflict of interest by influencing the broker-dealer or other intermediary and your salesperson to recommend the Fund over another investment. Ask your salesperson or visit your financial intermediary’s website for more information.



## FUND SUMMARY - SIMPLIFY HEALTH CARE ETF

---

**Investment Objective:** The Simplify Health Care ETF (the “Fund” or “PINK”) seeks long-term capital appreciation.

**Fees and Expenses of the Fund:** This table describes the fees and expenses that you may pay if you buy, sell, and hold shares of the Fund. Investors purchasing or selling shares of the Fund in the secondary market may be subject to costs (including customary brokerage commissions) charged by their broker. These costs are not included in the expense example below.

<b>Annual Fund Operating Expenses</b> (expenses that you pay each year as a percentage of the value of your investment)	
Management Fees	0.50%
Distribution and Service (12b-1) Fees	0.00%
Other Expenses	0.00%
<b>Total Annual Fund Operating Expenses</b>	<b>0.50%</b>

**Example:** This Example is intended to help you compare the cost of investing in the Fund with the cost of investing in other mutual funds.

The Example assumes that you invest \$10,000 in the Fund for the time periods indicated and then redeem all of your shares at the end of those periods. The Example also assumes that your investment has a 5% return each year and that the Fund’s operating expenses remain the same. Although your actual costs may be higher or lower, based upon these assumptions your costs would be:

<b>1 Year</b>	<b>3 Years</b>	<b>5 Years</b>	<b>10 Years</b>
\$51	\$160	\$280	\$628

**Portfolio Turnover:** The Fund pays transaction costs, such as commissions, when it buys and sells securities (or “turns over” its portfolio). A higher portfolio turnover rate may indicate higher transaction costs and may result in higher taxes when Fund shares are held in a taxable account. These costs, which are not reflected in annual fund operating expenses or in the Example, affect the Fund’s performance. During the period October 7, 2021 (commencement of operations) through June 30, 2022, the Fund’s portfolio turnover rate was 146% of the average value of its portfolio.

**Principal Investment Strategies:** Under normal circumstances, the Fund will invest at least 80% of its assets (plus any borrowings for investment purposes) in securities of U.S. health care companies. The Fund defines health care companies as companies included in the Global Industry Classification Standard health care sector. The Fund defines equity securities as common stock, preferred stock, or ETFs that invest in the same. The Fund invests in companies without restriction as to capitalization, including micro-capitalization companies.

The Fund will invest in 50 – 100 health care companies. The Fund will use fundamental, bottom-up analysis that seeks to identify high-quality companies and the most compelling investment opportunities. In general, the Fund will follow a growth investment strategy, seeking companies whose earnings are expected to grow faster than inflation and the economy in general. When stock valuations seem unusually high, however, a “value” approach, which gives preference to seemingly undervalued companies, may be emphasized. The Fund generally seeks investments in companies that are developing new and effective medicines, as well as companies whose business models reduce costs or improve quality in health care systems. The Fund may invest in health care companies that do not seek to design or develop treatments for breast cancer.

The Fund’s namesake is The Susan G. Komen Breast Cancer Foundation, Inc. (the “Foundation”), a 501(c)(3) charitable foundation. In exchange for the use of its name and logo, Simplify Asset Management Inc., the Fund’s investment adviser (the “Adviser”), will donate its annual management fee for managing the Fund to the Foundation. **The Foundation shall use such donation to support its mission, but the Foundation will not participate in or have any influence on the day-to-day operations of the Fund or the Adviser’s management of the Fund.** The Fund is not organized as a charitable investment trust.

**Principal Investment Risks:** *As with all funds, there is the risk that you could lose money through your investment in the Fund. Many factors affect the Fund’s NAV and price of shares and performance.*

The following describes the risks the Fund bears with respect to its investments. As with any fund, there is no guarantee that the Fund will achieve its goal.

*Active Management Risk.* The Fund is subject to the risk that the investment management strategy may not produce the intended results and may negatively impact Fund performance.

*Biotechnology Industry Risk.* The biotechnology industry can be significantly affected by patent considerations, including the termination of patent protections for products, intense competition both domestically and internationally, rapid technological change and obsolescence, government regulation and expensive insurance costs due to the risk of product liability lawsuits. In addition, the biotechnology industry is an emerging growth industry, and therefore biotechnology companies may be thinly capitalized and more volatile than companies with greater capitalizations. Biotechnology companies must contend with high development costs, which may be exacerbated by the inability to raise prices to cover costs because of managed care pressure, government regulation or price controls.

*Concentration Risk.* The Fund may focus its investments in securities of a particular industry. Economic, legislative or regulatory developments may occur that significantly affect the industry. This may cause the Fund’s net asset value to fluctuate more than that of a fund that does not focus in a particular industry.

*Early Close/Trading Halt Risk.* An exchange or market may close or issue trading halts on specific securities, or the ability to buy or sell certain securities or financial instruments may be restricted, which may prevent the Fund from buying or selling certain securities or financial instruments. In these circumstances, the Fund may be unable to rebalance its portfolio, may be unable to accurately price its investments and may incur substantial trading losses.

*Equity Risk.* The net asset value of the Fund will fluctuate based on changes in the value of the equity securities held by the Fund. Equity prices can fall rapidly in response to developments affecting a specific company or industry, or to changing economic, political or market conditions.

*ETF Structure Risks.* The Fund is structured as an ETF and will invest in underlying ETFs. As a result, the Fund is subject to the special risks, including:

- *Not Individually Redeemable.* The Fund’s shares (“Shares”) are not redeemable by retail investors and may be redeemed only by Authorized Participants at net asset value (“NAV”) and only in Creation Units. A retail investor generally incurs brokerage costs when selling shares.
- *Trading Issues.* Trading in Shares on the NYSE Arca, Inc. (the “Exchange”) may be halted due to market conditions or for reasons that, in the view of the Exchange, make trading in Shares inadvisable, such as extraordinary market volatility. There can be no assurance that Shares will continue to meet the listing requirements of the Exchange which may result in the Shares being delisted. An active trading market for the Shares may not be developed or maintained. If the Shares are traded outside a collateralized settlement system, the number of financial institutions that can act as Authorized Participants that can post collateral on an agency basis is limited, which may limit the market for the Shares.



- *Market Price Variance Risk.* The market prices of Shares will fluctuate in response to changes in NAV and supply and demand for Shares and will include a “bid-ask spread” charged by the exchange specialists, market makers or other participants that trade the Shares. There may be times when the market price and the NAV vary significantly. This means that Shares may trade at a discount to NAV.
  - In times of market stress, market makers may step away from their role market making in the Shares and in executing trades, which can lead to differences between the market value of the Shares and the Fund’s NAV.
  - The market price of the Shares may deviate from the Fund’s NAV, particularly during times of market stress, with the result that investors may pay significantly more or significantly less the Shares than the Fund’s NAV, which is reflected in the bid and ask price for the Shares or in the closing price.
  - In stressed market conditions, the market for the Shares may become less liquid in response to the deteriorating liquidity of the Fund’s portfolio. This adverse effect on the liquidity of the Shares may, in turn, lead to differences between the market value of the Shares and the Fund’s NAV.
- *Authorized Participant Risk.* Only an Authorized Participant may engage in creation or redemption transactions directly with the Fund. The Fund has a limited number of institutions that may act as an Authorized Participant on an agency basis (i.e., on behalf of other market participants). To the extent that Authorized Participants exit the business or are unable to proceed with creation or redemption orders with respect to the Fund and no other Authorized Participant is able to step forward to create or redeem Creation Units, Fund shares may be more likely to trade at a premium or discount to net asset value and possibly face trading halts or delisting. Authorized Participant concentration risk may be heightened for securities or instruments that have lower trading volumes.

*Healthcare Risk.* To the extent the Fund focuses on the healthcare sector, the Fund may be more susceptible to the particular risks that may affect companies in the healthcare sector than if it were invested in a wider variety of companies in unrelated sectors. The profitability of companies in the healthcare sector may be adversely affected by the following factors, among others: extensive government regulations, restrictions on government reimbursement for medical expenses, rising costs of medical products and services, pricing pressure, an increased emphasis on outpatient services, changes in the demand for medical products and services, a limited number of products, industry innovation, changes in technologies and other market developments.

*Large Capitalization Risk.* Large-capitalization companies may be less able than smaller capitalization companies to adapt to changing market conditions. Large-capitalization companies may be more mature and subject to more limited growth potential compared with smaller capitalization companies. During different market cycles, the performance of large capitalization companies has trailed the overall performance of the broader securities markets.

*Limited History Risk.* The Fund is a new ETF and has a limited history of operations for investors to evaluate.

*Market and Geopolitical Risk.* The increasing interconnectivity between global economies and financial markets increases the likelihood that events or conditions in one region or financial market may adversely impact issuers in a different country, region or financial market. Securities in the Fund’s portfolios may underperform due to inflation (or expectations for inflation), interest rates, global demand for particular products or resources, natural disasters, pandemics, epidemics, terrorism, international conflicts, regulatory events and governmental or quasi-governmental actions. The occurrence of global events similar to those in recent years may result in market volatility and may have long term effects on both the U.S. and global financial markets. The novel coronavirus (COVID-19) global pandemic and the aggressive responses taken by many governments, including closing borders, restricting international and domestic travel, and the imposition of prolonged quarantines or similar restrictions, as well as the forced or voluntary closure of, or operational changes to, many retail and other businesses had negative impacts, and in many cases severe negative impacts, on markets worldwide. It is not known how long such impacts, or any future impacts of other significant events described above, will or would last, but there could be a prolonged period of global economic slowdown, which may impact your Fund investment.

**Medical Product and Device Company Risk.** Companies that manufacture or develop medical products or devices subject to extensive regulation in the United States by the FDA and by comparable government agencies in other countries. The regulations govern the development, design, approval, manufacturing, labeling, importing and exporting and sale and marketing of many of our medical products. These regulations are also subject to future change. Failure to comply with applicable regulations and quality assurance guidelines could lead to manufacturing shutdowns, product shortages, delays in product manufacturing, product seizures, recalls, operating restrictions, withdrawal or suspension of required licenses, and prohibitions against exporting of products to, or importing products from, countries outside the United States. Medical product and medical device companies could be required to expend significant financial and human resources to remediate failures to comply with applicable regulations and quality assurance guidelines.

**Micro Capitalization Stock Risk.** Micro capitalization companies may be newly formed or have limited product lines, distribution channels and financial and managerial resources. The risks associated with those investments are generally greater than those associated with investments in the securities of larger, more established companies. This may cause the Fund's net asset value to be more volatile when compared to investment companies that focus only on large capitalization companies.

**Pharmaceutical Company Risk.** Companies in the pharmaceutical industry are heavily dependent on patent protection. The expiration of patents may adversely affect the profitability of the companies. Pharmaceutical companies are also subject to extensive litigation based on product liability and other similar claims. Many new products are subject to approval of the Food and Drug Administration, a process that can be long and costly. Expanding international operations may lead to risks resulting from differences between U.S. and foreign legal, political and economic systems, regulatory regimes and market practices.

**Small and Medium Capitalization Stock Risk.** The earnings and prospects of small and medium sized companies are more volatile than larger companies and may experience higher failure rates than larger companies. Small and medium sized companies normally have a lower trading volume than larger companies, which may tend to make their market price fall more disproportionately than larger companies in response to selling pressures and may have limited markets, product lines, or financial resources and lack management experience.

**Turnover Rate Risk.** The Fund may have portfolio turnover rates significantly in excess of 100%. Increased portfolio turnover causes the Fund to incur higher brokerage costs, which may adversely affect the Fund's performance and may produce increased taxable distributions.

**Underlying Fund Risk.** ETFs in which the Fund invests are subject to investment advisory and other expenses, which will be indirectly paid by the Fund. As a result, the cost of investing in the Fund will be higher than the cost of investing directly in the ETFs and may be higher than other funds that invest directly in stocks and bonds. Each of the ETFs is subject to its own specific risks, but the adviser expects the principal investments risks of such ETFs will be similar to the risks of investing in the Fund.

**Performance:** Because the Fund has only recently commenced investment operations, no performance information is presented for the Fund at this time. In the future, performance information will be presented in this section of the Prospectus. Also, shareholder reports containing financial and performance information will be mailed to shareholder semi-annually. Updated performance information will be available at no cost by visiting [www.simplify.us/etfs](http://www.simplify.us/etfs) or by calling 1 (855) 772-8488.

**Investment Adviser:** Simplify Asset Management Inc. (the "Adviser")

**Portfolio Managers:** Michael Taylor, Portfolio Manager, Paul Kim, Chief Executive Officer of the Adviser, and David Berns, Chief Investment Officer of the Adviser have each served the Fund as a portfolio manager since it commenced operations in October 2021. Mr. Taylor, Mr. Kim, and Dr. Berns are jointly and primarily responsible for the management of the Fund.

**Purchase and Sale of Fund Shares:** The Fund will issue and redeem Shares at NAV only in large blocks of 25,000 Shares (each block of Shares is called a "Creation Unit"). Creation Units are issued and redeemed primarily in-kind for securities but may include cash. Individual Shares may only be purchased and sold in secondary market transactions through brokers. Except when aggregated in Creation Units in transactions with Authorized Participants, the Shares are not redeemable securities of the Fund.

Shares of the Fund are listed for trading on the Exchange and trade at market prices rather than NAV. Shares of the Fund may trade at a price that is greater than, at, or less than NAV.

**Tax Information:** The Fund's distributions generally will be taxable as ordinary income or long-term capital gains. A sale of Shares may result in capital gain or loss.

**Payments to Broker-Dealers and Other Financial Intermediaries:** If you purchase the Fund through a broker-dealer or other

financial intermediary (such as a bank), the Fund and its related companies may pay the intermediary for the sale of Fund shares and related services. These payments may create a conflict of interest by influencing the broker-dealer or other intermediary and your salesperson to recommend the Fund over another investment. Ask your salesperson or visit your financial intermediary's website for more information.

## FUND SUMMARY - SIMPLIFY DEVELOPED EX-US PLUS DOWNSIDE CONVEXITY

**Investment Objective:** Simplify Developed Ex-US PLUS Downside Convexity (the “Fund” or “EAFD”) seeks to provide capital appreciation.

**Fees and Expenses of the Fund:** This table describes the fees and expenses that you may pay if you buy, sell, and hold shares of the Fund. Investors purchasing or selling shares of the Fund in the secondary market may be subject to costs (including customary brokerage commissions) charged by their broker. These costs are not included in the expense example below.

<b>Annual Fund Operating Expenses</b> (expenses that you pay each year as a percentage of the value of your investment)	
Management Fees	0.50%
Distribution and Service (12b-1) Fees	0.00%
Acquired Fund Fees and Expenses <sup>(1)</sup>	0.07%
Total Annual Fund Operating Expenses	0.57%
Fee Waiver and Reimbursement <sup>(2)</sup>	(0.25)%
Total Annual Fund Operating Expenses After Fee Waiver	0.32%

- (1) Acquired Fund Fees and Expenses are the estimated indirect costs of investing in other investment companies. The operating expenses in this fee table will not correlate to the expense ratio in the Fund’s financial highlights because the financial statements include only the direct operating expenses incurred by the Fund.
- (2) The Fund’s adviser has contractually agreed, until at least October 30, 2023, to waive its management fees and/or pay or absorb the Fund’s expenses, in order to limit the amount of “Specified Expenses” borne by the Fund to 0.25% of the Fund’s average daily net assets. “Specified Expenses” means all ordinary operating expenses of the Fund, except for interest expenses, taxes, brokerage expenses, Rule 12b-1 fees (if any), acquired fund fees and expenses, and expenses incidental to a meeting of the Fund’s shareholders. The fee waiver is subject to recoupment if such recoupment can be achieved within the lesser of the foregoing expense limits or those in place at the time of recapture. Any waived fees may only be recouped within three years from the date when the amount was waived or reimbursed. This agreement may be terminated only by the Trust’s Board of Trustees on 60 days’ written notice to the Fund’s adviser.

**Example:** This Example is intended to help you compare the cost of investing in the Fund with the cost of investing in other mutual funds.

The Example assumes that you invest \$10,000 in the Fund for the time periods indicated and then redeem all of your shares at the end of those periods. The Example also assumes that your investment has a 5% return each year and that the Fund’s operating expenses remain the same. Although your actual costs may be higher or lower, based upon these assumptions your costs would be:

<b>1 Year</b>	<b>3 Years</b>
\$33	\$157

**Portfolio Turnover:** The Fund pays transaction costs, such as commissions, when it buys and sells securities (or “turns over” its portfolio). A higher portfolio turnover rate may indicate higher transaction costs and may result in higher taxes when Fund shares are held in a taxable account. These costs, which are not reflected in annual fund operating expenses or in the Example, affect the Fund’s performance. During the period January 10, 2022 (commencement of operations) through June 30, 2022, the Fund’s portfolio turnover rate was 4% of the average value of its portfolio.

**Principal Investment Strategies:** The adviser seeks to achieve the Fund's investment objective by investing primarily in equity securities of companies listed on a developed ex-US index and applying a downside convexity option overlay strategy to the equity investments.

#### Equity Strategy

The Fund has adopted a non-fundamental investment policy that, under normal circumstances, the Fund will invest at least 80% of its net assets (plus any borrowings for investment purposes) in equity securities of companies listed on a developed ex-US index. The Fund defines an developed ex-US index as one that is comprised of large-, mid- and small-capitalization developed market equities, excluding the U.S. and Canada.

The Fund pursues its equity strategy primarily by purchasing exchange-traded funds ("ETFs") that invest principally in the equity securities of companies listed on a developed ex-US index. The adviser does not frequently trade equity securities but seeks to maintain consistent exposure to such companies through its investments in ETFs. The adviser determines which equity securities to purchase based on factors such as price, liquidity, and track record.

#### Downside Convexity Option Overlay Strategy

Up to twenty percent of the Fund's net assets will be subject to the Fund's downside convexity option overlay. The downside convexity option overlay consists of purchasing exchange-traded and over the counter ("OTC") put options on a developed ex-US index or a similar index ETF. When the Fund purchases a put option, the Fund has the right, but not the obligation, to sell a stock or other asset at a specified price (strike price) within a specific time period.

The downside convexity option overlay is a strategic, persistent exposure meant to hedge against market moves and is intended to add convexity to the Fund. If the market goes down, the Fund's returns may fall less than the market because the adviser will sell or exercise the put options. The adviser selects options based upon its evaluation of relative value based on cost, strike price (price that the option can be bought or sold by the option holder) and maturity (the last date the option contract is valid) and will exercise or close the options based on maturity or portfolio rebalancing requirements. The Fund anticipates purchasing options on a monthly, quarterly, and annual basis, depending upon the Fund's rebalancing requirements and the individual option expiration dates. However, the Fund may rebalance its option portfolio on a more frequent basis for a number of reasons such as market volatility renders the protection provided by the option strategy ineffective or an option position has appreciated to the point that it is prudent to decrease the Fund's exposure and realize gains for the Fund's shareholders. While the downside convexity option overlay is intended to protect the Fund from losses, there is no guarantee that it will be able to protect the Fund from losses.

Convexity in the Fund's name is a reference to the mathematical term convexity. The Fund's returns are intended to possess convexity because the relationship between the Fund's returns and market returns is not designed to be linear. That is, if market returns go up and down in a linear fashion, the Fund's returns are expected to rise faster than the market in positive markets; while declining less than the market in negative markets. The value of the Fund's call options is expected to rise in proportion to the rise in value of the underlying assets, but the amount by which the Fund's options increase or decrease in value depends on how far the market has moved from the time the options position was initiated. The value of the Fund's call options may rise faster than the market if the adviser successfully selects options that appreciate in value. Otherwise stated, the term "convexity" in the Fund's name refers to the intended non-linear nature between the Fund's and the market returns; it does not refer to the concept of "bond convexity," which is a measure of the non-linear relationship between bond duration and changes in interest rates.

**Principal Investment Risks:** *As with all funds, there is the risk that you could lose money through your investment in the Fund. Many factors affect the Fund's net asset value and price of shares and performance.*

The following describes the risks the Fund bears with respect to its investments. As with any fund, there is no guarantee that the Fund will achieve its goal.

**Equity Risk.** The net asset value of the Fund will fluctuate based on changes in the value of the equity securities held by the Fund. Equity prices can fall rapidly in response to developments affecting a specific company or industry, or to changing economic, political or market conditions.



*Foreign Investment Risk.* The Fund may invest in securities domiciled in countries outside the U.S. and Canada that may experience more rapid and extreme changes in value than a fund that invests exclusively in securities of U.S. and Canadian companies. These companies may be subject to additional risks, including political and economic risks, civil conflicts and war, greater volatility, expropriation and nationalization risks, currency fluctuations, higher transaction costs, delayed settlement, and less stringent investor protection and disclosure standards than those of U.S. and Canadian markets.

*Active Management Risk.* The Fund is subject to the risk that the investment management strategy may not produce the intended results and may negatively impact Fund performance. The adviser's overlay strategy will not fully protect the Fund from declines in the market.

*Derivatives Risk.* Options are a derivative investment. The use of derivative instruments involves risks different from, or possibly greater than, the risks associated with investing directly in securities and other traditional investments. These risks include (i) the risk that the counterparty to a derivative transaction may not fulfill its contractual obligations; (ii) risk of mispricing or improper valuation; and (iii) the risk that changes in the value of the derivative may not correlate perfectly with the underlying asset, rate or index. Derivative prices are highly volatile and may fluctuate substantially during a short period of time. Such prices are influenced by numerous factors that affect the markets, including, but not limited to: changing supply and demand relationships; government programs and policies; national and international political and economic events, changes in interest rates, inflation and deflation and changes in supply and demand relationships. Trading derivative instruments involves risks different from, or possibly greater than, the risks associated with investing directly in securities.

*Early Close/Trading Halt Risk.* An exchange or market may close or issue trading halts on specific securities, or the ability to buy or sell certain securities or financial instruments may be restricted, which may prevent the Fund from buying or selling certain securities or financial instruments. In these circumstances, the Fund may be unable to rebalance its portfolio, may be unable to accurately price its investments and may incur substantial trading losses.

*ETF Structure Risks.* The Fund is structured as an ETF and will invest in underlying ETFs. As a result, the Fund is subject to special risks, including:

- *Not Individually Redeemable.* The Fund's shares ("Shares") are not redeemable by retail investors and may be redeemed only by Authorized Participants at net asset value ("NAV") and only in Creation Units. A retail investor generally incurs brokerage costs when selling shares.
- *Trading Issues.* Trading in Shares on NYSE Arca, Inc. (the "Exchange") may be halted due to market conditions or for reasons that, in the view of the Exchange, make trading in Shares inadvisable, such as extraordinary market volatility. There can be no assurance that Shares will continue to meet the listing requirements of the Exchange which may result in the Shares being delisted. An active trading market for the Shares may not be developed or maintained. If the Shares are traded outside a collateralized settlement system, the number of financial institutions that can act as Authorized Participants that can post collateral on an agency basis is limited, which may limit the market for the Shares.
- *Market Price Variance Risk.* The market prices of Shares will fluctuate in response to changes in NAV and supply and demand for Shares and will include a "bid-ask spread" charged by the exchange specialists, market makers or other participants that trade the Shares. There may be times when the market price and the NAV vary significantly. This means that Shares may trade at a discount to NAV.
  - In times of market stress, market makers may step away from their role market making in the Shares and in executing trades, which can lead to differences between the market value of the Shares and the Fund's NAV.
  - The market price of the Shares may deviate from the Fund's NAV, particularly during times of market stress, with the result that investors may pay significantly more or significantly less for the Shares than the Fund's NAV, which is reflected in the bid and ask price for the Shares or in the closing price.
  - In stressed market conditions, the market for the Shares may become less liquid in response to the deteriorating liquidity of the Fund's portfolio. This adverse effect on the liquidity of the Shares may, in turn, lead to differences between the market value of the Shares and the Fund's NAV.

- Authorized Participant Risk.** Only an Authorized Participant may engage in creation or redemption transactions directly with the Fund. The Fund has a limited number of institutions that may act as an Authorized Participant on an agency basis (i.e., on behalf of other market participants). To the extent that Authorized Participants exit the business or are unable to proceed with creation or redemption orders with respect to the Fund and no other Authorized Participant is able to step forward to create or redeem Creation Units, Fund shares may be more likely to trade at a premium or discount to net asset value and possibly face trading halts or delisting. Authorized Participant concentration risk may be heightened for securities or instruments that have lower trading volumes.

**Large Capitalization Risk.** Large-capitalization companies may be less able than smaller capitalization companies to adapt to changing market conditions. Large-capitalization companies may be more mature and subject to more limited growth potential compared with smaller capitalization companies. During different market cycles, the performance of large capitalization companies has trailed the overall performance of the broader securities markets.

**Leverage Risk.** The use of leverage by the Fund, such as borrowing money to purchase securities or the use of options, will cause the Fund to incur additional expenses and magnify the Fund's gains or losses.

**Limited History Risk.** The Fund is a new ETF and has a limited history of operations for investors to evaluate.

**Market and Geopolitical Risk.** The increasing interconnectivity between global economies and financial markets increases the likelihood that events or conditions in one region or financial market may adversely impact issuers in a different country, region or financial market. Securities in the Fund's portfolio may underperform due to inflation (or expectations for inflation), interest rates, global demand for particular products or resources, natural disasters, pandemics, epidemics, terrorism, international conflicts, regulatory events and governmental or quasi-governmental actions. The occurrence of global events similar to those in recent years may result in market volatility and may have long term effects on both the U.S. and global financial markets. The novel coronavirus (COVID-19) global pandemic and the aggressive responses taken by many governments, including closing borders, restricting international and domestic travel, and the imposition of prolonged quarantines or similar restrictions, as well as the forced or voluntary closure of, or operational changes to, many retail and other businesses had negative impacts, and in many cases severe negative impacts, on markets worldwide. It is not known how long such impacts, or any future impacts of other significant events described above, will or would last, but there could be a prolonged period of global economic slowdown, which may impact your Fund investment.

**Option Risk.** As the buyer of a put option, the Fund risks losing the entire premium invested in the option if the Fund does not exercise the option.

**Over-the-Counter Market Risk.** Securities and options traded in over-the-counter markets may trade less frequently and in limited volumes and thus exhibit more volatility and liquidity risk, and the prices paid by the Fund in over-the-counter transactions may include an undisclosed dealer markup. The Fund is also exposed to default by the over-the-counter option writer who may be unwilling or unable to perform its contractual obligations to the Fund.

**Small and Medium Capitalization Risk.** The earnings and prospects of small and medium sized companies are more volatile than larger companies and may experience higher failure rates than larger companies. Small and medium sized companies normally have a lower trading volume than larger companies, which may tend to make their market price fall more disproportionately than larger companies in response to selling pressures and may have limited markets, product lines, or financial resources and lack management experience.

**Underlying Fund Risk.** ETFs in which the Fund invests are subject to investment advisory and other expenses, which will be indirectly paid by the Fund. As a result, the cost of investing in the Fund will be higher than the cost of investing directly in the ETFs and may be higher than other funds that invest directly in stocks and bonds. Each of the ETFs is subject to its own specific risks, but the adviser expects the principal investments risks of such ETFs will be similar to the risks of investing in the Fund.

**Performance:** Because the Fund has only recently commenced investment operations, no performance information is presented for the Fund at this time. In the future, performance information will be presented in this section of the Prospectus. Also, shareholder reports containing financial and performance information will be mailed to shareholder semi-annually. Updated performance information will be available at no cost by visiting [www.simplify.us/etfs](http://www.simplify.us/etfs) or by calling 1 (855) 772-8488.

**Investment Adviser:** Simplify Asset Management Inc. (the "Adviser")

**Portfolio Managers:** Paul Kim, Chief Executive Officer of the Adviser, David Berns, Chief Investment Officer of the Adviser, and Michael Green, Managing Director and Chief Strategist of the Adviser, have each served the Fund as a portfolio manager since it commenced operations in January 2022. Mr. Kim, Mr. Berns, and Mr. Green are jointly and primarily responsible for the management of the Fund.

**Purchase and Sale of Fund Shares:** The Fund will issue and redeem Shares at NAV only in large blocks of 25,000 Shares (each block of Shares is called a “Creation Unit”). Creation Units are issued and redeemed primarily in-kind for securities but may include cash. Individual Shares may only be purchased and sold in secondary market transactions through brokers. Except when aggregated in Creation Units in transactions with Authorized Participants, the Shares are not redeemable securities of the Fund.

Shares of the Fund are listed for trading on the Exchange and trade at market prices rather than NAV. Shares of the Fund may trade at a price that is greater than, at, or less than NAV. An investor may incur costs attributable to the difference between the highest price a buyer is willing to pay to purchase shares of the Fund (bid) and the lowest price a seller is willing to accept for shares of the Fund (ask) when buying or selling shares in the secondary market.

**Tax Information:** The Fund’s distributions generally will be taxable as ordinary income or long-term capital gains. A sale of Shares may result in capital gain or loss.

**Payments to Broker-Dealers and Other Financial Intermediaries:** If you purchase the Fund through a broker-dealer or other financial intermediary (such as a bank), the Fund and its related companies may pay the intermediary for the sale of Fund shares and related services. These payments may create a conflict of interest by influencing the broker-dealer or other intermediary and your salesperson to recommend the Fund over another investment. Ask your salesperson or visit your financial intermediary’s website for more information.

## FUND SUMMARY - SIMPLIFY EMERGING MARKETS EQUITY PLUS DOWNSIDE CONVEXITY ETF

**Investment Objective:** Simplify Emerging Markets Equity PLUS Downside Convexity ETF (the “Fund” or “EMGD”) seeks to provide capital appreciation.

**Fees and Expenses of the Fund:** This table describes the fees and expenses that you may pay if you buy, sell, and hold shares of the Fund. Investors purchasing or selling shares of the Fund in the secondary market may be subject to costs (including customary brokerage commissions) charged by their broker. These costs are not included in the expense example below.

<b>Annual Fund Operating Expenses</b> (expenses that you pay each year as a percentage of the value of your investment)	
Management Fees	0.50%
Distribution and Service (12b-1) Fees	0.00%
Acquired Fund Fees and Expenses <sup>(1)</sup>	0.11%
Total Annual Fund Operating Expenses	0.61%
Fee Waiver and Reimbursement <sup>(2)</sup>	(0.25)%
Total Annual Fund Operating Expenses After Fee Waiver	0.36%

- (1) Acquired Fund Fees and Expenses are the estimated indirect costs of investing in other investment companies. The operating expenses in this fee table will not correlate to the expense ratio in the Fund’s financial highlights because the financial statements include only the direct operating expenses incurred by the Fund.
- (2) The Fund’s adviser has contractually agreed, until at least October 30, 2023, to waive its management fees and/or pay or absorb the Fund’s expenses, in order to limit the amount of “Specified Expenses” borne by the Fund to 0.25% of the Fund’s average daily net assets. “Specified Expenses” means all ordinary operating expenses of the Fund, except for interest expenses, taxes, brokerage expenses, Rule 12b-1 fees (if any), acquired fund fees and expenses, and expenses incidental to a meeting of the Fund’s shareholders. The fee waiver is subject to recoupment if such recoupment can be achieved within the lesser of the foregoing expense limits or those in place at the time of recapture. Any waived fees may only be recouped within three years from the date when the amount was waived or reimbursed. This agreement may be terminated only by the Trust’s Board of Trustees on 60 days’ written notice to the Fund’s adviser.

**Example:** This Example is intended to help you compare the cost of investing in the Fund with the cost of investing in other mutual funds.

The Example assumes that you invest \$10,000 in the Fund for the time periods indicated and then redeem all of your shares at the end of those periods. The Example also assumes that your investment has a 5% return each year and that the Fund’s operating expenses remain the same. Although your actual costs may be higher or lower, based upon these assumptions your costs would be:

1 Year	3 Years
\$37	\$170

**Portfolio Turnover:** The Fund pays transaction costs, such as commissions, when it buys and sells securities (or “turns over” its portfolio). A higher portfolio turnover rate may indicate higher transaction costs and may result in higher taxes when Fund shares are held in a taxable account. These costs, which are not reflected in annual fund operating expenses or in the Example, affect the Fund’s performance. During the period January 10, 2022 (commencement of operations) through June 30 2022, the Fund’s portfolio turnover rate was 2% of the average value of its portfolio.

**Principal Investment Strategies:** The adviser seeks to achieve the Fund's investment objective by investing primarily in equity securities issued by, or tied economically to, companies in emerging markets and applying a downside convexity option overlay strategy to the equity investments.

#### Equity Strategy

The Fund has adopted a non-fundamental investment policy that, under normal circumstances, the Fund will invest at least 80% of its net assets (plus any borrowings for investment purposes) in equity securities issued by, or tied economically to, companies in emerging markets. The adviser considers an emerging market country to include any country that is (1) generally recognized to be an emerging market country by the international financial community, including the World Bank; (2) classified by the United Nations as a developing country; or (3) included in the MSCI Emerging Markets Index. The adviser determines that an investment is tied economically to an emerging market if such investment satisfies one or more of the following conditions: (1) the issuer's primary trading market is in an emerging market; (2) the issuer is organized under the laws of, derives at least 50% of its revenue from, or has at least 50% of its assets in emerging markets; (3) the investment is included in an index representative of emerging markets; and (4) the investment is exposed to the economic risks and returns of emerging markets.

The Fund pursues its equity strategy primarily by purchasing exchange-traded funds ("ETFs") that invest principally in equity securities issued by, or tied economically to, companies in emerging markets. The adviser does not frequently trade equity securities but seeks to maintain consistent exposure to such companies through its investments in ETFs. The adviser determines which equity securities to purchase based on factors such as price, liquidity, and track record.

#### Downside Convexity Option Overlay Strategy

Up to twenty percent of the Fund's net assets will be subject to the Fund's downside convexity option overlay. The downside convexity option overlay consists of purchasing exchange-traded and over the counter ("OTC") put options on an emerging markets index or a similar index ETF. When the Fund purchases a put option, the Fund has the right, but not the obligation, to sell a stock or other asset at a specified price (strike price) within a specific time period.

The downside convexity option overlay is a strategic, persistent exposure meant to hedge against market moves and is intended to add convexity to the Fund. If the market goes down, the Fund's returns may fall less than the market because the adviser will sell or exercise the put options. The adviser selects options based upon its evaluation of relative value based on cost, strike price (price that the option can be bought or sold by the option holder) and maturity (the last date the option contract is valid) and will exercise or close the options based on maturity or portfolio rebalancing requirements. The Fund anticipates purchasing options on a monthly, quarterly, and annual basis, depending upon the Fund's rebalancing requirements and the individual option expiration dates. However, the Fund may rebalance its option portfolio on a more frequent basis for a number of reasons such as market volatility renders the protection provided by the option strategy ineffective or an option position has appreciated to the point that it is prudent to decrease the Fund's exposure and realize gains for the Fund's shareholders. While the downside convexity option overlay is intended to protect the Fund from losses, there is no guarantee that it will be able to protect the Fund from losses.

Convexity in the Fund's name is a reference to the mathematical term convexity. The Fund's returns are intended to possess convexity because the relationship between the Fund's returns and market returns is not designed to be linear. That is, if market returns go up and down in a linear fashion, the Fund's returns are expected to rise faster than the market in positive markets; while declining less than the market in negative markets. The value of the Fund's call options is expected to rise in proportion to the rise in value of the underlying assets, but the amount by which the Fund's options increase or decrease in value depends on how far the market has moved from the time the options position was initiated. The value of the Fund's call options may rise faster than the market if the adviser successfully selects options that appreciate in value. Otherwise stated, the term "convexity" in the Fund's name refers to the intended non-linear nature between the Fund's and the market returns; it does not refer to the concept of "bond convexity," which is a measure of the non-linear relationship between bond duration and changes in interest rates.

**Principal Investment Risks:** *As with all funds, there is the risk that you could lose money through your investment in the Fund. Many factors affect the Fund's net asset value and price of shares and performance.*

The following describes the risks the Fund bears with respect to its investments. As with any fund, there is no guarantee that the Fund will achieve its goal.

*Equity Risk.* The net asset value of the Fund will fluctuate based on changes in the value of the equity securities held by the Fund. Equity prices can fall rapidly in response to developments affecting a specific company or industry, or to changing economic, political or market conditions.

*Emerging Markets Risk.* Investing in emerging markets involves not only the risks described below with respect to investing in foreign securities, but also other risks, including exposure to economic structures that are generally less diverse and mature, limited availability and reliability of information material to an investment decision, and exposure to political systems that can be expected to have less stability than those of developed countries. The market for the securities of issuers in emerging markets typically is small, and a low or nonexistent trading volume in those securities may result in a lack of liquidity and price volatility.

*Active Management Risk.* The Fund is subject to the risk that the investment management strategy may not produce the intended results and may negatively impact Fund performance. The adviser's overlay strategy will not fully protect the Fund from declines in the market.

*Derivatives Risk.* Options are a derivative investment. The use of derivative instruments involves risks different from, or possibly greater than, the risks associated with investing directly in securities and other traditional investments. These risks include (i) the risk that the counterparty to a derivative transaction may not fulfill its contractual obligations; (ii) risk of mispricing or improper valuation; and (iii) the risk that changes in the value of the derivative may not correlate perfectly with the underlying asset, rate or index. Derivative prices are highly volatile and may fluctuate substantially during a short period of time. Such prices are influenced by numerous factors that affect the markets, including, but not limited to: changing supply and demand relationships; government programs and policies; national and international political and economic events, changes in interest rates, inflation and deflation and changes in supply and demand relationships. Trading derivative instruments involves risks different from, or possibly greater than, the risks associated with investing directly in securities.

*Early Close/Trading Halt Risk.* An exchange or market may close or issue trading halts on specific securities, or the ability to buy or sell certain securities or financial instruments may be restricted, which may prevent the Fund from buying or selling certain securities or financial instruments. In these circumstances, the Fund may be unable to rebalance its portfolio, may be unable to accurately price its investments and may incur substantial trading losses.

*ETF Structure Risks:* The Fund is structured as an ETF and will invest in underlying ETFs. As a result, the Fund is subject to special risks, including:

- *Not Individually Redeemable.* The Fund's shares ("Shares") are not redeemable by retail investors and may be redeemed only by Authorized Participants at net asset value ("NAV") and only in Creation Units. A retail investor generally incurs brokerage costs when selling shares.
- *Trading Issues.* Trading in Shares on NYSE Arca, Inc. (the "Exchange") may be halted due to market conditions or for reasons that, in the view of the Exchange, make trading in Shares inadvisable, such as extraordinary market volatility. There can be no assurance that Shares will continue to meet the listing requirements of the Exchange which may result in the Shares being delisted. An active trading market for the Shares may not be developed or maintained. If the Shares are traded outside a collateralized settlement system, the number of financial institutions that can act as Authorized Participants that can post collateral on an agency basis is limited, which may limit the market for the Shares.
- *Market Price Variance Risk.* The market prices of Shares will fluctuate in response to changes in NAV and supply and demand for Shares and will include a "bid-ask spread" charged by the exchange specialists, market makers or other participants that trade the Shares. There may be times when the market price and the NAV vary significantly. This means that Shares may trade at a discount to NAV.

- In times of market stress, market makers may step away from their role market making in the Shares and in executing trades, which can lead to differences between the market value of the Shares and the Fund's NAV.
- The market price of the Shares may deviate from the Fund's NAV, particularly during times of market stress, with the result that investors may pay significantly more or significantly less for the Shares than the Fund's NAV, which is reflected in the bid and ask price for the Shares or in the closing price.
- In stressed market conditions, the market for the Shares may become less liquid in response to the deteriorating liquidity of the Fund's portfolio. This adverse effect on the liquidity of the Shares may, in turn, lead to differences between the market value of the Shares and the Fund's NAV.
- *Authorized Participant Risk.* Only an Authorized Participant may engage in creation or redemption transactions directly with the Fund. The Fund has a limited number of institutions that may act as an Authorized Participant on an agency basis (i.e., on behalf of other market participants). To the extent that Authorized Participants exit the business or are unable to proceed with creation or redemption orders with respect to the Fund and no other Authorized Participant is able to step forward to create or redeem Creation Units, Fund shares may be more likely to trade at a premium or discount to net asset value and possibly face trading halts or delisting. Authorized Participant concentration risk may be heightened for securities or instruments that have lower trading volumes.

*Foreign Investment Risk.* The Fund may invest in securities domiciled in countries outside the U.S. that may experience more rapid and extreme changes in value than a fund that invests exclusively in securities of U.S. and Canadian companies. These companies may be subject to additional risks, including political and economic risks, civil conflicts and war, greater volatility, expropriation and nationalization risks, currency fluctuations, higher transaction costs, delayed settlement, and less stringent investor protection and disclosure standards than those of U.S. and Canadian markets.

*Large Capitalization Risk.* Large-capitalization companies may be less able than smaller capitalization companies to adapt to changing market conditions. Large-capitalization companies may be more mature and subject to more limited growth potential compared with smaller capitalization companies. During different market cycles, the performance of large capitalization companies has trailed the overall performance of the broader securities markets.

*Leverage Risk.* The use of leverage by the Fund, such as borrowing money to purchase securities or the use of options, will cause the Fund to incur additional expenses and magnify the Fund's gains or losses.

*Limited History Risk.* The Fund is a new ETF and has a limited history of operations for investors to evaluate.

*Market and Geopolitical Risk.* The increasing interconnectivity between global economies and financial markets increases the likelihood that events or conditions in one region or financial market may adversely impact issuers in a different country, region or financial market. Securities in the Fund's portfolio may underperform due to inflation (or expectations for inflation), interest rates, global demand for particular products or resources, natural disasters, pandemics, epidemics, terrorism, international conflicts, regulatory events and governmental or quasi-governmental actions. The occurrence of global events similar to those in recent years may result in market volatility and may have long term effects on both the U.S. and global financial markets. The novel coronavirus (COVID-19) global pandemic and the aggressive responses taken by many governments, including closing borders, restricting international and domestic travel, and the imposition of prolonged quarantines or similar restrictions, as well as the forced or voluntary closure of, or operational changes to, many retail and other businesses had negative impacts, and in many cases severe negative impacts, on markets worldwide. It is not known how long such impacts, or any future impacts of other significant events described above, will or would last, but there could be a prolonged period of global economic slowdown, which may impact your Fund investment.

*Option Risk.* As the buyer of a put option, the Fund risks losing the entire premium invested in the option if the Fund does not exercise the option.

*Over-the-Counter Market Risk.* Securities and options traded in over-the-counter markets may trade less frequently and in limited volumes and thus exhibit more volatility and liquidity risk, and the prices paid by the Fund in over-the-counter transactions may include an undisclosed dealer markup. The Fund is also exposed to default by the over-the-counter option writer who may be unwilling or unable to perform its contractual obligations to the Fund.

*Small and Medium Capitalization Risk.* The earnings and prospects of small and medium sized companies are more volatile than larger companies and may experience higher failure rates than larger companies. Small and medium sized companies normally have a lower trading volume than larger companies, which may tend to make their market price fall more disproportionately than larger companies in response to selling pressures and may have limited markets, product lines, or financial resources and lack management experience.

*Underlying Fund Risk.* ETFs in which the Fund invests are subject to investment advisory and other expenses, which will be indirectly paid by the Fund. As a result, the cost of investing in the Fund will be higher than the cost of investing directly in the ETFs and may be higher than other funds that invest directly in stocks and bonds. Each of the ETFs is subject to its own specific risks, but the adviser expects the principal investments risks of such ETFs will be similar to the risks of investing in the Fund.

**Performance:** Because the Fund has only recently commenced investment operations, no performance information is presented for the Fund at this time. In the future, performance information will be presented in this section of the Prospectus. Also, shareholder reports containing financial and performance information will be mailed to shareholder semi-annually. Updated performance information will be available at no cost by visiting [www.simplify.us/etfs](http://www.simplify.us/etfs) or by calling 1 (855) 772-8488.

**Investment Adviser:** Simplify Asset Management Inc. (the “Adviser”).

**Portfolio Managers:** Paul Kim, Chief Executive Officer of the Adviser, David Berns, Chief Investment Officer of the Adviser, and Michael Green, Managing Director and Chief Strategist of the Adviser, have each served the Fund as a portfolio manager since it commenced operations in January 2022. Mr. Kim, Mr. Berns, and Mr. Green are jointly and primarily responsible for the management of the Fund.

**Purchase and Sale of Fund Shares:** The Fund will issue and redeem Shares at NAV only in large blocks of 25,000 Shares (each block of Shares is called a “Creation Unit”). Creation Units are issued and redeemed primarily in-kind for securities but may include cash. Individual Shares may only be purchased and sold in secondary market transactions through brokers. Except when aggregated in Creation Units in transactions with Authorized Participants, the Shares are not redeemable securities of the Fund.

Shares of the Fund are listed for trading on the Exchange and trade at market prices rather than NAV. Shares of the Fund may trade at a price that is greater than, at, or less than NAV. An investor may incur costs attributable to the difference between the highest price a buyer is willing to pay to purchase shares of the Fund (bid) and the lowest price a seller is willing to accept for shares of the Fund (ask) when buying or selling shares in the secondary market.

**Tax Information:** The Fund’s distributions generally will be taxable as ordinary income or long-term capital gains. A sale of Shares may result in capital gain or loss.

**Payments to Broker-Dealers and Other Financial Intermediaries:** If you purchase the Fund through a broker-dealer or other financial intermediary (such as a bank), the Fund and its related companies may pay the intermediary for the sale of Fund shares and related services. These payments may create a conflict of interest by influencing the broker-dealer or other intermediary and your salesperson to recommend the Fund over another investment. Ask your salesperson or visit your financial intermediary’s website for more information.



## FUND SUMMARY - SIMPLIFY US SMALL CAP PLUS DOWNSIDE CONVEXITY ETF

**Investment Objective:** Simplify US Small Cap PLUS Downside Convexity ETF (the “Fund” or “RTYD”) seeks to provide capital appreciation.

**Fees and Expenses of the Fund:** This table describes the fees and expenses that you may pay if you buy, sell, and hold shares of the Fund. Investors purchasing or selling shares of the Fund in the secondary market may be subject to costs (including customary brokerage commissions) charged by their broker. These costs are not included in the expense example below.

<b>Annual Fund Operating Expenses</b> (expenses that you pay each year as a percentage of the value of your investment)	
Management Fees	0.50%
Distribution and Service (12b-1) Fees	0.00%
Acquired Fund Fees and Expenses <sup>(1)</sup>	0.06%
Total Annual Fund Operating Expenses	0.56%
Fee Waiver and Reimbursement <sup>(2)</sup>	(0.25)%
Total Annual Fund Operating Expenses After Fee Waiver	0.31%

- (1) Acquired Fund Fees and Expenses are the estimated indirect costs of investing in other investment companies. The operating expenses in this fee table will not correlate to the expense ratio in the Fund’s financial highlights because the financial statements include only the direct operating expenses incurred by the Fund.
- (2) The Fund’s adviser has contractually agreed, until at least October 30, 2023, to waive its management fees and/or pay or absorb the Fund’s expenses, in order to limit the amount of “Specified Expenses” borne by the Fund to 0.25% of the Fund’s average daily net assets. “Specified Expenses” means all ordinary operating expenses of the Fund, except for interest expenses, taxes, brokerage expenses, Rule 12b-1 fees (if any), acquired fund fees and expenses, and expenses incidental to a meeting of the Fund’s shareholders. The fee waiver is subject to recoupment if such recoupment can be achieved within the lesser of the foregoing expense limits or those in place at the time of recapture. Any waived fees may only be recouped within three years from the date when the amount was waived or reimbursed. This agreement may be terminated only by the Trust’s Board of Trustees on 60 days’ written notice to the Fund’s adviser.

**Example:** This Example is intended to help you compare the cost of investing in the Fund with the cost of investing in other mutual funds.

The Example assumes that you invest \$10,000 in the Fund for the time periods indicated and then redeem all of your shares at the end of those periods. The Example also assumes that your investment has a 5% return each year and that the Fund’s operating expenses remain the same. Although your actual costs may be higher or lower, based upon these assumptions your costs would be:

1 Year	3 Years
\$32	\$154

**Portfolio Turnover:** The Fund pays transaction costs, such as commissions, when it buys and sells securities (or “turns over” its portfolio). A higher portfolio turnover rate may indicate higher transaction costs and may result in higher taxes when Fund shares are held in a taxable account. These costs, which are not reflected in annual fund operating expenses or in the Example, affect the Fund’s performance. During the period January 10, 2022 (commencement of operations) through June 30, 2022, the Fund’s portfolio turnover rate was 2% of the average value of its portfolio.

**Principal Investment Strategies:** The adviser seeks to achieve the Fund’s investment objective by investing primarily in equity securities of U.S. small capitalization companies and applying a downside convexity option overlay strategy to the equity investments.



### Equity Strategy

The Fund has adopted a non-fundamental investment policy that, under normal circumstances, the Fund will invest at least 80% of its net assets (plus any borrowings for investment purposes) in equity securities of U.S. small capitalization companies ("small cap companies"). The adviser generally defines these companies as those at time of purchase with market capitalizations below \$3 billion or in the range of those market capitalizations of companies included in the Russell 2000 Index at the time of purchase. The capitalization range of the Russell 2000 Index is between \$240 million and \$6.4 billion as of June 30, 2022. The size of the companies included in the Russell 2000 Index will change with market conditions.

The Fund pursues its equity strategy primarily by purchasing exchange-traded funds ("ETFs") that invest principally in equity securities of small cap companies. The adviser does not frequently trade equity securities but seeks to maintain consistent exposure to such companies through its investments in ETFs. The adviser determines which equity securities to purchase based on factors such as price, liquidity, and track record.

### Downside Convexity Option Overlay Strategy

Up to twenty percent of the Fund's net assets will be subject to the Fund's downside convexity option overlay. The downside convexity option overlay consists of purchasing exchange-traded and over the counter ("OTC") put options on the Russell 2000 index or a similar index ETF. When the Fund purchases a put option, the Fund has the right, but not the obligation, to sell a stock or other asset at a specified price (strike price) within a specific time period.

The downside convexity option overlay is a strategic, persistent exposure meant to hedge against market moves and is intended to add convexity to the Fund. If the market goes down, the Fund's returns may fall less than the market because the adviser will sell or exercise the put options. The adviser selects options based upon its evaluation of relative value based on cost, strike price (price that the option can be bought or sold by the option holder) and maturity (the last date the option contract is valid) and will exercise or close the options based on maturity or portfolio rebalancing requirements. The Fund anticipates purchasing options on a monthly, quarterly, and annual basis, depending upon the Fund's rebalancing requirements and the individual option expiration dates. However, the Fund may rebalance its option portfolio on a more frequent basis for a number of reasons such as market volatility renders the protection provided by the option strategy ineffective or an option position has appreciated to the point that it is prudent to decrease the Fund's exposure and realize gains for the Fund's shareholders. While the downside convexity option overlay is intended to protect the Fund from losses, there is no guarantee that it will be able to protect the Fund from losses.

Convexity in the Fund's name is a reference to the mathematical term convexity. The Fund's returns are intended to possess convexity because the relationship between the Fund's returns and market returns is not designed to be linear. That is, if market returns go up and down in a linear fashion, the Fund's returns are expected to rise faster than the market in positive markets; while declining less than the market in negative markets. The value of the Fund's call options is expected to rise in proportion to the rise in value of the underlying assets, but the amount by which the Fund's options increase or decrease in value depends on how far the market has moved from the time the options position was initiated. The value of the Fund's call options may rise faster than the market if the adviser successfully selects options that appreciate in value. Otherwise stated, the term "convexity" in the Fund's name refers to the intended non-linear nature between the Fund's and the market returns; it does not refer to the concept of "bond convexity," which is a measure of the non-linear relationship between bond duration and changes in interest rates.

**Principal Investment Risks:** *As with all funds, there is the risk that you could lose money through your investment in the Fund. Many factors affect the Fund's net asset value and price of shares and performance.*

The following describes the risks the Fund bears with respect to its investments. As with any fund, there is no guarantee that the Fund will achieve its goal.

**Equity Risk.** The net asset value of the Fund will fluctuate based on changes in the value of the equity securities held by the Fund. Equity prices can fall rapidly in response to developments affecting a specific company or industry, or to changing economic, political or market conditions.

**Small and Medium Capitalization Risk.** The earnings and prospects of small and medium sized companies are more volatile than larger companies and may experience higher failure rates than larger companies. Small and medium sized companies normally have a lower trading volume than larger companies, which may tend to make their market price fall more disproportionately than larger companies in response to selling pressures and may have limited markets, product lines, or financial resources and lack management experience.



*Active Management Risk.* The Fund is subject to the risk that the investment management strategy may not produce the intended results and may negatively impact Fund performance. The adviser's overlay strategy will not fully protect the Fund from declines in the market.

*Derivatives Risk.* Options are a derivative investment. The use of derivative instruments involves risks different from, or possibly greater than, the risks associated with investing directly in securities and other traditional investments. These risks include (i) the risk that the counterparty to a derivative transaction may not fulfill its contractual obligations; (ii) risk of mispricing or improper valuation; and (iii) the risk that changes in the value of the derivative may not correlate perfectly with the underlying asset, rate or index. Derivative prices are highly volatile and may fluctuate substantially during a short period of time. Such prices are influenced by numerous factors that affect the markets, including, but not limited to: changing supply and demand relationships; government programs and policies; national and international political and economic events, changes in interest rates, inflation and deflation and changes in supply and demand relationships. Trading derivative instruments involves risks different from, or possibly greater than, the risks associated with investing directly in securities.

*Early Close/Trading Halt Risk.* An exchange or market may close or issue trading halts on specific securities, or the ability to buy or sell certain securities or financial instruments may be restricted, which may prevent the Fund from buying or selling certain securities or financial instruments. In these circumstances, the Fund may be unable to rebalance its portfolio, may be unable to accurately price its investments and may incur substantial trading losses.

*ETF Structure Risks:* The Fund is structured as an ETF and will invest in underlying ETFs. As a result, the Fund is subject to special risks, including:

- *Not Individually Redeemable.* The Fund's shares ("Shares") are not redeemable by retail investors and may be redeemed only by Authorized Participants at net asset value ("NAV") and only in Creation Units. A retail investor generally incurs brokerage costs when selling shares.
- *Trading Issues.* Trading in Shares on NYSE Arca, Inc. (the "Exchange") may be halted due to market conditions or for reasons that, in the view of the Exchange, make trading in Shares inadvisable, such as extraordinary market volatility. There can be no assurance that Shares will continue to meet the listing requirements of the Exchange which may result in the Shares being delisted. An active trading market for the Shares may not be developed or maintained. If the Shares are traded outside a collateralized settlement system, the number of financial institutions that can act as Authorized Participants that can post collateral on an agency basis is limited, which may limit the market for the Shares.
- *Market Price Variance Risk.* The market prices of Shares will fluctuate in response to changes in NAV and supply and demand for Shares and will include a "bid-ask spread" charged by the exchange specialists, market makers or other participants that trade the Shares. There may be times when the market price and the NAV vary significantly. This means that Shares may trade at a discount to NAV.
  - In times of market stress, market makers may step away from their role market making in the Shares and in executing trades, which can lead to differences between the market value of the Shares and the Fund's NAV.
  - The market price of the Shares may deviate from the Fund's NAV, particularly during times of market stress, with the result that investors may pay significantly more or significantly less for the Shares than the Fund's NAV, which is reflected in the bid and ask price for the Shares or in the closing price.
  - In stressed market conditions, the market for the Shares may become less liquid in response to the deteriorating liquidity of the Fund's portfolio. This adverse effect on the liquidity of the Shares may, in turn, lead to differences between the market value of the Shares and the Fund's NAV.
- *Authorized Participant Risk.* Only an Authorized Participant may engage in creation or redemption transactions directly with the Fund. The Fund has a limited number of institutions that may act as an Authorized Participant on an agency basis (i.e., on behalf of other market participants). To the extent that Authorized Participants exit the business or are unable to proceed with creation or redemption orders with respect to the Fund and no other Authorized Participant is able to step forward to create or redeem Creation Units, Fund shares may be more likely to trade at a premium or discount to net asset value and possibly face trading halts or delisting. Authorized Participant concentration risk may be heightened for securities or instruments that have lower trading volumes.

*Leverage Risk.* The use of leverage by the Fund, such as borrowing money to purchase securities or the use of options, will cause the Fund to incur additional expenses and magnify the Fund's gains or losses.



**Limited History Risk.** The Fund is a new ETF and has a limited history of operations for investors to evaluate.

**Market and Geopolitical Risk.** The increasing interconnectivity between global economies and financial markets increases the likelihood that events or conditions in one region or financial market may adversely impact issuers in a different country, region or financial market. Securities in the Fund's portfolio may underperform due to inflation (or expectations for inflation), interest rates, global demand for particular products or resources, natural disasters, pandemics, epidemics, terrorism, international conflicts, regulatory events and governmental or quasi-governmental actions. The occurrence of global events similar to those in recent years may result in market volatility and may have long term effects on both the U.S. and global financial markets. The novel coronavirus (COVID-19) global pandemic and the aggressive responses taken by many governments, including closing borders, restricting international and domestic travel, and the imposition of prolonged quarantines or similar restrictions, as well as the forced or voluntary closure of, or operational changes to, many retail and other businesses had negative impacts, and in many cases severe negative impacts, on markets worldwide. It is not known how long such impacts, or any future impacts of other significant events described above, will or would last, but there could be a prolonged period of global economic slowdown, which may impact your Fund investment.

**Option Risk.** As the buyer of a put option, the Fund risks losing the entire premium invested in the option if the Fund does not exercise the option.

**Over-the-Counter Market Risk.** Securities and options traded in over-the-counter markets may trade less frequently and in limited volumes and thus exhibit more volatility and liquidity risk, and the prices paid by the Fund in over-the-counter transactions may include an undisclosed dealer markup. The Fund is also exposed to default by the over-the-counter option writer who may be unwilling or unable to perform its contractual obligations to the Fund.

**Underlying Fund Risk.** ETFs in which the Fund invests are subject to investment advisory and other expenses, which will be indirectly paid by the Fund. As a result, the cost of investing in the Fund will be higher than the cost of investing directly in the ETFs and may be higher than other funds that invest directly in stocks and bonds. Each of the ETFs is subject to its own specific risks, but the adviser expects the principal investments risks of such ETFs will be similar to the risks of investing in the Fund.

**Performance:** Because the Fund has only recently commenced investment operations, no performance information is presented for the Fund at this time. In the future, performance information will be presented in this section of the Prospectus. Also, shareholder reports containing financial and performance information will be mailed to shareholder semi-annually. Updated performance information will be available at no cost by visiting [www.simplify.us/etfs](http://www.simplify.us/etfs) or by calling 1 (855) 772-8488.

**Investment Adviser:** Simplify Asset Management Inc. (the "Adviser")

**Portfolio Managers:** Paul Kim, Chief Executive Officer of the Adviser, David Berns, Chief Investment Officer of the Adviser, and Michael Green, Managing Director and Chief Strategist of the Adviser, have each served the Fund as a portfolio manager since it commenced operations in January 2022. Mr. Kim, Mr. Berns, and Mr. Green are jointly and primarily responsible for the management of the Fund.

**Purchase and Sale of Fund Shares:** The Fund will issue and redeem Shares at NAV only in large blocks of 25,000 Shares (each block of Shares is called a "Creation Unit"). Creation Units are issued and redeemed primarily in-kind for securities but may include cash. Individual Shares may only be purchased and sold in secondary market transactions through brokers. Except when aggregated in Creation Units in transactions with Authorized Participants, the Shares are not redeemable securities of the Fund.

Shares of the Fund are listed for trading on the Exchange and trade at market prices rather than NAV. Shares of the Fund may trade at a price that is greater than, at, or less than NAV. An investor may incur costs attributable to the difference between the highest price a buyer is willing to pay to purchase shares of the Fund (bid) and the lowest price a seller is willing to accept for shares of the Fund (ask) when buying or selling shares in the secondary market.

**Tax Information:** The Fund's distributions generally will be taxable as ordinary income or long-term capital gains. A sale of Shares may result in capital gain or loss.

**Payments to Broker-Dealers and Other Financial Intermediaries:** If you purchase the Fund through a broker-dealer or other financial intermediary (such as a bank), the Fund and its related companies may pay the intermediary for the sale of Fund shares and related services. These payments may create a conflict of interest by influencing the broker-dealer or other intermediary and your salesperson to recommend the Fund over another investment. Ask your salesperson or visit your financial intermediary's website for more information.





## FUND SUMMARY - SIMPLIFY HEDGED EQUITY ETF

**Investment Objective:** The Simplify Hedged Equity ETF (the “Fund” or “HEQT”) seeks to provide capital appreciation.

**Fees and Expenses of the Fund:** This table describes the fees and expenses that you may pay if you buy, sell, and hold shares of the Fund. Investors purchasing or selling shares of the Fund in the secondary market may be subject to costs (including customary brokerage commissions) charged by their broker. These costs are not included in the expense example below.

<b>Annual Fund Operating Expenses</b> (expenses that you pay each year as a percentage of the value of your investment)	
Management Fees	0.50%
Distribution and Service (12b-1) Fees	0.00%
Other Expenses	0.00%
Interest Expense	0.00%
Acquired Fund Fees and Expenses <sup>(1)</sup>	0.03%
<b>Total Annual Fund Operating Expenses</b>	<b>0.53%</b>

- (1) Acquired Fund Fees and Expenses, which are estimated for the Fund’s initial fiscal year, are the indirect costs of investing in other investment companies. The operating expenses in this fee table will not correlate to the expense ratio in the Fund’s financial highlights because the financial statements include only the direct operating expenses incurred by the Fund.

**Example:** This Example is intended to help you compare the cost of investing in the Fund with the cost of investing in other mutual funds.

The Example assumes that you invest \$10,000 in the Fund for the time periods indicated and then redeem all of your shares at the end of those periods. The Example also assumes that your investment has a 5% return each year and that the Fund’s operating expenses remain the same. Although your actual costs may be higher or lower, based upon these assumptions your costs would be:

<b>1 Year</b>	<b>3 Years</b>	<b>5 Years</b>	<b>10 Years</b>
\$54	\$170	\$296	\$665

**Portfolio Turnover:** The Fund pays transaction costs, such as commissions, when it buys and sells securities (or “turns over” its portfolio). A higher portfolio turnover rate may indicate higher transaction costs and may result in higher taxes when Fund shares are held in a taxable account. These costs, which are not reflected in annual fund operating expenses or in the Example, affect the Fund’s performance. During the period November 1, 2021 (commencement of operations) through June 30, 2022, the Fund’s portfolio turnover rate was 2% of the average value of its portfolio.

**Principal Investment Strategies:** The adviser seeks to achieve the Fund's investment objective by investing primarily in equity securities and applying an option overlay known as a "put/spread collar" strategy.

#### Equity Strategy

Under normal circumstances, the Fund invests at least 80% of its net assets (plus any borrowings for investment purposes) in equity securities, primarily by purchasing exchange-traded funds ("ETFs") that seek to track the investment results of the S&P 500 Index. The Fund typically invests at least 80% of the Fund's portfolio in underlying ETFs. The adviser does not frequently trade ETFs but seeks to maintain consistent exposure to the S&P 500 Index.

#### Put/Spread Collar Strategy

The Fund also purchases and sells exchange traded put options and sells exchange traded call options in the execution of an option overlay strategy known as a "put/spread collar" strategy. Up to twenty percent of the Fund's net asset value will be subject to the "put/spread collar" strategy. The options used are based either on the S&P 500 Index itself or ETFs that seek to replicate the S&P 500 Index ("S&P 500 ETFs"). This strategy seeks to provide investors with downside protection from the put options as well as income from the index call options in an effort to reduce the risk and volatility associated with typical long-only equity strategies. If the Fund purchases a call option, the Fund has the right, but not the obligation, to buy a stock or other asset at a specified price (strike price) within a specific time period. If the Fund purchases a put option, the Fund has the right, but not the obligation, to sell a stock or other asset at a specified price (strike price) within a specific time period.

The Fund creates a put/spread collar by buying a put option on the S&P 500 Index or an S&P 500 ETF at a higher strike price and selling a put option on that index or ETF at a relatively lower strike price, resulting in what is known as a put option spread. At the same time, the Fund will sell a call option on the S&P 500 Index or an S&P 500 ETF. The Fund may determine to create more than one put/spread collar as Fund assets increase. The put option spread is generally maintained so that the Fund is protected from a decrease in the market (as measured by the S&P 500 Index) of five to twenty percent. The options are reset on at least a quarterly basis to respond to current market conditions. The adviser utilizes a five to twenty percent range in order to align with other similar low volatility strategies. The put option spread is a strategic, persistent exposure meant to hedge against a portion of market declines. If the market goes down, the Fund's returns may fall less than the market because the adviser will sell or exercise the put options. The value of the Fund's put options is expected to decrease in proportion to the decrease in value of the underlying assets, but the amount by which the Fund's options increase or decrease in value depends on how far the market has moved from the time the options position was initiated and the relative strike prices of the purchased and sold put options. By selling call options in return for the receipt of premiums, the Fund will give up the opportunity to benefit from potential increases in the value of the S&P 500 ETFs above the exercise prices of such options. By purchasing put options in return for the payment of premiums, the Fund may be protected from a significant decline in the price of the S&P 500 ETFs if the put options become in the money (where the put option's strike price is greater than the market price of the underlying asset), but during periods where the S&P 500 ETFs appreciate, the Fund will underperform due to the cost of the premiums paid and the increased value of call sold.

The put/spread collar seeks to protect the Fund against a decline in value, and its execution tends to be less expensive than a strategy of only purchasing put options. The premiums received from writing index call options are designed to provide income, and those premiums can help offset the cost of the put option spread. Any savings generated between the premiums received from writing index call options and the premiums of the put options are passed on to shareholders. This strategy, however, provides investors less downside risk when there is only a small decline in the price of the stock. This is because the protection offered by the collar is limited to the extent of the difference between the strike prices of the put option purchased and the put option sold. This means that the strategy will not be effective as a strategy of put options only would be in protecting the Fund from steeper declines. On the other hand, the use of call options limits the Fund's ability to profit from increases in the value of its equity portfolio because when markets are rising, the call option will likely be exercised once the market price rises to the option's strike price.

*Use of Futures.* In addition to the use of options in the put/spread collar strategy described above, the Fund may use futures contracts (derivative contracts that obligate the buyer or seller to transact at a set price and predetermined time), primarily futures on indexes, to more effectively gain targeted equity exposure from its cash positions and to hedge the Fund's portfolio if it is unable to purchase or write the necessary options for its overlay strategy.

**Principal Investment Risks:** *As with all funds, there is the risk that you could lose money through your investment in the Fund. Many factors affect the Fund's NAV and price of shares and performance.*

The following describes the risks the Fund bears with respect to its investments. As with any fund, there is no guarantee that the Fund will achieve its goal.

*Equity Risk.* The net asset value of the Fund will fluctuate based on changes in the value of the equity securities held by the Fund. Equity prices can fall rapidly in response to developments affecting a specific company or industry, or to changing economic, political or market conditions.

*Put/Spread Collar Strategy Risk.* The put/collar strategy used to seek to protect the Fund against a decline in value may not work as intended. The Fund's collar strategy will consist of call options positions and long put options positions. By selling call options in return for the receipt of premiums, the Fund will give up the opportunity to benefit from potential increases in the value of the S&P 500 ETFs above the exercise prices of such options. By purchasing put options in return for the payment of premiums, the Fund may be protected from a significant decline in the price of the S&P 500 ETFs if the put options become in the money, but during periods where the S&P 500 ETFs appreciate, the Fund will underperform due to the cost of the premiums paid and the increased value of call sold. Investors who purchase shares of the Fund when the Fund's put/collar strategy is not active may experience different levels of downside protection and upside participation depending on market performance. In addition, the Fund's ability to sell the securities underlying the options will be limited while the options are in effect unless the Fund cancels out the options positions through the purchase or sale of offsetting identical options prior to the expiration of the options. Exchanges may suspend the trading of options in volatile markets. If trading is suspended, the Fund may be unable to purchase or sell options at times that may be desirable or advantageous to do so, which may increase the risk of tracking error. The Fund's returns will not match that of a fund that invests solely in securities listed on the S&P 500 index.

*Active Management Risk.* The Fund is subject to the risk that the investment management strategy may not produce the intended results and may negatively impact Fund performance.

*Derivatives Risk.* Options are a derivative investment. The use of derivative instruments involves risks different from, or possibly greater than, the risks associated with investing directly in securities and other traditional investments. These risks include (i) the risk that the counterparty to a derivative transaction may not fulfill its contractual obligations; (ii) risk of mispricing or improper valuation; and (iii) the risk that changes in the value of the derivative may not correlate perfectly with the underlying asset, rate or index. Derivative prices are highly volatile and may fluctuate substantially during a short period of time. Such prices are influenced by numerous factors that affect the markets, including, but not limited to: changing supply and demand relationships; government programs and policies; national and international political and economic events, changes in interest rates, inflation and deflation and changes in supply and demand relationships.

*Early Close/Trading Halt Risk.* An exchange or market may close or issue trading halts on specific securities, or the ability to buy or sell certain securities or financial instruments may be restricted, which may prevent the Fund from buying or selling certain securities or financial instruments. In these circumstances, the Fund may be unable to rebalance its portfolio, may be unable to accurately price its investments and may incur substantial trading losses.

*ETF Structure Risks.* The Fund is structured as an ETF and will invest in underlying ETFs. As a result, the Fund is subject to special risks, including:

- *Not Individually Redeemable.* The Fund's shares ("Shares") are not redeemable by retail investors and may be redeemed only by authorized participants ("Authorized Participants") at net asset value ("NAV") and only in Creation Units. A retail investor generally incurs brokerage costs when selling shares.
- *Trading Issues.* Trading in Shares on the NYSE Arca, Inc. (the "Exchange") may be halted due to market conditions or for reasons that, in the view of the Exchange, make trading in Shares inadvisable, such as extraordinary market volatility. There can be no assurance that Shares will continue to meet the listing requirements of the Exchange which may result in the Shares being delisted. An active trading market for the Shares may not be developed or maintained. If the Shares are traded outside a collateralized settlement system, the number of financial institutions that can act as Authorized Participants that can post collateral on an agency basis is limited, which may limit the market for the Shares.

- *Market Price Variance Risk.* The market prices of Shares will fluctuate in response to changes in NAV and supply and demand for Shares and will include a “bid-ask spread” charged by the exchange specialists, market makers or other participants that trade the Shares. There may be times when the market price and the NAV vary significantly. This means that Shares may trade at a discount to NAV.
  - In times of market stress, market makers may step away from their role market making in the Shares and in executing trades, which can lead to differences between the market value of the Shares and the Fund’s NAV.
  - The market price of the Shares may deviate from the Fund’s NAV, particularly during times of market stress, with the result that investors may pay significantly more or significantly less for the Shares than the Fund’s NAV, which is reflected in the bid and ask price for the Shares or in the closing price.
  - In stressed market conditions, the market for the Shares may become less liquid in response to the deteriorating liquidity of the Fund’s portfolio. This adverse effect on the liquidity of the Shares may, in turn, lead to differences between the market value of the Shares and the Fund’s NAV.
- *Authorized Participant Risk.* Only an Authorized Participant may engage in creation or redemption transactions directly with the Fund. The Fund has a limited number of institutions that may act as an Authorized Participant on an agency basis (i.e., on behalf of other market participants). To the extent that Authorized Participants exit the business or are unable to proceed with creation or redemption orders with respect to the Fund and no other Authorized Participant is able to step forward to create or redeem Creation Units, Fund shares may be more likely to trade at a premium or discount to net asset value and possibly face trading halts or delisting. Authorized Participant concentration risk may be heightened for securities or instruments that have lower trading volumes.

*Futures Risk.* The Fund’s use of futures involves risks different from, or possibly greater than, the risks associated with investing directly in securities and other traditional investments. These risks include (i) leverage risk (ii) risk of mispricing or improper valuation; and (iii) the risk that changes in the value of the futures contract may not correlate perfectly with the underlying index.

*Large Capitalization Risk.* Large-capitalization companies may be less able than smaller capitalization companies to adapt to changing market conditions. Large-capitalization companies may be more mature and subject to more limited growth potential compared with smaller capitalization companies. During different market cycles, the performance of large capitalization companies has trailed the overall performance of the broader securities markets.

*Leverage Risk.* The use of leverage by the Fund, such as borrowing money to purchase securities or the use of options, will cause the Fund to incur additional expenses and magnify the Fund’s gains or losses.

*Limited History Risk.* The Fund is a new ETF and has a limited history of operations for investors to evaluate.

*Market and Geopolitical Risk.* The increasing interconnectivity between global economies and financial markets increases the likelihood that events or conditions in one region or financial market may adversely impact issuers in a different country, region or financial market. Securities in the Fund’s portfolios may underperform due to inflation (or expectations for inflation), interest rates, global demand for particular products or resources, natural disasters, pandemics, epidemics, terrorism, international conflicts, regulatory events and governmental or quasi-governmental actions. The occurrence of global events similar to those in recent years may result in market volatility and may have long term effects on both the U.S. and global financial markets. The novel coronavirus (COVID-19) global pandemic and the aggressive responses taken by many governments, including closing borders, restricting international and domestic travel, and the imposition of prolonged quarantines or similar restrictions, as well as the forced or voluntary closure of, or operational changes to, many retail and other businesses had negative impacts, and in many cases severe negative impacts, on markets worldwide. It is not known how long such impacts, or any future impacts of other significant events described above, will or would last, but there could be a prolonged period of global economic slowdown, which may impact your Fund investment.

*Underlying Fund Risk.* ETFs in which the Fund invests are subject to investment advisory and other expenses, which will be indirectly paid by the Fund. As a result, the cost of investing in the Fund will be higher than the cost of investing directly in the ETFs and may be higher than other funds that invest directly in stocks and bonds. Each of the ETFs is subject to its own specific risks, but the adviser expects the principal investments risks of such ETFs will be similar to the risks of investing in the Fund.

**Performance:** Because the Fund has only recently commenced investment operations, no performance information is presented for the Fund at this time. In the future, performance information will be presented in this section of the Prospectus. Also, shareholder reports containing financial and performance information will be mailed to shareholder semi-annually. Updated performance information will be available at no cost by visiting [www.simplify.us/etfs](http://www.simplify.us/etfs) or by calling 1 (855) 772-8488.

**Investment Adviser:** Simplify Asset Management Inc. (the “Adviser”)

**Portfolio Managers:** Paul Kim, Chief Executive Officer of the Adviser, David Berns, Chief Investment Officer of the Adviser, and Michael Green, Managing Director and Chief Strategist of the Adviser, have each served the Fund as a portfolio manager since it commenced operations in October 2021. Mr. Kim, Mr. Berns, and Mr. Green are jointly and primarily responsible for the management of the Fund.

**Purchase and Sale of Fund Shares:** The Fund will issue and redeem Shares at NAV only in large blocks of 25,000 Shares (each block of Shares is called a “Creation Unit”). Creation Units are issued and redeemed primarily in-kind for securities but may include cash. Individual Shares may only be purchased and sold in secondary market transactions through brokers. Except when aggregated in Creation Units in transactions with Authorized Participants, the Shares are not redeemable securities of the Fund.

Shares of the Fund are listed for trading on the Exchange and trade at market prices rather than NAV. Shares of the Fund may trade at a price that is greater than, at, or less than NAV.

**Tax Information:** The Fund’s distributions generally will be taxable as ordinary income or long-term capital gains. A sale of Shares may result in capital gain or loss.

**Payments to Broker-Dealers and Other Financial Intermediaries:** If you purchase the Fund through a broker-dealer or other financial intermediary (such as a bank), the Fund and its related companies may pay the intermediary for the sale of Fund shares and related services. These payments may create a conflict of interest by influencing the broker-dealer or other intermediary and your salesperson to recommend the Fund over another investment. Ask your salesperson or visit your financial intermediary’s website for more information.

## FUND SUMMARY - SIMPLIFY AGGREGATE BOND PLUS CREDIT HEDGE ETF

**Investment Objective:** Simplify Aggregate Bond PLUS Credit Hedge ETF (the “Fund” or “AGGH”) seeks to maximize total return by investing primarily in investment grade bonds while mitigating credit risk.

**Fees and Expenses of the Fund:** This table describes the fees and expenses that you may pay if you buy, sell, and hold shares of the Fund. Investors purchasing or selling shares of the Fund in the secondary market may be subject to costs (including customary brokerage commissions) charged by their broker. These costs are not included in the expense example below.

<b>Annual Fund Operating Expenses</b> (expenses that you pay each year as a percentage of the value of your investment)	
Management Fees	0.50%
Distribution and Service (12b-1) Fees	0.00%
Acquired Fund Fees and Expenses <sup>(1)</sup>	0.05%
Total Annual Fund Operating Expenses	0.55%
Fee Waiver and Reimbursement <sup>(2)</sup>	(0.25)%
Total Annual Fund Operating Expenses After Fee Waiver	0.30%

- (1) Acquired Fund Fees and Expenses, which are estimated for the Fund’s initial fiscal period, are the indirect costs of investing in other investment companies. The operating expenses in this fee table will not correlate to the expense ratio in the Fund’s financial highlights because the financial statements include only the direct operating expenses incurred by the Fund.
- (2) The Fund’s adviser has contractually agreed, until at least October 31, 2023, to waive its management fees and/or pay or absorb the Fund’s expenses, in order to limit the amount of “Specified Expenses” borne by the Fund to 0.25% of the Fund’s average daily net assets. “Specified Expenses” means all ordinary operating expenses of the Fund including management fees, except for interest expenses, taxes, brokerage expenses, Rule 12b-1 fees (if any), acquired fund fees and expenses, and expenses incidental to a meeting of the Fund’s shareholders. The fee waiver is subject to recoupment if such recoupment can be achieved within the lesser of the foregoing expense limits or those in place at the time of recapture. Any waived fees may only be recouped within three years from the date when the amount was waived or reimbursed. This agreement may be terminated only by the Trust’s Board of Trustees on 60 days’ written notice to the Fund’s adviser.

**Example:** This Example is intended to help you compare the cost of investing in the Fund with the cost of investing in mutual funds and other exchange traded funds.

The Example assumes that you invest \$10,000 in the Fund for the time periods indicated and then redeem all of your shares at the end of those periods. The Example also assumes that your investment has a 5% return each year and that the Fund’s operating expenses remain the same. Although your actual costs may be higher or lower, based upon these assumptions your costs would be:

<b>1 Year</b>	<b>3 Years</b>
\$31	\$151

**Portfolio Turnover:** The Fund pays transaction costs, such as commissions, when it buys and sells securities (or “turns over” its portfolio). A higher portfolio turnover rate may indicate higher transaction costs and may result in higher taxes when Fund shares are held in a taxable account. These costs, which are not reflected in annual fund operating expenses or in the Example, affect the Fund’s performance. During the period February 14, 2022 (commencement of operations) through June 30, 2022, the Fund’s portfolio turnover rate was 14% of the average value of its portfolio.

**Principal Investment Strategies:** The adviser seeks to achieve the Fund's investment objective by investing in investment grade bonds primarily by purchasing exchange traded funds and applying a credit hedge overlay to the Fund's investments.

#### Bond Strategy

The Fund has adopted a non-fundamental investment policy that, under normal circumstances, the Fund will invest at least 80% of its net assets (plus any borrowings for investment purposes) in U.S. investment grade bonds primarily by purchasing exchange traded funds ("ETFs").

The Fund pursues its strategy primarily by purchasing ETFs that invest principally in the U.S. investment grade bonds. The adviser does not frequently trade securities but seeks to maintain consistent exposure to such companies through its investments in ETFs. The adviser determines which ETFs to purchase based on factors such as price, liquidity, and track record. The adviser selects ETFs that are representative of an asset class, have a minimum five-year track record, adequate trading volume relative to the Fund's size.

The underlying ETFs that the Fund will invest in may target bonds with different maturities, durations, and quality requirements in connection with their investment strategies. Duration is a measure of price sensitivity of a debt security or a portfolio of debt securities to relative changes in interest rates. For instance, a duration of "five years" means that a security's or portfolio's price would be expected to decrease by approximately 5% with a 1% increase in interest rates (assuming a parallel shift in yield curve). Maturity is the period during which its owner will receive interest payments on the investment. When the bond reaches maturity, the Fund is repaid its par, or face value. A bond's quality is a reference to the grade given to a bond by a rating service that indicates its credit quality. The rating takes into consideration a bond issuer's financial strength or its ability to pay a bond's principal and interest in a timely fashion. For instance, a "AAA" high-grade rated bond offers more security and lower profit potential (lower yield) than a "B-" rated speculative bond.

#### Credit Hedge Strategy

The Fund may invest up to 20% of the Fund's portfolio in derivatives. The derivatives overlay consists of purchasing exchange-traded and over the counter ("OTC") put and call options on equity indexes, ETFs, and by purchasing total return swaps. When the Fund purchases a call option, the Fund has the right, but not the obligation, to buy a stock or other asset at a specified price (strike price) within a specific time period. When the Fund purchases a put option, the Fund has the right, but not the obligation, to sell a stock or other asset at a specified price (strike price) within a specific time period. The Fund will invest in total return swaps that use investment grade or high yield debt instruments or investment grade or high yield indexes as reference assets and equity indexes or ETFs.

The adviser selects derivatives based upon its evaluation of relative value based on cost, strike price (price that the option can be bought or sold by the option holder) and maturity (the last date the option contract is valid) and will exercise or close the options based typically on maturity. The adviser anticipates purchasing and selling its derivatives on a monthly, quarterly, and annual basis, depending upon the Fund's rebalancing requirements and expiration dates. However, the adviser may rebalance the Fund's derivative portfolio on a more frequent basis for a number of reasons such as when market volatility renders the protection provided by the derivative strategy ineffective or a derivative position has appreciated to the point that it is prudent to decrease the Fund's exposure and realize gains for the Fund's shareholders. While the use of derivatives is intended to improve the Fund's performance, there is no guarantee that it will do so.

**Principal Investment Risks:** *As with all funds, there is the risk that you could lose money through your investment in the Fund. Many factors affect the Fund's net asset value and price of shares and performance.*

The following describes the risks the Fund bears with respect to its investments. As with any fund, there is no guarantee that the Fund will achieve its goal.

**Fixed Income Securities.** When the Fund invests in fixed income securities, the value of your investment in the Fund will fluctuate with changes in interest rates. Typically, a rise in interest rates causes a decline in the value of fixed income securities owned by the Fund. In general, the market price of fixed income securities with longer maturities will increase or decrease more in response to changes in interest rates than shorter-term securities. Other risk factors include credit risk (the debtor may default), extension risk (an issuer may exercise its right to repay principal on a fixed rate obligation held by the Fund later than expected), and prepayment risk (the debtor may pay its obligation early, reducing the amount of interest payments). These risks could affect the value of a particular investment by the Fund, possibly causing the Fund's share price and total return to be reduced and fluctuate more than other types of investments.





*Active Management Risk.* The Fund is subject to the risk that the investment management strategy may not produce the intended results and may negatively impact Fund performance. The adviser's overlay strategy will not fully protect the Fund from declines in the market.

*Derivatives Risk.* The use of derivative instruments involves risks different from, or possibly greater than, the risks associated with investing directly in securities and other traditional investments. These risks include (i) the risk that the counterparty to a derivative transaction may not fulfill its contractual obligations; (ii) risk of mispricing or improper valuation; and (iii) the risk that changes in the value of the derivative may not correlate perfectly with the underlying asset, rate or index. Derivative prices are highly volatile and may fluctuate substantially during a short period of time. Such prices are influenced by numerous factors that affect the markets, including, but not limited to: changing supply and demand relationships; government programs and policies; national and international political and economic events, changes in interest rates, inflation and deflation and changes in supply and demand relationships. Trading derivative instruments involves risks different from, or possibly greater than, the risks associated with investing directly in securities.

*Early Close/Trading Halt Risk.* An exchange or market may close or issue trading halts on specific securities, or the ability to buy or sell certain securities or financial instruments may be restricted, which may prevent the Fund from buying or selling certain securities or financial instruments. In these circumstances, the Fund may be unable to rebalance its portfolio, may be unable to accurately price its investments and may incur substantial trading losses.

*Equity Risk.* The net asset value of the Fund will fluctuate based on changes in the value of the equity securities held by the Fund. Equity prices can fall rapidly in response to developments affecting a specific company or industry, or to changing economic, political or market conditions.

*ETF Structure Risks.* The Fund is structured as an ETF and will invest in underlying ETFs. As a result, the Fund is subject to special risks, including:

- *Not Individually Redeemable.* The Fund's shares ("Shares") are not redeemable by retail investors and may be redeemed only by Authorized Participants at net asset value ("NAV") and only in Creation Units. A retail investor generally incurs brokerage costs when selling shares.
- *Trading Issues.* Trading in Shares on NYSE Arca, Inc. (the "Exchange") may be halted due to market conditions or for reasons that, in the view of the Exchange, make trading in Shares inadvisable, such as extraordinary market volatility. There can be no assurance that Shares will continue to meet the listing requirements of the Exchange which may result in the Shares being delisted. An active trading market for the Shares may not be developed or maintained. If the Shares are traded outside a collateralized settlement system, the number of financial institutions that can act as Authorized Participants that can post collateral on an agency basis is limited, which may limit the market for the Shares.
- *Market Price Variance Risk.* The market prices of Shares will fluctuate in response to changes in NAV and supply and demand for Shares and will include a "bid-ask spread" charged by the exchange specialists, market makers or other participants that trade the Shares. There may be times when the market price and the NAV vary significantly. This means that Shares may trade at a discount to NAV.
  - In times of market stress, market makers may step away from their role market making in the Shares and in executing trades, which can lead to differences between the market value of the Shares and the Fund's NAV.
  - The market price of the Shares may deviate from the Fund's NAV, particularly during times of market stress, with the result that investors may pay significantly more or significantly less for the Shares than the Fund's NAV, which is reflected in the bid and ask price for the Shares or in the closing price.
  - In stressed market conditions, the market for the Shares may become less liquid in response to the deteriorating liquidity of the Fund's portfolio. This adverse effect on the liquidity of the Shares may, in turn, lead to differences between the market value of the Shares and the Fund's NAV.

- *Authorized Participant Risk.* Only an Authorized Participant may engage in creation or redemption transactions directly with the Fund. The Fund has a limited number of institutions that may act as an Authorized Participant on an agency basis (i.e., on behalf of other market participants). To the extent that Authorized Participants exit the business or are unable to proceed with creation or redemption orders with respect to the Fund and no other Authorized Participant is able to step forward to create or redeem Creation Units, Fund shares may be more likely to trade at a premium or discount to net asset value and possibly face trading halts or delisting. Authorized Participant concentration risk may be heightened for securities or instruments that have lower trading volumes.

*Large Capitalization Risk.* Large-capitalization companies may be less able than smaller capitalization companies to adapt to changing market conditions. Large-capitalization companies may be more mature and subject to more limited growth potential compared with smaller capitalization companies. During different market cycles, the performance of large capitalization companies has trailed the overall performance of the broader securities markets.

*Leverage Risk.* The use of leverage by the Fund, such as the use of options, will cause the Fund to incur additional expenses and magnify the Fund's gains or losses.

*Limited History Risk.* The Fund is a new ETF and has a limited history of operations for investors to evaluate.

*Market and Geopolitical Risk.* The increasing interconnectivity between global economies and financial markets increases the likelihood that events or conditions in one region or financial market may adversely impact issuers in a different country, region or financial market. Securities in the Fund's portfolios may underperform due to inflation (or expectations for inflation), interest rates, global demand for particular products or resources, natural disasters, pandemics, epidemics, terrorism, international conflicts, regulatory events and governmental or quasi-governmental actions. The occurrence of global events similar to those in recent years may result in market volatility and may have long term effects on both the U.S. and global financial markets. The novel coronavirus (COVID-19) global pandemic and the aggressive responses taken by many governments, including closing borders, restricting international and domestic travel, and the imposition of prolonged quarantines or similar restrictions, as well as the forced or voluntary closure of, or operational changes to, many retail and other businesses had negative impacts, and in many cases severe negative impacts, on markets worldwide. It is not known how long such impacts, or any future impacts of other significant events described above, will or would last, but there could be a prolonged period of global economic slowdown, which may impact your Fund investment.

*Option Risk.* As the buyer of put and call options, the Fund risks losing the entire premium invested in the option if the Fund does not exercise the option.

*Over-the-Counter Market Risk.* Securities and options traded in over-the-counter markets may trade less frequently and in limited volumes and thus exhibit more volatility and liquidity risk, and the prices paid by the Fund in over-the-counter transactions may include an undisclosed dealer markup. The Fund is also exposed to default by the over-the-counter option writer who may be unwilling or unable to perform its contractual obligations to the Fund.

*Swap Risk.* Swaps are subject to tracking risk because they may not be perfect substitutes for the instruments they are intended to hedge or replace. Over the counter swaps are subject to counterparty default. Leverage inherent in derivatives will tend to magnify the Fund's losses.

*Underlying Fund Risk.* ETFs in which the Fund invests are subject to investment advisory and other expenses, which will be indirectly paid by the Fund. As a result, the cost of investing in the Fund will be higher than the cost of investing directly in the ETFs and may be higher than other funds that invest directly in stocks and bonds. Each of the ETFs is subject to its own specific risks, but the adviser expects the principal investments risks of such ETFs will be similar to the risks of investing in the Fund.

**Performance:** Because the Fund has only recently commenced investment operations, no performance information is presented for the Fund at this time. In the future, performance information will be presented in this section of the Prospectus. Also, shareholder reports containing financial and performance information will be mailed to shareholder semi-annually. Updated performance information will be available at no cost by visiting [www.simplify.us/etfs](http://www.simplify.us/etfs) or by calling 1 (855) 772-8488.

**Investment Adviser:** Simplify Asset Management Inc.

**Portfolio Managers:** Harley Bassman, Managing Partner & Convexity Maven, Paul Kim, Chief Executive Officer of the Adviser, David Berns, Chief Investment Officer of the Adviser, and Michael Green, Managing Director and Chief Strategist of the Adviser, have each served the Fund as a portfolio manager since it commenced operations in February 2022. Mr. Kim, Mr. Berns, Mr. Bassman, and Mr. Green are jointly and primarily responsible for the management of the Fund.

**Purchase and Sale of Fund Shares:** The Fund will issue and redeem Shares at NAV only in large blocks of 25,000 Shares (each block of Shares is called a “Creation Unit”). Creation Units are issued and redeemed primarily in-kind for securities but may include cash. Individual Shares may only be purchased and sold in secondary market transactions through brokers. Except when aggregated in Creation Units in transactions with Authorized Participants, the Shares are not redeemable securities of the Fund.

Shares of the Fund are listed for trading on the Exchange and trade at market prices rather than NAV. Shares of the Fund may trade at a price that is greater than, at, or less than NAV. An investor may incur costs attributable to the difference between the highest price a buyer is willing to pay to purchase shares of the Fund (bid) and the lowest price a seller is willing to accept for shares of the Fund (ask) when buying or selling shares in the secondary market.

**Tax Information:** The Fund’s distributions generally will be taxable as ordinary income or long-term capital gains. A sale of Shares may result in capital gain or loss.

**Payments to Broker-Dealers and Other Financial Intermediaries:** If you purchase the Fund through a broker-dealer or other financial intermediary (such as a bank), the Fund and its related companies may pay the intermediary for the sale of Fund shares and related services. These payments may create a conflict of interest by influencing the broker-dealer or other intermediary and your salesperson to recommend the Fund over another investment. Ask your salesperson or visit your financial intermediary’s website for more information.

## FUND SUMMARY - SIMPLIFY HIGH YIELD PLUS CREDIT HEDGE ETF

**Investment Objective:** Simplify High Yield PLUS Credit Hedge ETF (the “Fund” or “CDX”) seeks to maximize current income by investing primarily in high-yield bonds while mitigating credit risk.

**Fees and Expenses of the Fund:** This table describes the fees and expenses that you may pay if you buy, sell, and hold shares of the Fund. Investors purchasing or selling shares of the Fund in the secondary market may be subject to costs (including customary brokerage commissions) charged by their broker. These costs are not included in the expense example below.

<b>Annual Fund Operating Expenses</b> (expenses that you pay each year as a percentage of the value of your investment)	
Management Fees	0.50%
Distribution and Service (12b-1) Fees	0.00%
Total Annual Fund Operating Expenses	0.50%
Fee Waiver and Reimbursement <sup>(1)</sup>	(0.25)%
Total Annual Fund Operating Expenses After Fee Waiver	0.25%

- (1) The Fund’s adviser has contractually agreed, until at least October 31, 2023, to waive its management fees and/or pay or absorb the Fund’s expenses, in order to limit the amount of “Specified Expenses” borne by the Fund to 0.25% of the Fund’s average daily net assets. “Specified Expenses” means all ordinary operating expenses of the Fund including management fees, except for interest expenses, taxes, brokerage expenses, Rule 12b-1 fees (if any), acquired fund fees and expenses, and expenses incidental to a meeting of the Fund’s shareholders. The fee waiver is subject to recoupment if such recoupment can be achieved within the lesser of the foregoing expense limits or those in place at the time of recapture. Any waived fees may only be recouped within three years from the date when the amount was waived or reimbursed. This agreement may be terminated only by the Trust’s Board of Trustees on 60 days’ written notice to the Fund’s adviser.

**Example:** This Example is intended to help you compare the cost of investing in the Fund with the cost of investing in mutual funds and other exchange traded funds.

The Example assumes that you invest \$10,000 in the Fund for the time periods indicated and then redeem all of your shares at the end of those periods. The Example also assumes that your investment has a 5% return each year and that the Fund’s operating expenses remain the same. Although your actual costs may be higher or lower, based upon these assumptions your costs would be:

<b>1 Year</b>	<b>3 Years</b>
\$26	\$135

**Portfolio Turnover:** The Fund pays transaction costs, such as commissions, when it buys and sells securities (or “turns over” its portfolio). A higher portfolio turnover rate may indicate higher transaction costs and may result in higher taxes when Fund shares are held in a taxable account. These costs, which are not reflected in annual fund operating expenses or in the Example, affect the Fund’s performance. During the period February 14, 2022 (commencement of operations) through June 30, 2022, the Fund’s portfolio turnover rate was 77% of the average value of its portfolio.

**Principal Investment Strategies:** The adviser seeks to achieve the Fund's investment objective by investing in high yield bonds also known as "junk bonds" primarily by purchasing exchange traded funds and applying a credit hedge derivatives strategy to the Fund's investments.

#### High Yield Strategy

The Fund has adopted a non-fundamental investment policy that, under normal circumstances, the Fund will invest at least 80% of its net assets (plus any borrowings for investment purposes) in high yield securities. The Fund defines junk bonds as those rated below Baa3 by Moody's Investors Service or below BBB- by Standard and Poor's Rating Group, or, if unrated, determined by the adviser to be of similar credit quality. The adviser does not frequently trade securities but seeks to maintain consistent exposure to such companies through its investments in ETFs. The adviser determines which securities to purchase based on factors such as price, liquidity, and track record.

The underlying exchange traded funds that the Fund will invest in may target high yield bonds with different maturities, durations, and quality requirements in connection with their investment strategies. Duration is a measure of price sensitivity of a debt security or a portfolio of debt securities to relative changes in interest rates. For instance, a duration of "five years" means that a security's or portfolio's price would be expected to decrease by approximately 5% with a 1% increase in interest rates (assuming a parallel shift in yield curve). Maturity is the period during which its owner will receive interest payments on the investment. When the bond reaches maturity, the Fund is repaid its par, or face value. A bond's quality is a reference to the grade given to a bond by a rating service that indicates its credit quality. The rating takes into consideration a bond issuer's financial strength or its ability to pay a bond's principal and interest in a timely fashion. For instance, a "AAA" high-grade rated bond offers more security and lower profit potential (lower yield) than a "B-" rated speculative bond.

#### Credit Hedge Strategy

The Fund may invest up to 20% of the Fund's portfolio in derivatives. The derivatives overlay consists of purchasing exchange-traded and over the counter ("OTC") put and call options on the equity or fixed income index or equity or fixed income ETFs and by purchasing total return swaps. When the Fund purchases a call option, the Fund has the right, but not the obligation, to buy a stock or other asset at a specified price (strike price) within a specific time period. When the Fund purchases a put option, the Fund has the right, but not the obligation, to sell a stock or other asset at a specified price (strike price) within a specific time period. The Fund will invest in total return swaps that use fixed income instruments or fixed income indexes or ETFs as reference assets, and equity indexes or equity ETFs.

The adviser selects derivatives based upon its evaluation of relative value based on cost, strike price (price that the option can be bought or sold by the option holder) and maturity (the last date the option contract is valid) and will exercise or close the options based typically on maturity. The adviser anticipates purchasing and selling its derivatives on a monthly, quarterly, and annual basis, depending upon the Fund's rebalancing requirements and expiration dates. However, the adviser may rebalance the Fund's derivative portfolio on a more frequent basis for a number of reasons such as when market volatility renders the protection provided by the derivative strategy ineffective or a derivative position has appreciated to the point that it is prudent to decrease the Fund's exposure and realize gains for the Fund's shareholders. While the use of derivatives is intended to improve the Fund's performance, there is no guarantee that it will do so.

**Principal Investment Risks:** *As with all funds, there is the risk that you could lose money through your investment in the Fund. Many factors affect the Fund's net asset value and price of shares and performance.*

The following describes the risks the Fund bears with respect to its investments. As with any fund, there is no guarantee that the Fund will achieve its goal.

**Junk Bond Risk.** Lower-quality bonds, known as "high yield" or "junk" bonds, present greater risk than bonds of higher quality, including an increased risk of default. An economic downturn or period of rising interest rates could adversely affect the market for these bonds and reduce the Fund's ability to sell its bonds. Longer maturity and longer duration bond prices will decline more in response to rising interest rates. The lack of a liquid market for these bonds could decrease the Fund's share price.

**Active Management Risk.** The Fund is subject to the risk that the investment management strategy may not produce the intended results and may negatively impact Fund performance. The adviser's overlay strategy will not fully protect the Fund from declines in the market.

*Derivatives Risk.* The use of derivative instruments involves risks different from, or possibly greater than, the risks associated with investing directly in securities and other traditional investments. These risks include (i) the risk that the counterparty to a derivative transaction may not fulfill its contractual obligations; (ii) risk of mispricing or improper valuation; and (iii) the risk that changes in the value of the derivative may not correlate perfectly with the underlying asset, rate or index. Derivative prices are highly volatile and may fluctuate substantially during a short period of time. Such prices are influenced by numerous factors that affect the markets, including, but not limited to: changing supply and demand relationships; government programs and policies; national and international political and economic events, changes in interest rates, inflation and deflation and changes in supply and demand relationships. Trading derivative instruments involves risks different from, or possibly greater than, the risks associated with investing directly in securities.

*Early Close/Trading Halt Risk.* An exchange or market may close or issue trading halts on specific securities, or the ability to buy or sell certain securities or financial instruments may be restricted, which may prevent the Fund from buying or selling certain securities or financial instruments. In these circumstances, the Fund may be unable to rebalance its portfolio, may be unable to accurately price its investments and may incur substantial trading losses.

*ETF Structure Risks:* The Fund is structured as an ETF and will invest in underlying ETFs. As a result, the Fund is subject to special risks, including:

- *Not Individually Redeemable.* The Fund's shares ("Shares") are not redeemable by retail investors and may be redeemed only by Authorized Participants at net asset value ("NAV") and only in Creation Units. A retail investor generally incurs brokerage costs when selling shares.
- *Trading Issues.* Trading in Shares on NYSE Arca, Inc. (the "Exchange") may be halted due to market conditions or for reasons that, in the view of the Exchange, make trading in Shares inadvisable, such as extraordinary market volatility. There can be no assurance that Shares will continue to meet the listing requirements of the Exchange which may result in the Shares being delisted. An active trading market for the Shares may not be developed or maintained. If the Shares are traded outside a collateralized settlement system, the number of financial institutions that can act as Authorized Participants that can post collateral on an agency basis is limited, which may limit the market for the Shares.
- *Market Price Variance Risk.* The market prices of Shares will fluctuate in response to changes in NAV and supply and demand for Shares and will include a "bid-ask spread" charged by the exchange specialists, market makers or other participants that trade the Shares. There may be times when the market price and the NAV vary significantly. This means that Shares may trade at a discount to NAV.
  - In times of market stress, market makers may step away from their role market making in the Shares and in executing trades, which can lead to differences between the market value of the Shares and the Fund's NAV.
  - The market price of the Shares may deviate from the Fund's NAV, particularly during times of market stress, with the result that investors may pay significantly more or significantly less for the Shares than the Fund's NAV, which is reflected in the bid and ask price for the Shares or in the closing price.
  - In stressed market conditions, the market for the Shares may become less liquid in response to the deteriorating liquidity of the Fund's portfolio. This adverse effect on the liquidity of the Shares may, in turn, lead to differences between the market value of the Shares and the Fund's NAV.
- *Authorized Participant Risk.* Only an Authorized Participant may engage in creation or redemption transactions directly with the Fund. The Fund has a limited number of institutions that may act as an Authorized Participant on an agency basis (i.e., on behalf of other market participants). To the extent that Authorized Participants exit the business or are unable to proceed with creation or redemption orders with respect to the Fund and no other Authorized Participant is able to step forward to create or redeem Creation Units, Fund shares may be more likely to trade at a premium or discount to net asset value and possibly face trading halts or delisting. Authorized Participant concentration risk may be heightened for securities or instruments that have lower trading volumes.

*Leverage Risk.* The use of leverage by the Fund, such as the use of derivatives, will cause the Fund to incur additional expenses and magnify the Fund's gains or losses.

*Limited History Risk.* The Fund is a new ETF and has a limited history of operations for investors to evaluate.



**Market and Geopolitical Risk.** The increasing interconnectivity between global economies and financial markets increases the likelihood that events or conditions in one region or financial market may adversely impact issuers in a different country, region or financial market. Securities in the Funds' portfolios may underperform due to inflation (or expectations for inflation), interest rates, global demand for particular products or resources, natural disasters, pandemics, epidemics, terrorism, international conflicts, regulatory events and governmental or quasi-governmental actions. The occurrence of global events similar to those in recent years may result in market volatility and may have long term effects on both the U.S. and global financial markets. The novel coronavirus (COVID-19) global pandemic and the aggressive responses taken by many governments, including closing borders, restricting international and domestic travel, and the imposition of prolonged quarantines or similar restrictions, as well as the forced or voluntary closure of, or operational changes to, many retail and other businesses, had negative impacts, and in many cases severe negative impacts, on markets worldwide. It is not known how long such impacts, or any future impacts of other significant events described above, will or would last, but there could be a prolonged period of global economic slowdown, which may impact your Fund investment.

**Option Risk.** As the buyer of a put or call options, the Fund risks losing the entire premium invested in the option if the Fund does not exercise the option.

**Over-the-Counter Market Risk.** Securities and options traded in over-the-counter markets may trade less frequently and in limited volumes and thus exhibit more volatility and liquidity risk, and the prices paid by the Fund in over-the-counter transactions may include an undisclosed dealer markup. The Fund is also exposed to default by the over-the-counter option writer who may be unwilling or unable to perform its contractual obligations to the Fund.

**Swap Risk.** Swaps are subject to tracking risk because they may not be perfect substitutes for the instruments they are intended to hedge or replace. Over the counter swaps are subject to counterparty default. Leverage inherent in derivatives will tend to magnify the Fund's losses.

**Underlying Fund Risk.** ETFs in which the Fund invests are subject to investment advisory and other expenses, which will be indirectly paid by the Fund. As a result, the cost of investing in the Fund will be higher than the cost of investing directly in the ETFs and may be higher than other funds that invest directly in stocks and bonds. Each of the ETFs is subject to its own specific risks, but the adviser expects the principal investments risks of such ETFs will be similar to the risks of investing in the Fund.

**Performance:** Because the Fund has only recently commenced investment operations, no performance information is presented for the Fund at this time. In the future, performance information will be presented in this section of the Prospectus. Also, shareholder reports containing financial and performance information will be mailed to shareholder semi-annually. Updated performance information will be available at no cost by visiting [www.simplify.us/etfs](http://www.simplify.us/etfs) or by calling 1 (855) 772-8488.

**Investment Adviser:** Simplify Asset Management Inc. (the "Adviser")

**Portfolio Managers:** Harley Bassman, Managing Partner & Convexity Maven, Paul Kim, Chief Executive Officer of the Adviser, David Berns, Chief Investment Officer of the Adviser, and Michael Green, Managing Director and Chief Strategist of the Adviser, have each served the Fund as a portfolio manager since it commenced operations in February 2022. Mr. Kim, Mr. Berns, Mr. Bassman, and Mr. Green are jointly and primarily responsible for the management of the Fund.

**Purchase and Sale of Fund Shares:** The Fund will issue and redeem Shares at NAV only in large blocks of 25,000 Shares (each block of Shares is called a "Creation Unit"). Creation Units are issued and redeemed primarily in-kind for securities but may include cash. Individual Shares may only be purchased and sold in secondary market transactions through brokers. Except when aggregated in Creation Units in transactions with Authorized Participants, the Shares are not redeemable securities of the Fund.

Shares of the Fund are listed for trading on the Exchange and trade at market prices rather than NAV. Shares of the Fund may trade at a price that is greater than, at, or less than NAV. An investor may incur costs attributable to the difference between the highest price a buyer is willing to pay to purchase shares of the Fund (bid) and the lowest price a seller is willing to accept for shares of the Fund (ask) when buying or selling shares in the secondary market.

**Tax Information:** The Fund's distributions generally will be taxable as ordinary income or long-term capital gains. A sale of Shares may result in capital gain or loss.

**Payments to Broker-Dealers and Other Financial Intermediaries:** If you purchase the Fund through a broker-dealer or other financial intermediary (such as a bank), the Fund and its related companies may pay the intermediary for the sale of Fund shares and related services. These payments may create a conflict of interest by influencing the broker-dealer or other intermediary and your salesperson to recommend the Fund over another investment. Ask your salesperson or visit your financial intermediary's



website for more information.

## FUND SUMMARY - SIMPLIFY MACRO STRATEGY ETF

**Investment Objective:** Simplify Macro Strategy ETF (the “Fund” or “FIG”) seeks to provide absolute returns.

**Fees and Expenses of the Fund:** This table describes the fees and expenses that you may pay if you buy, sell, and hold shares of the Fund. **Investors purchasing or selling shares of the Fund in the secondary market may be subject to costs (including customary brokerage commissions) charged by their broker.** These costs are not included in the expense example below.

<b>Annual Fund Operating Expenses</b> (expenses that you pay each year as a percentage of the value of your investment)	
Management Fees	0.75%
Distribution and Service (12b-1) Fees	0.00%
Acquired Fund Fees and Expenses <sup>(1)</sup>	0.22%
Total Annual Fund Operating Expenses	0.97%
Fee Waiver and/or Expense Reimbursement <sup>(2)</sup>	(0.25)%
Total Annual Fund Operating Expenses After Fee Waiver and/or Expense Reimbursement	0.72%

- (1) Acquired Fund Fees and Expenses, which are estimated for the Fund’s initial fiscal period, are the indirect costs of investing in other investment companies. The operating expenses in this fee table will not correlate to the expense ratio in the Fund’s financial highlights because the financial statements include only the direct operating expenses incurred by the Fund.
- (2) The Fund’s adviser has contractually agreed, until at least October 31, 2023, to waive its management fees and/or pay or absorb the Fund’s expenses, in order to limit the amount of “Specified Expenses” borne by the Fund to 0.50% of the Fund’s average daily net assets. “Specified Expenses” means all ordinary operating expenses of the Fund, including management fees, except for interest expenses, taxes, brokerage expenses, Rule 12b-1 fees (if any), acquired fund fees and expenses, and expenses incidental to a meeting of the Fund’s shareholders. The fee waiver is subject to recoupment if such recoupment can be achieved within the lesser of the foregoing expense limits or those in place at the time of recapture. Any waived fees may be recouped within three years from the date when the amount was waived or reimburses. This agreement may be terminated only by the Trust’s Board of Trustees on 60 days’ written notice to the Fund’s adviser

**Example:** This Example is intended to help you compare the cost of investing in the Fund with the cost of investing in other mutual funds.

The Example assumes that you invest \$10,000 in the Fund for the time periods indicated and then redeem all of your shares at the end of those periods. The Example also assumes that your investment has a 5% return each year and that the Fund’s operating expenses remain the same. Although your actual costs may be higher or lower, based upon these assumptions your costs would be:

1 Year	3 Years
\$74	\$284

**Portfolio Turnover:** The Fund pays transaction costs, such as commissions, when it buys and sells securities (or “turns over” its portfolio). A higher portfolio turnover rate may indicate higher transaction costs and may result in higher taxes when Fund shares are held in a taxable account. These costs, which are not reflected in annual fund operating expenses or in the Example, affect the Fund’s performance. During the period May 16, 2022 (commencement of operations) through June 30, 2022, the Fund’s portfolio turnover rate was 11% of the average value of its portfolio.

**Principal Investment Strategies:** The Fund is an actively managed exchange-traded fund (“ETF”) that seeks to create a long bias cross-asset portfolio by investing in equity, fixed income, and alternative ETFs and derivatives. A long bias cross-asset portfolio is a risk-balanced portfolio of asset classes structured to provide equity-like returns with less risk and more consistent returns. Macro in the Fund’s name is a reference to the adviser’s investment and trading strategy that is based on its economic interpretation of

large economic events on the national, regional, and global scale.

Equity, Fixed Income, and Alternative Strategy

The Fund will primarily invest in equity, fixed income, and alternative ETFs that are managed by the adviser. The Fund classifies fixed income ETFs as ETFs that invest in debt securities of any credit quality or maturity. Fixed income ETFs may invest in securities with credit quality below investment grade (commonly referred to as “junk bonds”). The Fund defines junk bonds as those rated below Baa3 by Moody’s Investors Service or below BBB- by Standard and Poor’s Rating Group, or, if unrated, determined by the adviser to be of similar credit quality. Equity ETFs are ETFs that invest in the equity securities of U.S. companies. The Fund defines Alternatives ETFs as ETFs that invest in a variety of assets including commodity, and foreign exchange futures contracts, VIX short term futures (futures on CBOE Volatility Index), high yield related fixed income and high-income generating ETFs.

### Derivatives Overlay

The Fund may invest up to 20% of the Fund's portfolio in derivatives. Such derivatives include equity, treasury, commodity, and currency futures (derivative contracts that obligate the buyer or seller to transact at a set price and predetermined time) and exchange-traded and over the counter ("OTC") put and call options on equities, treasuries, commodities, and currencies or futures. When the Fund purchases a call option, the Fund has the right, but not the obligation, to buy an asset at a specified price (strike price) within a specific time period. When the Fund purchases a put option, the Fund has the right, but not the obligation, to sell an asset at a specified price (strike price) within a specific time period. The Fund may invest in total return swaps such as swaps on high yield debt instruments or high yield indexes or equity indexes as reference assets.

The option overlay is a strategic, persistent exposure meant to partially hedge against market declines. If the market goes up, the Fund's returns may outperform the market because the adviser will sell or exercise the call options. If the market goes down, the Fund's returns may fall less than the market because the adviser will sell or exercise the put options.

The adviser selects derivatives based upon its evaluation of relative value based on cost, strike price (price that the option can be bought or sold by the option holder) and maturity (the last date the option contract is valid) and will exercise or close the options typically based on maturity. The adviser anticipates purchasing and selling its derivatives on a monthly, quarterly, and annual basis, depending upon the Fund's rebalancing requirements and expiration dates. However, the adviser may rebalance the Fund's derivative portfolio on a more frequent basis for a number of reasons such as when market volatility renders the protection provided by the derivative strategy ineffective or a derivative position has appreciated to the point that it is prudent to decrease the Fund's exposure and realize gains for the Fund's shareholders. While the use of derivatives is intended to improve the Fund's performance, there is no guarantee that it will do so.

The Fund executes a portion of its alternative strategy and derivatives overlay strategy indirectly by investing in a wholly-owned subsidiary. The Fund gains exposure to certain investments related to these strategies by investing up to 25% of its assets in a wholly-owned subsidiary of the Fund organized under the laws of the Cayman Islands (the "Subsidiary"). The Subsidiary is advised by Simplify Asset Management Inc., the Fund's investment advisor. Unlike the Fund, the Subsidiary is not an investment company registered under the Investment Company Act of 1940, as amended (the "1940 Act"). The Fund's investment in the Subsidiary is intended to provide the Fund with exposure to Alternative ETFs and commodity-linked derivatives in accordance with applicable tax rules and regulations.

**Principal Investment Risks:** *As with all funds, there is the risk that you could lose money through your investment in the Fund. Many factors affect the Fund's net asset value and price of shares and performance.*

The following describes the risks the Fund bears with respect to its investments. As with any fund, there is no guarantee that the Fund will achieve its goal.

*Active Management Risk.* The Fund is subject to the risk that the investment management strategy may not produce the intended results and may negatively impact Fund performance. The adviser's overlay strategy will not fully protect the Fund from declines in the market.

*Affiliated Investment Company Risk.* The Fund will invest in affiliated underlying funds (the "Affiliated Funds"), unaffiliated underlying funds, or a combination of both. The adviser, therefore, is subject to conflicts of interest in allocating the Fund's assets among the Affiliated Funds. The adviser will receive more revenue to the extent it selects Affiliated Fund rather than an unaffiliated fund for inclusion in the Fund's portfolio. In addition, the adviser may have an incentive to allocate the Fund's assets to those Affiliated Funds for which the net advisory fees payable to the adviser are higher than the fees payable by other Affiliated Funds. The adviser has agreed to waive any portion of its management fee earned by investing the Fund's assets invested in an Affiliated Fund.

*Derivatives Risk.* The use of derivative instruments involves risks different from, or possibly greater than, the risks associated with investing directly in securities and other traditional investments. These risks include (i) the risk that the counterparty to a derivative transaction may not fulfil its contractual obligations; (ii) risk of mispricing or improper valuation; and (iii) the risk that changes in the value of the derivative may not correlate perfectly with the underlying asset, rate or index. Derivative prices are highly volatile and may fluctuate substantially during a short period of time. Such prices are influenced by numerous factors that affect the markets, including, but not limited to: changing supply and demand relationships; government programs and policies; national and international political and economic events, changes in interest rates, inflation and deflation and changes in supply and demand relationships. Trading derivative instruments involves risks different from, or possibly greater than, the risks associated with investing directly in securities.



*Early Close/Trading Halt Risk.* An exchange or market may close or issue trading halts on specific securities, or the ability to buy or sell certain securities or financial instruments may be restricted, which may prevent the Fund from buying or selling certain securities or financial instruments. In these circumstances, the Fund may be unable to rebalance its portfolio, may be unable to accurately price its investments and may incur substantial trading losses.

*ETF Structure Risks:* The Fund is structured as an ETF and will invest in underlying ETFs. As a result, the Fund is subject to special risks, including:

- *Not Individually Redeemable.* The Fund's shares ("Shares") are not redeemable by retail investors and may be redeemed only by Authorized Participants at net asset value ("NAV") and only in Creation Units. A retail investor generally incurs brokerage costs when selling shares.
- *Trading Issues.* Trading in Shares on NYSE Arca, Inc. (the "Exchange") may be halted due to market conditions or for reasons that, in the view of the Exchange, make trading in Shares inadvisable, such as extraordinary market volatility. There can be no assurance that Shares will continue to meet the listing requirements of the Exchange which may result in the Shares being delisted. An active trading market for the Shares may not be developed or maintained. If the Shares are traded outside a collateralized settlement system, the number of financial institutions that can act as Authorized Participants that can post collateral on an agency basis is limited, which may limit the market for the Shares.
- *Market Price Variance Risk.* The market prices of Shares will fluctuate in response to changes in NAV and supply and demand for Shares and will include a "bid-ask spread" charged by the exchange specialists, market makers or other participants that trade the Shares. There may be times when the market price and the NAV vary significantly. This means that Shares may trade at a discount to NAV.
  - In times of market stress, market makers may step away from their role market making in the Shares and in executing trades, which can lead to differences between the market value of the Shares and the Fund's NAV.
  - The market price of the Shares may deviate from the Fund's NAV, particularly during times of market stress, with the result that investors may pay significantly more or significantly less for the Shares than the Fund's NAV, which is reflected in the bid and ask price for the Shares or in the closing price.
  - In stressed market conditions, the market for the Shares may become less liquid in response to the deteriorating liquidity of the Fund's portfolio. This adverse effect on the liquidity of the Shares may, in turn, lead to differences between the market value of the Shares and the Fund's NAV.
- *Authorized Participant Risk.* Only an Authorized Participant may engage in creation or redemption transactions directly with the Fund. The Fund has a limited number of institutions that may act as an Authorized Participant on an agency basis (i.e., on behalf of other market participants). To the extent that Authorized Participants exit the business or are unable to proceed with creation or redemption orders with respect to the Fund and no other Authorized Participant is able to step forward to create or redeem Creation Units, Fund shares may be more likely to trade at a premium or discount to net asset value and possibly face trading halts or delisting. Authorized Participant concentration risk may be heightened for securities or instruments that have lower trading volumes.

*Foreign Exchange Risk.* Because options held by the Fund may trade on foreign exchanges that are closed when the Fund's primary listing exchange is open, there are likely to be deviations between the current price of a security and the security's last quoted price from the closed foreign market. This may result in premiums and discounts that are greater than those experienced by domestic ETFs.

*Futures Contract Risk.* The primary risks associated with the use of futures contracts are (a) the imperfect correlation between the change in market value of the instruments held by the Fund and the price of the forward or futures contract; (b) possible lack of a liquid secondary market for a forward or futures contract and the resulting inability to close a forward or futures contract when desired; (c) investments in futures contracts involves leverage, which means a small percentage of assets in futures can have a disproportionately large impact on the Fund and the Fund can lose more than the principal amount invested; (d) losses caused by unanticipated market movements, which are potentially unlimited; (e) the adviser's inability to predict correctly the direction of securities prices, interest rates, currency exchange rates and other economic factors; (f) the possibility that the counterparty will default in the performance of its obligations; and (g) if the Fund has insufficient cash, it may have to sell securities from its portfolio to meet daily variation margin requirements, and the Fund may have to sell securities at a time when it may be disadvantageous to do so.



***Large Capitalization Risk.*** Large-capitalization companies may be less able than smaller capitalization companies to adapt to changing market conditions. Large-capitalization companies may be more mature and subject to more limited growth potential compared with smaller capitalization companies. During different market cycles, the performance of large capitalization companies has trailed the overall performance of the broader securities markets.

***Leverage Risk.*** The use of leverage by the Fund, such as the use of options or futures, will cause the Fund to incur additional expenses and magnify the Fund's gains or losses.

***Limited History Risk.*** The Fund is a new ETF and has a limited history of operations for investors to evaluate.

***Market and Geopolitical Risk.*** The increasing interconnectivity between global economies and financial markets increases the likelihood that events or conditions in one region or financial market may adversely impact issuers in a different country, region or financial market. Securities in the Fund's portfolios may underperform due to inflation (or expectations for inflation), interest rates, global demand for particular products or resources, natural disasters, pandemics, epidemics, terrorism, international conflicts, regulatory events and governmental or quasi-governmental actions. The occurrence of global events similar to those in recent years may result in market volatility and may have long term effects on both the U.S. and global financial markets. The novel coronavirus (COVID-19) global pandemic and the aggressive responses taken by many governments, including closing borders, restricting international and domestic travel, and the imposition of prolonged quarantines or similar restrictions, as well as the forced or voluntary closure of, or operational changes to, many retail and other businesses had negative impacts, and in many cases severe negative impacts, on markets worldwide. It is not known how long such impacts, or any future impacts of other significant events described above, will or would last, but there could be a prolonged period of global economic slowdown, which may impact your Fund investment.

***Option Risk.*** As the buyer of a put or call option, the Fund risks losing the entire premium invested in the option if the Fund does not exercise the option.

***Over-the-Counter Market Risk.*** Securities and options traded in over-the-counter markets may trade less frequently and in limited volumes and thus exhibit more volatility and liquidity risk, and the prices paid by the Fund in over-the-counter transactions may include an undisclosed dealer markup. The Fund is also exposed to default by the over-the-counter option writer who may be unwilling or unable to perform its contractual obligations to the Fund.

***Subsidiary Investment Risk.*** Changes in the laws of the United States and/or the Cayman Islands, under which the Fund and the Subsidiary are organized, respectively, could result in the inability of the Fund to operate as intended and could negatively affect the Fund and its shareholders. The Subsidiary is not registered under the 1940 Act and is not subject to all the investor protections of the 1940 Act. Thus, the Fund, as an investor in the Subsidiary, will not have all the protections offered to investors in registered investment companies.

***Swap Risk.*** Swaps are subject to tracking risk because they may not be perfect substitutes for the instruments they are intended to hedge or replace. Over the counter swaps are subject to counterparty default. Leverage inherent in derivatives will tend to magnify the Fund's losses.

***Underlying Fund Risk.*** ETFs in which the Fund invests are subject to investment advisory and other expenses, which will be indirectly paid by the Fund. As a result, the cost of investing in the Fund will be higher than the cost of investing directly in the ETFs and may be higher than other funds that invest directly in stocks and bonds. Each of the ETFs is subject to its own specific risks, but the adviser expects the principal investments risks of such ETFs will be similar to the risks of investing in the Fund.

**Performance:** Because the Fund has only recently commenced investment operations, no performance information is presented for the Fund at this time. In the future, performance information will be presented in this section of the Prospectus. Also, shareholder reports containing financial and performance information will be mailed to shareholder semi-annually. Updated performance information will be available at no cost by visiting [www.simplify.us/etfs](http://www.simplify.us/etfs) or by calling 1 (855) 772-8488.

**Investment Adviser:** Simplify Asset Management Inc. (the "Adviser").

**Portfolio Managers:** Michael Green, Managing Director and Chief Strategist of the Adviser, Paul Kim, Chief Executive Officer of the Adviser, and David Berns, Chief Investment Officer of the Adviser, have each served the Fund as a portfolio manager since it commenced operations in March 2022. Mr. Green, Mr. Kim, and Mr. Berns are jointly and primarily responsible for the management of the Fund.



**Purchase and Sale of Fund Shares:** The Fund will issue and redeem Shares at NAV only in large blocks of 25,000 Shares (each block of Shares is called a “Creation Unit”). Creation Units are issued and redeemed primarily in-kind for securities but may include cash. Individual Shares may only be purchased and sold in secondary market transactions through brokers. Except when aggregated in Creation Units in transactions with Authorized Participants, the Shares are not redeemable securities of the Fund.

Shares of the Fund are listed for trading on the Exchange and trade at market prices rather than NAV. Shares of the Fund may trade at a price that is greater than, at, or less than NAV. An investor may incur costs attributable to the difference between the highest price a buyer is willing to pay to purchase shares of the Fund (bid) and the lowest price a seller is willing to accept for shares of the Fund (ask) when buying or selling shares in the secondary market.

**Tax Information:** The Fund’s distributions generally will be taxable as ordinary income or long-term capital gains. A sale of Shares may result in capital gain or loss.

**Payments to Broker-Dealers and Other Financial Intermediaries:** If you purchase the Fund through a broker-dealer or other financial intermediary (such as a bank), the Fund and its related companies may pay the intermediary for the sale of Fund shares and related services. These payments may create a conflict of interest by influencing the broker-dealer or other intermediary and your salesperson to recommend the Fund over another investment. Ask your salesperson or visit your financial intermediary’s website for more information.

## FUND SUMMARY - SIMPLIFY MANAGED FUTURES STRATEGY ETF

**Investment Objective:** Simplify Managed Futures Strategy ETF (the “Fund” or “CTA”) seeks long term capital appreciation.

**Fees and Expenses of the Fund:** This table describes the fees and expenses that you may pay if you buy, sell, and hold shares of the Fund. Investors purchasing or selling shares of the Fund in the secondary market may be subject to costs (including customary brokerage commissions) charged by their broker. These costs are not included in the expense example below.

<b>Annual Fund Operating Expenses</b> (expenses that you pay each year as a percentage of the value of your investment)	
Management Fees	0.75%
Distribution and Service (12b-1) Fees	0.00%
Total Annual Fund Operating Expenses	0.75%

**Example:** This Example is intended to help you compare the cost of investing in the Fund with the cost of investing in other mutual funds.

The Example assumes that you invest \$10,000 in the Fund for the time periods indicated and then redeem all of your shares at the end of those periods. The Example also assumes that your investment has a 5% return each year and that the Fund’s operating expenses remain the same. Although your actual costs may be higher or lower, based upon these assumptions your costs would be:

1 Year	3 Years
\$77	\$240

**Portfolio Turnover:** The Fund pays transaction costs, such as commissions, when it buys and sells securities (or “turns over” its portfolio). A higher portfolio turnover rate may indicate higher transaction costs and may result in higher taxes when Fund shares are held in a taxable account. These costs, which are not reflected in annual fund operating expenses or in the Example, affect the Fund’s performance. During the period March 7, 2022 (commencement of operations) through June 30, 2022, the Fund’s portfolio turnover rate was 0% of the aggregate value of the portfolio.

**Principal Investment Strategies:** The adviser seeks to achieve the Fund’s investment objective by investing in various types of futures contracts. The adviser delegates selection of futures contracts for the Fund’s portfolio to a futures adviser, Altis Partners (Jersey) Limited (the “Futures Adviser”).

Under normal market conditions, the Fund invests in a portfolio of equity, U.S. Treasury, commodity, and foreign exchange futures contracts (collectively, “Futures Contracts”). The Fund attempts to capture the economic benefit derived from rising trends based on the price changes of these Futures Contracts. Each month, each Futures Contract will generally be positioned long if it is experiencing a positive price trend. The Fund may take short positions if the Futures contract is experiencing a negative price trend. This positioning is based on a comparison of the recent returns of each Futures Contract and the Futures Adviser’s models that analyze various inputs including measures of relative and absolute momentum signals (prices trending higher or lower over various look back periods). The Fund will also hold short-term U.S. Treasury securities or other high credit quality, short-term fixed-income or similar securities (such as shares of money market funds and collateralized repurchase agreements) for direct investment or as collateral for Futures Contracts. The Fund may also invest up to 100% of its assets in any short-term U.S. Treasury securities or other high credit quality, short-term fixed-income or similar securities (such as shares of money market funds and collateralized repurchase agreements). Reverse repurchase agreements are contracts in which a seller of securities, usually U.S. government securities or other money market instruments, agrees to buy the securities back at a specified time and price. Repurchase agreements are primarily used by the Fund as an indirect means of borrowing.

Typically, the Fund will not invest directly in commodity futures contracts. The Fund expects to gain exposure to these investments by investing up to 25% of its assets in a wholly-owned subsidiary of the Fund organized under the laws of the Cayman Islands (the “Subsidiary”). The Subsidiary is advised by Simplify Asset Management Inc. and the Fund’s investment advisor. Unlike the Fund, the Subsidiary is not an investment company registered under the Investment Company Act of 1940, as amended (the “1940 Act”). The Fund’s investment in the Subsidiary is intended to provide the Fund with exposure to commodity markets in accordance with applicable rules and regulations.

**Principal Investment Risks:** *As with all funds, there is the risk that you could lose money through your investment in the Fund. Many factors affect the Fund’s net asset value and price of shares and performance.*

The following describes the risks the Fund bears with respect to its investments. As with any fund, there is no guarantee that the Fund will achieve its goal.

**Futures Risk.** The Fund’s use of futures involves risks different from, or possibly greater than, the risks associated with investing directly in securities and other traditional investments. These risks include (i) leverage risk (ii) risk of mispricing or improper valuation; and (iii) the risk that changes in the value of the futures contract may not correlate perfectly with the underlying asset. Investments in futures involve leverage, which means a small percentage of assets invested in futures can have a disproportionately large impact on the Fund. This risk could cause the Fund to lose more than the principal amount invested. Futures contracts may become mispriced or improperly valued when compared to the adviser’s expectation and may not produce the desired investment results. Additionally, changes in the value of futures contracts may not track or correlate perfectly with the underlying index because of temporary, or even long-term, supply and demand imbalances and because futures do not pay dividends unlike the stocks upon which they are based.

**Active Management Risk.** The Fund is subject to the risk that the investment management strategy may not produce the intended results and may negatively impact Fund performance.

**Commodity and Currency Risk.** Investments linked to commodity or currency futures contracts can be highly volatile compared to investments in traditional securities, and funds holding instruments linked to commodity or currency futures contracts may experience large losses. The value of instruments linked to commodity or currency futures contracts may be affected by market movements, commodity or currency benchmarks (as the case may be), volatility, changes in interest rates, or factors affecting a particular industry, commodity or currency. For example, commodity futures contracts may be affected by numerous factors, including drought, floods, fires, weather, livestock disease, pipeline ruptures or spills, embargoes, tariffs and international, economic, political or regulatory developments. In particular, trading in natural gas futures contracts (or other financial instruments linked to natural gas) has historically been very volatile and can be expected to be very volatile in the future. High volatility may have an adverse impact on the Fund.

**Derivatives Risk.** The use of derivative instruments involves risks different from, or possibly greater than, the risks associated with investing directly in securities and other traditional investments. These risks include (i) the risk that the counterparty to a derivative transaction may not fulfill its contractual obligations; (ii) risk of mispricing or improper valuation; and (iii) the risk that changes in the value of the derivative may not correlate perfectly with the underlying asset, rate or index. Derivative prices are highly volatile and may fluctuate substantially during a short period of time. Such prices are influenced by numerous factors that affect the markets, including, but not limited to: changing supply and demand relationships; government programs and policies; national and international political and economic events, changes in interest rates, inflation and deflation and changes in supply and demand relationships. Trading derivative instruments involves risks different from, or possibly greater than, the risks associated with investing directly in securities.

**Early Close/Trading Halt Risk.** An exchange or market may close or issue trading halts on specific securities, or the ability to buy or sell certain securities or financial instruments may be restricted, which may prevent the Fund from buying or selling certain securities or financial instruments. In these circumstances, the Fund may be unable to rebalance its portfolio, may be unable to accurately price its investments and may incur substantial trading losses.

*ETF Structure Risks.* The Fund is structured as an ETF and will invest in underlying ETFs. As a result, the Fund is subject to special risks, including:

- *Not Individually Redeemable.* The Fund's shares ("Shares") are not redeemable by retail investors and may be redeemed only by Authorized Participants at net asset value ("NAV") and only in Creation Units. A retail investor generally incurs brokerage costs when selling shares.
- *Trading Issues.* Trading in Shares on NYSE Arca, Inc. (the "Exchange") may be halted due to market conditions or for reasons that, in the view of the Exchange, make trading in Shares inadvisable, such as extraordinary market volatility. There can be no assurance that Shares will continue to meet the listing requirements of the Exchange which may result in the Shares being delisted. An active trading market for the Shares may not be developed or maintained. If the Shares are traded outside a collateralized settlement system, the number of financial institutions that can act as Authorized Participants that can post collateral on an agency basis is limited, which may limit the market for the Shares.
- *Market Price Variance Risk.* The market prices of Shares will fluctuate in response to changes in NAV and supply and demand for Shares and will include a "bid-ask spread" charged by the exchange specialists, market makers or other participants that trade the Shares. There may be times when the market price and the NAV vary significantly. This means that Shares may trade at a discount to NAV.
  - In times of market stress, market makers may step away from their role market making in the Shares and in executing trades, which can lead to differences between the market value of the Shares and the Fund's NAV.
  - The market price of the Shares may deviate from the Fund's NAV, particularly during times of market stress, with the result that investors may pay significantly more or significantly less for the Shares than the Fund's NAV, which is reflected in the bid and ask price for the Shares or in the closing price.
  - In stressed market conditions, the market for the Shares may become less liquid in response to the deteriorating liquidity of the Fund's portfolio. This adverse effect on the liquidity of the Shares may, in turn, lead to differences between the market value of the Shares and the Fund's NAV.
- *Authorized Participant Risk.* Only an Authorized Participant may engage in creation or redemption transactions directly with the Fund. The Fund has a limited number of institutions that may act as an Authorized Participant on an agency basis (i.e., on behalf of other market participants). To the extent that Authorized Participants exit the business or are unable to proceed with creation or redemption orders with respect to the Fund and no other Authorized Participant is able to step forward to create or redeem Creation Units, Fund shares may be more likely to trade at a premium or discount to net asset value and possibly face trading halts or delisting. Authorized Participant concentration risk may be heightened for securities or instruments that have lower trading volumes.

*Foreign Currency Risk.* The Fund holds investments that provide exposure to non-U.S. currencies, currency exchange rates or interest rates denominated in such currencies. Changes in currency exchange rates and the relative value of non-U.S. currencies will affect the value of the Fund's investment and the value of Fund shares. Currency exchange rates can be very volatile and can change quickly and unpredictably. As a result, the value of an investment in the Fund may change quickly and without warning and your investment in the Fund may experience losses.

*Futures Adviser Risk.* The Futures Adviser's judgments about the attractiveness, value and potential appreciation of particular asset classes and securities in which the Fund invests may prove to be incorrect and may not produce the desired results.

*Leverage Risk.* The use of leverage by the Fund, such as the use of options, will cause the Fund to incur additional expenses and magnify the Fund's gains or losses.

*Limited History Risk.* The Fund is a new ETF and has a limited history of operations for investors to evaluate.

*Market and Geopolitical Risk.* The increasing interconnectivity between global economies and financial markets increases the likelihood that events or conditions in one region or financial market may adversely impact issuers in a different country, region or financial market. Securities in the Fund's portfolios may underperform due to inflation (or expectations for inflation), interest rates, global demand for particular products or resources, natural disasters, pandemics, epidemics, terrorism, international conflicts, regulatory events and governmental or quasi-governmental actions. The occurrence of global events similar to those in recent years may result in market volatility and may have long term effects on both the U.S. and global financial markets. The novel coronavirus (COVID-19) global pandemic and the aggressive responses taken by many governments, including closing borders, restricting international and domestic travel, and the imposition of prolonged quarantines or similar restrictions, as well as the forced or voluntary closure of, or operational changes to, many retail and other businesses had negative impacts, and in many cases severe negative impacts, on markets worldwide. It is not known how long such impacts, or any future impacts of other significant events described above, will or would last, but there could be a prolonged period of global economic slowdown, which may impact your Fund investment.

*Over-the-Counter Market Risk.* Securities and options traded in over-the-counter markets may trade less frequently and in limited volumes and thus exhibit more volatility and liquidity risk, and the prices paid by the Fund in over-the-counter transactions may include an undisclosed dealer markup. The Fund is also exposed to default by the over-the-counter option writer who may be unwilling or unable to perform its contractual obligations to the Fund.

*Rolling Futures Contract Risk.* The Fund will invest in and have exposure to Futures Contracts and is subject to risks related to rolling. Rolling occurs when the Fund closes out of a Futures Contract as it nears its expiration and replaces it with a contract that has a later expiration. The Fund does not intend to hold Futures Contracts through expiration, but instead intends to "roll" its futures positions. When the market for these Futures Contracts is such that the prices are higher in the more distant delivery months than in the nearer delivery months, the sale during the course of the "rolling process" of the more nearby contract would take place at a price that is lower than the price of the more distant contract. This pattern of higher Futures Contract prices for longer expiration contracts is often referred to as "contango." Alternatively, when the market for futures contracts is such that the prices are higher in the nearer months than in the more distant months, the sale during the course of the "rolling process" of the more nearby contract would take place at a price that is higher than the price of the more distant contract. This pattern of higher futures prices for shorter expiration futures contracts is referred to as "backwardation." Extended periods of contango or backwardation have occurred in the past and can in the future cause significant losses for the Fund.

*Reverse Repurchase Agreements Risk.* Contracts in which a seller of securities, usually U.S. government securities or other money market instruments, agrees to buy the securities back at a specified time and price. Reverse Repurchase agreements are primarily used by the Fund as a short-term investment vehicle for cash positions.

*Subsidiary Investment Risk.* Changes in the laws of the United States and/or the Cayman Islands, under which the Fund and the Subsidiary are organized, respectively, could result in the inability of the Fund to operate as intended and could negatively affect the Fund and its shareholders. The Subsidiary is not registered under the 1940 Act and is not subject to all the investor protections of the 1940 Act. Thus, the Fund, as an investor in the Subsidiary, will not have all the protections offered to investors in registered investment companies.

*Underlying Fund Risk.* ETFs in which the Fund invests are subject to investment advisory and other expenses, which will be indirectly paid by the Fund. As a result, the cost of investing in the Fund will be higher than the cost of investing directly in the ETFs and may be higher than other funds that invest directly in stocks and bonds. Each of the ETFs is subject to its own specific risks, but the adviser expects the principal investments risks of such ETFs will be similar to the risks of investing in the Fund.

*U.S. Treasury Market Risk.* The U.S. Treasury market can be volatile, and the value of instruments correlated with these markets may fluctuate dramatically from day to day. U.S. Treasury obligations may provide relatively lower returns than those of other securities. Similar to other debt instruments, U.S. Treasury obligations are subject to debt instrument risk and interest rate risk. In addition, changes to the financial condition or credit rating of the U.S. Government may cause the value of U.S. Treasury obligations to decline.

**Performance:** Because the Fund has only recently commenced investment operations, no performance information is presented for the Fund at this time. In the future, performance information will be presented in this section of the Prospectus. Also, shareholder reports containing financial and performance information will be mailed to shareholder semi-annually. Updated performance information will be available at no cost by visiting [www.simplify.us/etfs](http://www.simplify.us/etfs) or by calling 1 (855) 772-8488.

**Investment Adviser:** Simplify Asset Management Inc. (the “Adviser”)

**Futures Adviser:** Altis Partners (Jersey) Limited

**Portfolio Managers:** Paul Kim, Chief Executive Officer of the Adviser, David Berns, Chief Investment Officer of the Adviser, and Michael Green, Managing Director and Chief Strategist of the Adviser, and Ken Miller, Portfolio Manager of the Adviser. Mr. Kim, Mr. Berns, and Mr. Green have each served the Fund as a portfolio manager since it commenced operations in January 2022. Mr. Miller has served the Fund as a Portfolio Manager since May 2022. Mr. Kim, Mr. Berns, Mr. Green and Mr. Miller are jointly and primarily responsible for the management of the Fund.

**Purchase and Sale of Fund Shares:** The Fund will issue and redeem Shares at NAV only in large blocks of 25,000 Shares (each block of Shares is called a “Creation Unit”). Creation Units are issued and redeemed primarily in-kind for securities but may include cash. Individual Shares may only be purchased and sold in secondary market transactions through brokers. Except when aggregated in Creation Units in transactions with Authorized Participants, the Shares are not redeemable securities of the Fund.

Shares of the Fund are listed for trading on the Exchange and trade at market prices rather than NAV. Shares of the Fund may trade at a price that is greater than, at, or less than NAV. An investor may incur costs attributable to the difference between the highest price a buyer is willing to pay to purchase shares of the Fund (bid) and the lowest price a seller is willing to accept for shares of the Fund (ask) when buying or selling shares in the secondary market.

**Tax Information:** The Fund’s distributions generally will be taxable as ordinary income or long-term capital gains. A sale of Shares may result in capital gain or loss.

**Payments to Broker-Dealers and Other Financial Intermediaries:** If you purchase the Fund through a broker-dealer or other financial intermediary (such as a bank), the Fund and its related companies may pay the intermediary for the sale of Fund shares and related services. These payments may create a conflict of interest by influencing the broker-dealer or other intermediary and your salesperson to recommend the Fund over another investment. Ask your salesperson or visit your financial intermediary’s website for more information.

## FUND SUMMARY - SIMPLIFY GOLD STRATEGY ETF

**Investment Objective:** The Simplify Gold Strategy ETF (the “Fund” or “GLDC”) seeks to provide returns that reflect the performance of the price of Gold bullion.

**Fees and Expenses of the Fund:** This table describes the fees and expenses that you may pay if you buy, hold, and sell shares of the Fund. Investors purchasing or selling shares of the Fund in the secondary market may be subject to costs (including customary brokerage commissions) charged by their broker. These costs are not included in the expense example below.

<b>Annual Fund Operating Expenses</b> (expenses that you pay each year as a percentage of the value of your investment)	
Management Fees	0.50%
Distribution and Service (12b-1) Fees	0.00%
Total Annual Fund Operating Expenses	0.50%

**Example:** This Example is intended to help you compare the cost of investing in the Fund with the cost of investing in other mutual funds.

The Example assumes that you invest \$10,000 in the Fund for the time periods indicated and then redeem all of your shares at the end of those periods. The Example also assumes that your investment has a 5% return each year and that the Fund’s operating expenses remain the same. Although your actual costs may be higher or lower, based upon these assumptions your costs would be:

<b>1 Year</b>	<b>3 Years</b>
\$51	\$160

**Portfolio Turnover:** The Fund pays transaction costs, such as commissions, when it buys and sells securities (or “turns over” its portfolio). A higher portfolio turnover rate may indicate higher transaction costs and may result in higher taxes when Fund shares are held in a taxable account. These costs, which are not reflected in annual fund operating expenses or in the Example, affect the Fund’s performance. Since the Fund is not yet operational, it does not have a portfolio turnover rate.

**Principal Investment Strategies:** The adviser seeks to achieve the Fund’s investment objective by investing primarily in gold related exchange traded funds, gold related exchange traded notes, and gold related derivatives.

### Gold Strategy

The Fund will invest in Gold exchange-traded futures contracts, exchange traded funds, exchange traded notes, over-the-counter or exchange-traded derivatives contracts, and cash and cash-like instruments, including U.S. Treasuries and Treasury inflation-protected securities (“TIPS”) or high-quality securities (collectively, “Collateral”). The Collateral may consist of U.S. Government securities, such as bills, notes and bonds issued by the U.S. Treasury; money market funds; exchange traded funds; and/or corporate debt securities, such as commercial paper and other short-term unsecured promissory notes issued by businesses that are rated investment grade or of comparable quality. Such Collateral is designed to provide liquidity, serve as margin or otherwise collateralize investments in exchange-traded futures contracts.

Gold bullion-related ETFs are those that invest primarily in physical Gold bullion and/or over-the-counter or exchange-traded derivatives on Gold bullion such as forward contracts, futures contracts, and options contracts or swap contracts. Gold bullion-related ETNs are those with interest and/or principal payments linked to the price of Gold bullion. Derivatives are primarily used as substitutes for Gold bullion because they are expected to produce returns that are substantially similar to those of Gold bullion. Derivatives used by the Fund are expected to produce a significant portion of the Fund's returns. The Fund does not invest more than 25% of Fund assets in over-the-counter derivative contracts with any one counterparty. Underlying ETFs and ETNs may employ leverage, which magnifies the changes in the underlying Gold index or Gold price upon which they are based.

The Fund expects to gain exposure to the gold market indirectly by investing up to 25% of its total assets (measured at the time of investment) in a wholly-owned and controlled subsidiary (the "Subsidiary"), which is designed to enhance the ability of the Fund to obtain exposure to the commodities market consistent with the limits of the U.S. federal tax law requirements applicable to registered investment companies. Unlike the Fund, the Subsidiary may invest without limitation indirectly in commodity-linked derivatives investments, however, the Subsidiary will comply with the same Investment Company Act of 1940 asset coverage requirements, when viewed on a consolidated basis with the Fund, with respect to its investments in derivatives.

#### Convexity Option Overlay Strategy

Up to twenty percent of the Fund's net assets will be subject to the Fund's convexity option overlay. The option overlay consists of purchasing exchange-traded and over the counter ("OTC") put and call options on gold futures or ETFs. When the Fund purchases a call option, the Fund has the right, but not the obligation, to buy a stock or other asset at a specified price (strike price) within a specific time period. When the Fund purchases a put option, the Fund has the right, but not the obligation, to sell a stock or other asset at a specified price (strike price) within a specific time period.

The option overlay is a strategic, persistent exposure meant to hedge against market moves and to add convexity to the Fund. If the market goes up, the Fund's returns may outperform the market because the adviser will sell or exercise the call options. If the market goes down, the Fund's returns may fall less than the market because the adviser will sell or exercise the put options. The adviser selects options based upon its evaluation of relative value based on cost, strike price (price that the option can be bought or sold by the option holder) and maturity (the last date the option contract is valid) and will exercise or close the options based on maturity or portfolio rebalancing requirements. The Fund anticipates purchasing and selling options on a monthly, quarterly, and annual basis, depending upon the Fund's rebalancing requirements and the individual option expiration dates. However, the Fund may rebalance its option portfolio on a more frequent basis for a number of reasons such as market volatility renders the protection provided by the option strategy ineffective or an option position has appreciated to the point that it is prudent to decrease the Fund's exposure and realize gains for the Fund's shareholders. While the option overlay is intended to improve the Fund's performance, there is no guarantee that it will do so.

Convexity in the Fund's strategy is a reference to the mathematical term convexity. The Fund's returns are anticipated to show convexity because the relationship between the Fund's returns and market returns is not designed to be linear. That is, if market returns go up in a linear fashion, the Fund's returns are expected to rise faster than the market. The value of the Fund's call options is expected to rise in proportion to the rise in value of the underlying assets, but the amount by which the Fund's options increase or decrease in value depends on how far the market has moved from the time the options position was initiated. The value of the Fund's call options may rise faster than the market if the adviser successfully selects options that appreciate in value. The value of the Fund's put options are expected to decrease in proportion to the decrease in the value of the underlying assets, but the amount by which the Fund's put options decrease in value depends on how far the market has moved since from the time the position was initiated. Unless otherwise stated, the term "convexity" in the Fund's strategy refers to the intended non-linear nature between the Fund's and the market returns; it does not refer to the concept of "bond convexity," which is a measure of the non-linear relationship between bond duration and changes in interest rates.

**Principal Investment Risks:** *As with all funds, there is the risk that you could lose money through your investment in the Fund. Many factors affect the Fund's net asset value and price of shares and performance.*

The following describes the risks the Fund bears with respect to its investments. As with any fund, there is no guarantee that the Fund will achieve its goal.



*Gold Risk.* The price of Gold may be volatile and Gold bullion-related ETFs, ETNs and derivatives may be highly sensitive to the price of Gold. The price of Gold bullion can be significantly affected by international monetary and political developments such as currency devaluation or revaluation, central bank movements, economic and social conditions within a country, transactional or trade imbalances, or trade or currency restrictions between countries.

*Active Management Risk.* The Fund is subject to the risk that the investment management strategy may not produce the intended results and may negatively impact Fund performance. The adviser's overlay strategy will not fully protect the Fund from declines in the market.

*Derivatives Risk.* Options are a derivative investment. The use of derivative instruments involves risks different from, or possibly greater than, the risks associated with investing directly in securities and other traditional investments. These risks include (i) the risk that the counterparty to a derivative transaction may not fulfill its contractual obligations; (ii) risk of mispricing or improper valuation; and (iii) the risk that changes in the value of the derivative may not correlate perfectly with the underlying asset, rate or index. Derivative prices are highly volatile and may fluctuate substantially during a short period of time. Such prices are influenced by numerous factors that affect the markets, including, but not limited to: changing supply and demand relationships; government programs and policies; national and international political and economic events, changes in interest rates, inflation and deflation and changes in supply and demand relationships. Trading derivative instruments involves risks different from, or possibly greater than, the risks associated with investing directly in securities.

*Early Close/Trading Halt Risk.* An exchange or market may close or issue trading halts on specific securities, or the ability to buy or sell certain securities or financial instruments may be restricted, which may prevent the Fund from buying or selling certain securities or financial instruments. In these circumstances, the Fund may be unable to rebalance its portfolio, may be unable to accurately price its investments and may incur substantial trading losses.

*ETF Structure Risks.* The Fund is structured as an ETF and will invest in underlying ETFs. As a result, the Fund is subject to special risks, including:

- *Not Individually Redeemable.* The Fund's shares ("Shares") are not redeemable by retail investors and may be redeemed only by authorized participants ("Authorized Participants") at net asset value ("NAV") and only in Creation Units. A retail investor generally incurs brokerage costs when selling shares.
- *Trading Issues.* Trading in Shares on the Nasdaq, Inc. (the "Exchange") may be halted due to market conditions or for reasons that, in the view of the Exchange, make trading in Shares inadvisable, such as extraordinary market volatility. There can be no assurance that Shares will continue to meet the listing requirements of the Exchange which may result in the Shares being delisted. An active trading market for the Shares may not be developed or maintained. If the Shares are traded outside a collateralized settlement system, the number of financial institutions that can act as Authorized Participants that can post collateral on an agency basis is limited, which may limit the market for the Shares.
- *Market Price Variance Risk.* The market prices of Shares will fluctuate in response to changes in NAV and supply and demand for Shares and will include a "bid-ask spread" charged by the exchange specialists, market makers or other participants that trade the Shares. There may be times when the market price and the NAV vary significantly. This means that Shares may trade at a discount to NAV.
  - In times of market stress, market makers may step away from their role market making in the Shares and in executing trades, which can lead to differences between the market value of the Shares and the Fund's NAV.
  - The market price of the Shares may deviate from the Fund's NAV, particularly during times of market stress, with the result that investors may pay significantly more or significantly less the Shares than the Fund's NAV, which is reflected in the bid and ask price for the Shares or in the closing price.
  - In stressed market conditions, the market for the Shares may become less liquid in response to the deteriorating liquidity of the Fund's portfolio. This adverse effect on the liquidity of the Shares may, in turn, lead to differences between the market value of the Shares and the Fund's NAV.

- *Authorized Participant Risk.* Only an Authorized Participant may engage in creation or redemption transactions directly with the Fund. The Fund has a limited number of institutions that may act as an Authorized Participant on an agency basis (i.e., on behalf of other market participants). To the extent that Authorized Participants exit the business or are unable to proceed with creation or redemption orders with respect to the Fund and no other Authorized Participant is able to step forward to create or redeem Creation Units, Fund shares may be more likely to trade at a premium or discount to net asset value and possibly face trading halts or delisting. Authorized Participant concentration risk may be heightened for securities or instruments that have lower trading volumes.

*Futures Contract Risk.* The successful use of futures contracts draws upon the adviser's skill and experience with respect to such instruments and are subject to special risk considerations. The primary risks associated with the use of futures contracts are (a) the imperfect correlation between the change in market value of the instruments held by the Fund and the price of the forward or futures contract; (b) possible lack of a liquid secondary market for a forward or futures contract and the resulting inability to close a forward or futures contract when desired; (c) investments in futures contracts involves leverage, which means a small percentage of assets in futures can have a disproportionately large impact on the Fund and the Fund can lose more than the principal amount invested; (d) losses caused by unanticipated market movements, which are potentially unlimited; (e) the adviser's inability to predict correctly the direction of securities prices, interest rates, currency exchange rates and other economic factors; (f) the possibility that the counterparty will default in the performance of its obligations; and (g) if the Fund has insufficient cash, it may have to sell securities from its portfolio to meet daily variation margin requirements, and the Fund may have to sell securities at a time when it may be disadvantageous to do so.

*Leverage Risk.* The use of leverage by the Fund, such as borrowing money to purchase securities or the use of options, will cause the Fund to incur additional expenses and magnify the Fund's gains or losses.

*Limited History Risk.* The Fund is a new ETF and has a limited history of operations for investors to evaluate.

*Market and Geopolitical Risk.* The increasing interconnectivity between global economies and financial markets increases the likelihood that events or conditions in one region or financial market may adversely impact issuers in a different country, region or financial market. Securities in the Funds' portfolios may underperform due to inflation (or expectations for inflation), interest rates, global demand for particular products or resources, natural disasters, pandemics, epidemics, terrorism, international conflicts, regulatory events and governmental or quasi-governmental actions. The occurrence of global events similar to those in recent years may result in market volatility and may have long term effects on both the U.S. and global financial markets. The novel coronavirus (COVID-19) global pandemic and the aggressive responses taken by many governments, including closing borders, restricting international and domestic travel, and the imposition of prolonged quarantines or similar restrictions, as well as the forced or voluntary closure of, or operational changes to, many retail and other businesses had negative impacts, and in many cases severe negative impacts, on markets worldwide. It is not known how long such impacts, or any future impacts of other significant events described above, will or would last, but there could be a prolonged period of global economic slowdown, which may impact your Fund investment.

*Option Risk.* As the buyer of a put or call option, the Fund risks losing the entire premium invested in the option if the Fund does not exercise the option.

*Over-the-Counter Market Risk.* Securities and options traded in over-the-counter markets may trade less frequently and in limited volumes and thus exhibit more volatility and liquidity risk, and the prices paid by the Fund in over-the-counter transactions may include an undisclosed dealer markup. The Fund is also exposed to default by the over-the-counter option writer who may be unwilling or unable to perform its contractual obligations to the Fund.

*TIPS Risk.* TIPS are debt instruments issued by the by the United States Department of the Treasury. The principal of TIPS increases with inflation and decreases with deflation, as measured by the Consumer Price Index. When TIPS mature, investors are paid the adjusted principal or original principal, whichever is greater. Interest payments on TIPS are unpredictable and will fluctuate as the principal and corresponding interest payments are adjusted for inflation. Inflation-indexed bonds generally pay a lower nominal interest rate than a comparable non-inflation-indexed bond. There can be no assurance that the CPI will accurately measure the real rate of inflation in the prices of goods and services. Any increases in the principal amount of TIPS will be considered taxable ordinary income, even though the Fund or applicable underlying ETF will not receive the principal until maturity. As a result, the Fund may make income distributions to shareholders that exceed the cash it receives. In addition, TIPS are subject to credit risk, interest rate risk, and maturity risk

*Wholly-Owned Subsidiary Risk.* Changes in the laws of the United States and/or the Cayman Islands, under which the Fund and the Subsidiary, respectively, are organized, could result in the inability of the Fund and/or Subsidiary to operate as described in this Prospectus and could negatively affect the Fund and its shareholders. Your cost of investing in the Fund will be higher because you indirectly bear the expenses of the Subsidiary.

**Performance:** Because the Fund has not yet commenced investment operations, no performance information is presented for the Fund at this time. In the future, performance information will be presented in this section of the Prospectus. Also, shareholder reports containing financial and performance information will be mailed to shareholder semi-annually. Updated performance information will be available at no cost by visiting [www.simplify.us/etfs](http://www.simplify.us/etfs) or by calling 1 (855) 772-8488.

**Investment Adviser:** Simplify Asset Management Inc. (the “Adviser”)

**Portfolio Managers:** Paul Kim, Chief Executive Officer of the adviser, and David Berns, Chief Investment Officer of the adviser have each served the Fund as a portfolio manager since it commenced operations. Mr. Kim and Mr. Berns are jointly and primarily responsible for the management of the Fund.

**Purchase and Sale of Fund Shares:** The Fund will issue and redeem Shares at NAV only in large blocks of 25,000 Shares (each block of Shares is called a “Creation Unit”). Creation Units are issued and redeemed primarily in-kind for securities but may include cash. Individual Shares may only be purchased and sold in secondary market transactions through brokers. Except when aggregated in Creation Units in transactions with Authorized Participants, the Shares are not redeemable securities of the Fund.

Shares of the Fund are listed for trading on the Exchange and trade at market prices rather than NAV. Shares of the Fund may trade at a price that is greater than, at, or less than NAV.

**Tax Information:** The Fund’s distributions generally will be taxable as ordinary income or long-term capital gains. A sale of Shares may result in capital gain or loss.

**Payments to Broker-Dealers and Other Financial Intermediaries:** If you purchase the Fund through a broker-dealer or other financial intermediary (such as a bank), the Fund and its related companies may pay the intermediary for the sale of Fund shares and related services. These payments may create a conflict of interest by influencing the broker-dealer or other intermediary and your salesperson to recommend the Fund over another investment. Ask your salesperson or visit your financial intermediary’s website for more information.

## ADDITIONAL INFORMATION ABOUT PRINCIPAL INVESTMENT STRATEGIES AND RELATED RISKS

### INVESTMENT OBJECTIVE:

Fund	Investment Objective
SPYC	capital appreciation
SPD	capital appreciation
SPUC	capital appreciation
QQC	capital appreciation
QQD	capital appreciation
PFIX	hedge interest rate movements arising from rising long-term interest rates, and to benefit from market stress when fixed income volatility increases, while providing the potential for income
SVOL	investment results before fees and expenses, that correspond to approximately one-fifth to three-tenths the inverse of the performance of the S&P 500 VIX short-term futures index while also seeking to mitigate extreme volatility
SPBC	long-term capital appreciation
TYA	total return, before fees and expenses, that matches or outperforms the performance of the ICE US Treasury 20+ Year Index. The Fund does not seek to achieve its stated investment objective over a period of time different than a full calendar quarter
CYA	income and capital appreciation while protecting against significant downside risk
PINK	long-term capital appreciation
EAFD	capital appreciation
EMGD	capital appreciation
RTYD	capital appreciation
HEQT	capital appreciation
AGGH	maximum total return by investing primarily in investment grade bonds while mitigating credit risk
CDX	maximize current income by investing primarily in high-yield bonds while mitigating credit risk
FIG	positive absolute total returns
CTA	long-term capital appreciation
GLDC	provide returns that reflect the performance of the price of the Gold bullion

Each Fund, except Simplify Interest Rate Hedge ETF, Simplify Volatility Premium ETF and Simplify Gold Strategy ETF has adopted a non-fundamental (the “Board”) policy to invest at least 80% of its assets in a particular type of security. Each Fund’s investment objective and 80% policy may be changed by the Board of Trustees upon 60 days’ written notice to shareholders.

## PRINCIPAL INVESTMENT STRATEGIES:

### Simplify US Equity Plus Convexity ETF

The adviser seeks to achieve the Fund's investment objective by investing primarily in equity securities of U.S. companies and applying a convexity option overlay strategy to the equity investments.

#### U.S. Equity Strategy

Under normal circumstances, the Fund invests at least 80% of its net assets (plus any borrowings for investment purposes) in equity securities of U.S. companies, primarily by purchasing exchange-traded funds ("ETFs"). The Fund defines equity securities as common stock, preferred stock, options on common or preferred stock, ETFs that invest primarily in the preceding, options on these ETFs, and options on an equity index. The Fund defines U.S. companies as those organized in the U.S.; having a class of securities whose principal securities market is in the U.S.; or derives 50% or more of its total revenues or earnings from goods produced, sales made, or services provided in the U.S.; or maintains 50% or more of its employees, assets, investments, operations, or other business activity in the U.S. The Fund invests in companies without restriction as to capitalization. The adviser does not frequently trade U.S. equities but seeks to maintain consistent exposure to the U.S. equity market.

#### Convexity Option Overlay Strategy

The option overlay consists of purchasing exchange-traded and over the counter ("OTC") put and call options on the S&P 500 Index or an S&P 500 Index ETF. When the Fund purchases a call option, the Fund has the right, but not the obligation, to buy a stock or other asset at a specified price (strike price) within a specific time period. When the Fund purchases a put option, the Fund has the right, but not the obligation, to sell a stock or other asset at a specified price (strike price) within a specific time period.

Up to twenty percent of the Fund's net assets will be subject to the Fund's convexity option overlay. The option overlay is intended to add convexity to the Fund and is intended as a strategic, persistent exposure meant to hedge against market moves and add convexity to the Fund. If the market goes up, the Fund's returns may outperform the market because the adviser will sell or exercise the call options. If the market goes down, the Fund's returns may fall less than the market because the adviser will sell or exercise the put options. The adviser generally selects options with strike prices at least 5% out of the money at purchase. A call option is out of the money if the strike price is higher at the time of purchase than the market price of the underlying asset. A put option is out of the money if the strike price is lower than the market price of the underlying asset. The adviser selects options based upon its evaluation of relative value based on cost, strike price (price that the option can be bought or sold by the option holder) and maturity (the last date the option contract is valid) and will exercise or close the options based on maturity or portfolio rebalancing requirements. The Fund anticipates purchasing and selling options on a monthly, quarterly, and annual basis, depending upon the Fund's rebalancing requirements and the individual option expiration dates. However, the Fund may rebalance its option portfolio on a more frequent basis for a number of reasons such as market volatility renders the protection provided by the option strategy ineffective or an option position has appreciated to the point that it is prudent to decrease the Fund's exposure and realize gains for the Fund's shareholders. The adviser actively trades options using a systematic proprietary approach that rebalances at least monthly. The adviser manages the use of options so that the annualized cost of the option overlay does not normally exceed 3% of the net assets of the Fund. While the option overlay is intended to improve the Fund's performance, there is no guarantee that it will improve performance.

Convexity in the Fund's name is a reference to the mathematical term convexity. The Fund's returns are anticipated to show convexity because the relationship between the Fund's returns and market returns is not designed to be linear. That is, if market returns go up and down in a linear fashion, the Fund's returns are expected to rise faster than the market in positive markets; while declining less than the market in negative markets. The value of the Fund's call options is expected to rise in proportion to the rise in value of the underlying assets, but the amount by which the Fund's options increase or decrease in value depends on how far the market has moved from the time the options position was initiated. The value of the Fund's call options may rise faster than the market if the adviser successfully selects options that appreciate in value. The value of the Fund's put options is expected to decline in proportion to the decrease in value of the underlying assets, but the amount by which the Fund's options increase or decrease in value depends on how far the market has moved from the time the options position was initiated. Otherwise stated, the term "convexity" in the Fund's name refers to the intended non-linear nature between the Fund's and the market returns; it does not refer to the concept of "bond convexity," which is a measure of the non-linear relationship between bond duration and changes in interest rates.

If the adviser determines that purchasing options is not a cost-effective way to implement the overlay strategy, it may employ options spreads. In a call option spread, the Fund purchases a call option while selling (writing) a call option that is further out of the money to partially offset the cost of the purchased option. In a put option spread the Fund purchases a put option while selling

(writing) a put option that is further out of the money to partially offset the cost of the purchased option.

### **Simplify US Equity PLUS Downside Convexity ETF**

The adviser seeks to achieve the Fund's investment objective by investing primarily in equity securities of U.S. companies and applying a downside convexity option overlay strategy to the equity investments.

#### **U.S. Equity Strategy**

Under normal circumstances, the Fund invests at least 80% of its net assets (plus any borrowings for investment purposes) in equity securities of U.S. companies, primarily by purchasing ETFs. The Fund defines equity securities as common stock, preferred stock, options on common or preferred stock, ETFs that invest primarily in the preceding, options on these ETFs, and options on an equity index. The Fund defines U.S. companies as those organized in the U.S.; having a class of securities whose principal securities market is in the U.S.; or derives 50% or more of its total revenues or earnings from goods produced, sales made, or services provided in the U.S.; or maintains 50% or more of its employees, assets, investments, operations, or other business activity in the U.S. The Fund invests in companies without restriction as to capitalization. The adviser does not frequently trade U.S. equities but seeks to maintain consistent exposure to the U.S. equity market.

#### **Downside Convexity Option Overlay Strategy**

The downside convexity option overlay strategy consists of purchasing exchange-traded and OTC put options on the S&P 500 Index or an S&P 500 Index ETF. When the Fund purchases a put option, the Fund has the right, but not the obligation, to sell a stock or other asset at a specified price (strike price) within a specific time period.

Up to twenty percent of the Fund's net assets will be subject to the Fund's downside convexity option overlay. The downside convexity option overlay is intended to limit the Fund's losses and is a strategic, persistent exposure meant to hedge against market moves and to add convexity to the Fund. If the market declines, the Fund's returns may fall less than the market because the adviser will sell or exercise the put options. The adviser generally selects options with strike prices at least 5% out of the money at purchase. A put option is out of the money if the strike price is lower than the market price of the underlying asset. The adviser selects options based upon its evaluation of relative value based on cost, strike price (price that the option can be bought or sold by the option holder) and maturity (the last date the option contract is valid) and will exercise or close the options based on maturity or portfolio rebalancing requirements. The Fund anticipates purchasing options on a monthly, quarterly, and annual basis, depending upon the Fund's rebalancing requirements and the individual option expiration dates. However, the Fund may rebalance its option portfolio on a more frequent basis for a number of reasons such as market volatility renders the protection provided by the option strategy ineffective or an option position has appreciated to the point that it is prudent to decrease the Fund's exposure and realize gains for the Fund's shareholders. The adviser actively trades options using a systematic proprietary approach that rebalances at least monthly. The adviser manages the use of options so that the annualized cost of the option overlay does not normally exceed 3% of the net assets of the Fund. While the downside convexity option overlay is intended to protect the Fund from losses, there is no guarantee that it will be able to protect the Fund from losses.

Convexity in the Fund's name is a reference to the mathematical term convexity. The Fund's losses, if any, are anticipated to show convexity because the relationship between the Fund's and market declines is not designed to be linear. That is, if markets decline in a linear fashion, the Fund's returns, if any, are expected to decline slower than the market. The value of the Fund's put options is expected to decline in proportion to the decrease in value of the underlying assets, but the amount by which the Fund's options increase or decrease in value depends on how far the market has moved from the time the options position was initiated. Otherwise stated, the term "convexity" in the Fund's name refers to the intended non-linear nature between the Fund's and the market returns; it does not refer to the concept of "bond convexity," which is a measure of the non-linear relationship between bond duration and changes in interest rates.

If the adviser determines that purchasing options is not a cost-effective way to implement the overlay strategy, it may employ options spreads. In a put option spread the Fund purchases a put option while selling (writing) a put option that is further out of the money to partially offset the cost of the purchased option.

## **Simplify US Equity PLUS Upside Convexity ETF**

The adviser seeks to achieve the Fund's investment objective by investing primarily in equity securities of U.S. companies and applying an upside convexity option overlay strategy to the equity investments.

### **U.S. Equity Strategy**

Under normal circumstances, the Fund invests at least 80% of its net assets (plus any borrowings for investment purposes) in equity securities of U.S. companies, primarily by purchasing ETFs. The Fund defines equity securities as common stock, preferred stock, options on common or preferred stock, ETFs that invest primarily in the preceding, options on these ETFs, and options on an equity index. The Fund defines U.S. companies as those organized in the U.S.; having a class of securities whose principal securities market is in the U.S.; or derives 50% or more of its total revenues or earnings from goods produced, sales made, or services provided in the U.S.; or maintains 50% or more of its employees, assets, investments, operations, or other business activity in the U.S. The Fund invests in companies without restriction as to capitalization. The adviser does not frequently trade U.S. equities but seeks to maintain consistent exposure to the U.S. equity market.

### **Upside Convexity Option Overlay Strategy**

The upside convexity option overlay strategy consists of purchasing exchange-traded and OTC call options on the S&P 500 Index or an S&P 500 Index ETF. When the Fund purchases a call option, the Fund has the right, but not the obligation, to buy a stock or other asset at a specified price (strike price) within a specific time period.

Up to twenty percent of the Fund's net assets will be subject to the Fund's upside convexity option overlay. The upside convexity option overlay strategy is intended as a strategic, persistent exposure meant to hedge against market moves and to add convexity to the Fund. If the market goes up, the Fund's returns may outperform the market because the adviser will sell or exercise the call options. The adviser generally selects options with strike prices at least 5% out of the money at purchase. A call option is out of the money if the strike price is higher at the time of purchase than the market price of the underlying asset. The adviser selects options based upon its evaluation of relative value based on cost, strike price (price that the option can be bought or sold by the option holder) and maturity (the last date the option contract is valid) and will exercise or close the options based on maturity or portfolio rebalancing requirements. The Fund anticipates selling options on a monthly, quarterly, and annual basis, depending upon the Fund's rebalancing requirements and the individual option expiration dates. However, the Fund may rebalance its option portfolio on a more frequent basis for a number of reasons such as market volatility renders the protection provided by the option strategy ineffective or an option position has appreciated to the point that it is prudent to decrease the Fund's exposure and realize gains for the Fund's shareholders. The adviser actively trades options using a systematic proprietary approach that rebalances at least monthly. The adviser manages the use of options so that the annualized cost of the option overlay does not normally exceed 3% of the net assets of the Fund. While the upside convexity option overlay is intended to improve the Fund's performance, there is no guarantee that it will improve performance.

Convexity in the Fund's name is a reference to the mathematical term convexity. The Fund's returns are anticipated to show convexity because the relationship between the Fund's returns and market returns is not designed to be linear. That is, if market returns go up in a linear fashion, the Fund's returns are expected to rise faster than the market. The value of the Fund's call options is expected to rise in proportion to the rise in value of the underlying assets, but the amount by which the Fund's options increase or decrease in value depends on how far the market has moved from the time the options position was initiated. The value of the Fund's call options may rise faster than the market if the Adviser successfully selects options that appreciate in value. Otherwise stated, the term "convexity" in the Fund's name refers to the intended non-linear nature between the Fund's and the market returns; it does not refer to the concept of "bond convexity," which is a measure of the non-linear relationship between bond duration and changes in interest rates.

If the adviser determines that purchasing options is not a cost-effective way to implement the overlay strategy, it may employ options spreads. In a call option spread the Fund purchases a call option while selling (writing) a call option that is further out of the money to partially offset the cost of the purchased option.



## **Simplify Nasdaq 100 Plus Convexity ETF**

The adviser seeks to achieve the Fund's investment objective by investing primarily in equity securities of companies listed on the NASDAQ<sup>®</sup>-100 Index and applying a convexity option overlay strategy to the equity investments.

### **Equity Strategy**

The Fund has adopted a non-fundamental policy that, under normal circumstances, the Fund will invest at least 80% of its net assets (plus any borrowings for investment purposes) in equity securities, primarily by purchasing exchange-traded funds ("ETFs") that invest in companies listed on the NASDAQ<sup>®</sup>-100 Index. The Fund defines equity securities as common stock, preferred stock, options on common or preferred stock, ETFs that invest primarily in the preceding, options on these ETFs, and options on an equity index. The Fund invests in companies without restriction as to capitalization. The adviser does not frequently trade equities but seeks to maintain consistent exposure to the NASDAQ<sup>®</sup>-100 Index.

### **Convexity Option Overlay Strategy**

The option overlay consists of purchasing exchange-traded and over the counter ("OTC") put and call options on the NASDAQ<sup>®</sup>-100 Index or a NASDAQ<sup>®</sup>-100 Index ETF. When the Fund purchases a call option, the Fund has the right, but not the obligation, to buy a stock or other asset at a specified price (strike price) within a specific time period. When the Fund purchases a put option, the Fund has the right, but not the obligation, to sell a stock or other asset at a specified price (strike price) within a specific time period.

Up to twenty percent of the Fund's net assets will be subject to the Fund's convexity option overlay. The option overlay is intended to add convexity to the Fund and is intended as a strategic, persistent exposure meant to hedge against market moves and add convexity to the Fund. If the market goes up, the Fund's returns may outperform the market because the adviser will sell or exercise the call options. If the market goes down, the Fund's returns may fall less than the market because the adviser will sell or exercise the put options. The adviser generally selects options with strike prices at least 5% out of the money at purchase. A call option is out of the money if the strike price is higher at the time of purchase than the market price of the underlying asset. A put option is out of the money if the strike price is lower than the market price of the underlying asset. The adviser selects options based upon its evaluation of relative value based on cost, strike price (price that the option can be bought or sold by the option holder) and maturity (the last date the option contract is valid) and will exercise or close the options based on maturity or portfolio rebalancing requirements. The Fund anticipates purchasing and selling options on a monthly, quarterly, and annual basis, depending upon the Fund's rebalancing requirements and the individual option expiration dates. However, the Fund may rebalance its option portfolio on a more frequent basis for a number of reasons such as market volatility renders the protection provided by the option strategy ineffective or an option position has appreciated to the point that it is prudent to decrease the Fund's exposure and realize gains for the Fund's shareholders. The adviser actively trades options using a systematic proprietary approach that rebalances at least monthly. The adviser manages the use of options so that the annualized cost of the option overlay does not normally exceed 3% of the net assets of the Fund. While the option overlay is intended to improve the Fund's performance, there is no guarantee that it will improve performance.

Convexity in the Fund's name is a reference to the mathematical term convexity. The Fund's returns are anticipated to show convexity because the relationship between the Fund's returns and market returns is not designed to be linear. That is, if market returns go up and down in a linear fashion, the Fund's returns are expected to rise faster than the market in positive markets; while declining less than the market in negative markets. The value of the Fund's call options is expected to rise in proportion to the rise in value of the underlying assets, but the amount by which the Fund's options increase or decrease in value depends on how far the market has moved from the time the options position was initiated. The value of the Fund's call options may rise faster than the market if the adviser successfully selects options that appreciate in value. The value of the Fund's put options is expected to decline in proportion to the decrease in value of the underlying assets, but the amount by which the Fund's options increase or decrease in value depends on how far the market has moved from the time the options position was initiated. Otherwise stated, the term "convexity" in the Fund's name refers to the intended non-linear nature between the Fund's and the market returns; it does not refer to the concept of "bond convexity," which is a measure of the non-linear relationship between bond duration and changes in interest rates.

If the adviser determines that purchasing options is not a cost-effective way to implement the overlay strategy, it may employ options spreads. In a call option spread, the Fund purchases a call option while selling (writing) a call option that is further out of the money to partially offset the cost of the purchased option. In a put option spread the Fund purchases a put option while selling (writing) a put option that is further out of the money to partially offset the cost of the purchased option.



### **Simplify Nasdaq 100 PLUS Downside Convexity ETF**

The adviser seeks to achieve the Fund's investment objective by investing primarily in equity securities of companies listed on the NASDAQ<sup>®</sup>-100 Index and applying a downside convexity option overlay strategy to the equity investments.

#### **Equity Strategy**

The Fund has adopted a non-fundamental policy that, under normal circumstances, the Fund will invest at least 80% of its net assets (plus any borrowings for investment purposes) in equity securities, primarily by purchasing ETFs that invest in companies listed on the NASDAQ<sup>®</sup>-100 Index. The Fund defines equity securities as common stock, preferred stock, options on common or preferred stock, ETFs that invest primarily in the preceding, options on these ETFs, and options on an equity index. The Fund invests in companies without restriction as to capitalization. The adviser does not frequently trade equities but seeks to maintain consistent exposure to the NASDAQ<sup>®</sup>-100 Index.

#### **Downside Convexity Option Overlay Strategy**

The downside convexity option overlay strategy consists of purchasing exchange-traded and OTC put options on the NASDAQ<sup>®</sup>-100 Index or a NASDAQ<sup>®</sup>-100 Index ETF. When the Fund purchases a put option, the Fund has the right, but not the obligation, to sell a stock or other asset at a specified price (strike price) within a specific time period.

Up to twenty percent of the Fund's net assets will be subject to the Fund's downside convexity option overlay. The downside convexity option overlay is intended to limit the Fund's losses and is a strategic, persistent exposure meant to hedge against market moves and to add convexity to the Fund. If the market declines, the Fund's returns may fall less than the market because the adviser will sell or exercise the put options. The adviser generally selects options with strike prices at least 5% out of the money at purchase. A put option is out of the money if the strike price is lower than the market price of the underlying asset. The adviser selects options based upon its evaluation of relative value based on cost, strike price (price that the option can be bought or sold by the option holder) and maturity (the last date the option contract is valid) and will exercise or close the options based on maturity or portfolio rebalancing requirements. The Fund anticipates purchasing options on a monthly, quarterly, and annual basis, depending upon the Fund's rebalancing requirements and the individual option expiration dates. However, the Fund may rebalance its option portfolio on a more frequent basis for a number of reasons such as market volatility renders the protection provided by the option strategy ineffective or an option position has appreciated to the point that it is prudent to decrease the Fund's exposure and realize gains for the Fund's shareholders. The adviser actively trades options using a systematic proprietary approach that rebalances at least monthly. The adviser manages the use of options so that the annualized cost of the option overlay does not normally exceed 3% of the net assets of the Fund. While the downside convexity option overlay is intended to protect the Fund from losses, there is no guarantee that it will be able to protect the Fund from losses.

Convexity in the Fund's name is a reference to the mathematical term convexity. The Fund's losses, if any, are anticipated to show convexity because the relationship between the Fund's and market declines is not designed to be linear. The value of the Fund's put options is expected to decline in proportion to the decrease in value of the underlying assets, but the amount by which the Fund's options increase or decrease in value depends on how far the market has moved from the time the options position was initiated. That is, if markets decline in a linear fashion, the Fund's returns, if any, are expected to decline slower than the market. Otherwise stated, the term "convexity" in the Fund's name refers to the intended non-linear nature between the Fund's and the market returns; it does not refer to the concept of "bond convexity," which is a measure of the non-linear relationship between bond duration and changes in interest rates.

If the adviser determines that purchasing options is not a cost-effective way to implement the overlay strategy, it may employ options spreads. In a put option spread the Fund purchases a put option while selling (writing) a put option that is further out of the money to partially offset the cost of the purchased option.

### **Simplify Interest Rate Hedge ETF**

The Adviser seeks to achieve the Fund's investment objective by investing in U.S. Treasuries or TIPS, exchange traded funds that primarily invest in TIPS and investment grade bonds, and swaptions and interest rate options.

The Fund invests in U.S. Treasuries and TIPS directly or through other ETFs. TIPS are U.S. government bonds (specifically, Treasury securities) whose principal amount increases with inflation, as measured by the Consumer Price Index and are designed to protect investors from inflation risk. The Fund may purchase U.S. Treasuries or TIPS of any maturity.

The Fund's strategy may be appropriate for investors who are looking to have investment exposure to a portfolio that seeks to provide a hedge against interest rates.

### **Simplify Volatility Premium ETF**

The Fund seeks daily investment results, before fees and expenses, that correspond approximately to one-fifth to three-tenths the inverse (-0.2x to -0.3x) of the performance of the a short term volatility futures index (the "Index") **for a single day, not for any other period**. In pursuing its investment objective, the Fund primarily purchases or sells futures contracts, call options, and put options on VIX futures. The Fund will hold cash, cash-like instruments or high-quality short term fixed income securities (collectively, "Collateral"). The Collateral may consist of (1) U.S. Government securities, such as bills, notes and bonds issued by the U.S. Treasury; (2) money market funds; (3) fixed income ETFs; and/or (4) corporate debt securities, such as commercial paper and other short-term unsecured promissory notes issued by companies that are rated investment grade or of comparable quality. The Fund also applies an option overlay strategy in seeking to mitigate against extreme volatility. The Fund seeks to engage in reverse repurchase agreements and use the proceeds for investment purposes. Reverse repurchase agreements are contracts in which a seller of securities, for example, U.S. government securities or other money market instruments, agrees to buy the securities back at a specified time and price. Reverse repurchase agreements are primarily used by the Fund as an indirect means of borrowing.

The return of the Fund for a period longer than a single day is the result of its return for each day compounded over the period and usually will differ in amount and possibly even direction from the Fund's stated multiple times the return of the Index for the same period. These differences can be significant. Daily compounding of the investment return of the Fund can dramatically and adversely affect its longer-term performance, especially during periods of high volatility. Volatility has a negative impact on the Fund's performance and the volatility of the Index may be at least as important to the returns of the Fund as the return of the Index. A "single day" is measured from the time the Fund calculates its net asset value ("NAV") to the time of the Fund's next NAV calculation. The NAV calculation time for the Fund typically is 4:00 p.m. (Eastern Time).

The Index is a non-investable index that measures the implied volatility of the S&P 500. For these purposes, "implied volatility" is a measure of the expected volatility (i.e., the rate and magnitude of variations in performance) of the S&P 500 over the next 30 days. The Index does not represent the actual volatility of the S&P 500. The Index is calculated based on the prices of a constantly changing portfolio of S&P 500 put and call options.

The Fund may engage in daily rebalancing. The impact of changes to the value of the Index each day will affect whether the Fund's portfolio needs to be rebalanced. For example, if the level of the Index has risen on a given day, net assets of the Fund should fall (assuming there were no Creation Units issued). As a result, inverse exposure may need to be decreased. Conversely, if the level of the Index has fallen on a given day, net assets of the Fund should rise (assuming there were no Creation Unit redemptions). As a result, inverse exposure may need to be increased. The time and manner in which the Fund rebalances its portfolio may vary from day to day depending upon market conditions and other circumstances at the discretion of the Simplify Asset Management Inc. (the "Adviser").

### Option Overlay Strategy

The option overlay consists of purchasing exchange-traded and over the counter (“OTC”) put and call options on the Index or Index-linked ETPs. When the Fund purchases a call option, the Fund has the right, but not the obligation, to buy a stock or other asset at a specified price (strike price) within a specific time period. When the Fund purchases a put option, the Fund has the right, but not the obligation, to sell a stock or other asset at a specified price (strike price) within a specific time period.

Up to twenty percent of the Fund’s net assets will be subject to the Fund’s convexity option overlay. The option overlay is intended to add convexity to the Fund and is intended as a strategic, persistent exposure meant to hedge against market moves and add convexity to the Fund. If the market goes up, the Fund’s returns may outperform the market because the Adviser will sell or exercise the call options. If the market goes down, the Fund’s returns may fall less than the market because the Adviser will sell or exercise the put options. The Adviser generally selects options with strike prices at least 5% out of the money at purchase. A call option is out of the money if the strike price is higher at the time of purchase than the market price of the underlying asset. A put option is out of the money if the strike price is lower than the market price of the underlying asset. The Adviser selects options based upon its evaluation of relative value based on cost, strike price (price that the option can be bought or sold by the option holder) and maturity (the last date the option contract is valid) and will exercise or close the options based on maturity or portfolio rebalancing requirements. The Fund anticipates purchasing and selling options on a monthly, quarterly, and annual basis, depending upon the Fund’s rebalancing requirements and the individual option expiration dates. However, the Fund may rebalance its option portfolio on a more frequent basis for a number of reasons such as if market volatility renders the protection provided by the option strategy ineffective or an option position has appreciated to the point that it is prudent to decrease the Fund’s exposure and realize gains for the Fund’s shareholders. The Adviser actively trades options using a systematic proprietary approach that rebalances at least monthly. The Adviser manages the use of options so that the annualized cost of the option overlay does not normally exceed 5% of the net assets of the Fund. While the option overlay is intended to improve the Fund’s performance, there is no guarantee that it will improve performance.

Convexity in the Fund’s strategy is a reference to the mathematical term convexity. The Fund’s returns are anticipated to show convexity because the relationship between the Fund’s returns and market returns is not designed to be linear. That is, if market returns go up and down in a linear fashion, the Fund’s returns are expected to rise faster than the market in positive markets; while declining less than the market in negative markets. The value of the Fund’s call options is expected to rise in proportion to the rise in value of the underlying assets, but the amount by which the Fund’s options increase or decrease in value depends on how far the market has moved from the time the options position was initiated. The value of the Fund’s call options may rise faster than the market if the Adviser successfully selects options that appreciate in value. The value of the Fund’s put options are expected to decrease in proportion to the decrease in the value of the underlying assets, but the amount by which the Fund’s put options decrease in value depends on how far the market has moved since from the time the position was initiated. Unless otherwise stated, the term “convexity” in the Fund’s strategy refers to the intended non-linear nature between the Fund’s and the market returns; it does not refer to the concept of “bond convexity,” which is a measure of the non-linear relationship between bond duration and changes in interest rates.

The Fund expects to gain exposure to the certain futures markets (such as VIX futures) indirectly by investing up to 25% of its total assets (measured at the time of investment) in a wholly-owned and controlled subsidiary, which is designed to enhance the ability of the Fund to obtain exposure to certain futures market consistent with the limits of the U.S. federal tax law requirements applicable to registered investment companies. Unlike the Fund, the Subsidiary may invest without limitation indirectly in certain futures linked derivatives investments, however, the Subsidiary will comply with the same Investment Company Act of 1940 (“1940 Act”) asset coverage requirements, when viewed on a consolidated basis with the Fund, with respect to its investments in derivatives.

**Simplify U.S. Equity PLUS GBTC ETF**

Under normal circumstances, the Fund will invest at least 80% of its net assets (plus any borrowings for investment purposes) in equity securities of U.S. companies and the Grayscale Bitcoin Trust.

The Fund invests in equity securities of U.S. companies through (i) exchange-traded futures contracts, (ii) direct purchases of securities of U.S. companies, and (iii) ETFs that primarily invest in the equity securities of U.S. companies. The Fund defines equity securities as common stock, preferred stock. The Fund defines U.S. companies as those organized in the U.S.; having a class of securities whose principal securities market is in the U.S.; or derives 50% or more of its total revenues or earnings from goods produced, sales made, or services provided in the U.S.; or maintains 50% or more of its employees, assets, investments, operations, or other business activity in the U.S. The Fund invests in companies without restriction as to capitalization.

**GBTC Strategy**

The Fund invests up to 15% of its total assets in the Grayscale Bitcoin Trust. The Grayscale Bitcoin Trust is a private fund that is not registered as an investment company under the Investment Company Act of 1940, as amended (the “1940 Act”). The Grayscale Bitcoin Trust seeks for its shares to track the price of Bitcoin.

**The Fund will not invest directly in bitcoin, bitcoin futures, or other cryptocurrencies. The Fund is not expected to track the price movements of cryptocurrencies.**

**Simplify Intermediate Term Treasury Futures Strategy ETF**

The Fund is an actively managed exchange-traded fund (“ETF”) that seeks to provide total return, before fees and expenses, that matches or outperforms the performance of the ICE US Treasury 20+ Year Index (the “Index”) for a calendar quarter basis, not for any other period. Under normal circumstances, the Fund invests at least 80% of its net assets (plus any borrowings for investment purposes) in futures contracts, call options, and put options on U.S. treasury futures, U.S. Government securities, such as bills, notes and bonds issued by the U.S. Treasury or fixed income ETFs that invest in U.S. Treasuries. The Fund may hold cash and cash-like instruments or high-quality short term fixed income securities (collectively, “Collateral”). The Collateral may consist of (1) U.S. Government securities, such as bills, notes and bonds issued by the U.S. Treasury with a duration of less than two years; (2) money market funds; (3) fixed income ETFs; and/or (4) corporate debt securities, such as commercial paper and other short-term unsecured promissory notes issued by companies that are rated investment grade or of comparable quality.

The Index is a non-investable index that is part of a series of indices intended to assess U.S. Treasury issued debt. The Index consists of only U.S. dollar denominated, fixed rate securities with a minimum term to maturity greater than twenty years.

**The Fund will rebalance its holdings on a quarterly basis. Quarterly rebalancing over time means that the return of the Fund for a period longer than a calendar quarter will be the result of quarterly returns compounded over the period, which will very likely differ in amount, and possibly even direction, from the return of the Index for the same period. The Fund will lose money if the Index’s performance is flat over time, and the Fund can lose money regardless of the performance of the Index, as a result of quarterly rebalancing, the Index’s volatility, compounding and other factors.**

## **Simplify Tail Risk Strategy ETF**

### **Income Strategy**

The Fund invests in:

- **Fixed income ETFs** – ETFs that invest in debt securities of any credit quality or maturity. Fixed income ETFs may invest in securities with credit quality below investment grade (commonly referred to as “junk bonds”).
- **Income Generating ETFs** – ETFs that the adviser believes display an attractive distribution or income yield (i.e., a yield that is greater than 2 year Treasury notes) such as ETFs that invest in REITs, MLPs, or ETFs that seek to provide the inverse results of the S&P 500 VIX Short-Term Futures Index. The Fund will invest between 50-90% of the Fund’s assets in income generating ETFs including affiliated funds managed by the adviser. A REIT is a company that owns, operates, or finances income-generating real estate. A MLP is a business venture that exists in the form of a publicly traded limited partnership.

The Fund defines junk bonds as those rated below Baa3 by Moody’s Investors Service or below BBB- by Standard and Poor’s Rating Group, or, if unrated, determined by the adviser to be of similar credit quality. The Fund invests in companies without restriction as to capitalization. Under normal circumstances the Fund may invest in shares of any fund in Simplify Exchange Traded Funds (the “Trust”), each an affiliated ETF.

### **Downside Mitigation Strategy**

The Fund may invest up to 20% of the Fund’s portfolio in derivatives to hedge all or some of the downside risks associated with investing in equity securities commonly known as “tail risk”. Such derivatives may include, puts and put spread options on ETFs (a put spread option strategy is when the adviser buys and sells an equal number of put options but with different strike prices), interest rate futures and options (derivatives that allow the buyer or seller to purchase or sell an interest bearing asset at a future date), credit default swap index options (options to buy or sell protection on a specific reference credit with a specific maturity), or ETFs that invest in credit default swap index options, and over-the-counter foreign exchange (“FX”) futures and options (currency derivative contracts that obligate the buyer or seller to transact at a set price and predetermined time). The Fund may temporarily invest in cash equivalents, debt securities and volatility-related derivative contracts. For example, if equity market volatility is increasing, the Fund may invest in options linked to securities and market indices, including the VIX index which represents expected return volatility of the S&P 500 Index. The adviser believes its risk reduction strategies give it the flexibility to take advantage of opportunities that falling equity markets present. Nonetheless, if the adviser does not perceive appropriate opportunities, then the Fund may invest in cash equivalents. The adviser uses its tail risks hedging strategy to help protect against sudden market declines.

The adviser selects derivatives based upon its evaluation of relative value based on cost, strike price (price that the option can be bought or sold by the option holder) and maturity (the last date the option contract is valid) and will exercise or close the options based on maturity or portfolio rebalancing requirements. The adviser anticipates purchasing and selling its derivatives on a monthly, quarterly, and annual basis, depending upon the Fund’s rebalancing requirements and expiration dates. However, the adviser may rebalance the Fund’s derivative portfolio on a more frequent basis for a number of reasons such as when market volatility renders the protection provided by the derivative strategy ineffective or a derivative position has appreciated to the point that it is prudent to decrease the Fund’s exposure and realize gains for the Fund’s shareholders. While the use of derivatives is intended to improve the Fund’s performance, there is no guarantee that it will do so.



### Simplify Health Care ETF

Under normal circumstances, the Fund will invest at least 80% of its assets (plus any borrowings for investment purposes) in securities of U.S. health care companies. The Fund defines health care companies as companies included in the Global Industry Classification Standard health care sector. The Fund defines equity securities as common stock, preferred stock, or ETFs that invest in the same and invests in companies without restriction as to capitalization, including micro-capitalization companies.

The Fund will invest in 50 – 100 health care companies. The Fund will use fundamental, bottom-up analysis that seeks to identify high-quality companies and the most compelling investment opportunities. In general, the Fund will follow a growth investment strategy, seeking companies whose earnings are expected to grow faster than inflation and the economy in general. When stock valuations seem unusually high, however, a “value” approach, which gives preference to seemingly undervalued companies, may be emphasized. The Fund generally seeks investments in companies that are developing new and effective medicines, as well as companies whose business models reduce costs or improve quality in health care systems. The adviser selects equity securities based on fundamental, bottom-up research and looks for some or all of the following characteristics in a company:

- Quality management with direct ownership
- Market leadership
- Strong investment in research & development
- High barriers to entry, including patents, distribution systems, etc.
- New product innovation
- Recurring revenues from disposable products or demand
- Consistent record of financial performance
- Above average expected growth rates in revenues and earnings
- Superior corporate governance
- Attractive valuation

The Fund may invest in health care companies that do not seek to design or develop treatments for breast cancer.

The Fund’s namesake is The Susan G. Komen Breast Cancer Foundation, Inc. (the “Foundation”), a 501(c)(3) charitable foundation. In exchange for the use of its name and logo, Simplify Asset Management Inc., the Fund’s investment adviser (the “Adviser”), will donate its annual management fee for managing the Fund to the Foundation. **The Foundation shall use such donation to support its mission, but the Foundation will not participate in or have any influence on the day-to-day operations of the Fund or the Adviser’s management of the Fund.** The Fund is not organized as a charitable investment trust.

### **Simplify Developed Ex-US PLUS Downside Convexity ETF**

The adviser seeks to achieve the Fund's investment objective by investing primarily in equity securities of companies listed on a developed ex-US index and applying a downside convexity option overlay strategy to the equity investments.

*Equity Strategy.* The Fund has adopted a non-fundamental investment policy that, under normal circumstances, the Fund will invest at least 80% of its net assets (plus any borrowings for investment purposes) in equity securities of companies listed on a developed ex-US index. The Fund defines a developed ex-US index as one that is comprised of large-, mid- and small-capitalization developed market equities, excluding the U.S. and Canada.

The Fund pursues its equity strategy primarily by purchasing ETFs that invest principally in equity securities of companies listed on a developed ex-US index. The adviser does not frequently trade equity securities but seeks to maintain consistent exposure to such companies through its investments in ETFs. The adviser determines which equity securities to purchase based on factors such as price, liquidity, and track record.

### **Downside Convexity Option Overlay Strategy**

The downside convexity option overlay strategy consists of purchasing exchange-traded and OTC put options on an emerging market index, Russell 2000 Index, on a developed ex-US index, respectively, or similar index ETFs. When a Fund purchases a put option, a Fund has the right, but not the obligation, to sell a stock or other asset at a specified price (strike price) within a specific time period.

Up to twenty percent of the Fund's net assets will be subject to the Fund's downside convexity option overlay. The downside convexity option overlay is intended to limit the Fund's losses and is a strategic, persistent exposure meant to hedge against market moves and to add convexity to the Fund. If the market declines, the Fund's returns may fall less than the market because the adviser will sell or exercise the put options. The adviser generally selects options with strike prices at least 5% out of the money at purchase. A put option is out of the money if the strike price is lower than the market price of the underlying asset. The adviser selects options based upon its evaluation of relative value based on cost, strike price (price that the option can be bought or sold by the option holder) and maturity (the last date the option contract is valid) and will exercise or close the options based on maturity or portfolio rebalancing requirements. The Fund anticipates purchasing options on a monthly, quarterly, and annual basis, depending upon the Fund's rebalancing requirements and the individual option expiration dates. However, the Fund may rebalance its option portfolio on a more frequent basis for a number of reasons such as market volatility renders the protection provided by the option strategy ineffective or an option position has appreciated to the point that it is prudent to decrease the Fund's exposure and realize gains for the Fund's shareholders. The adviser actively trades options using a systematic proprietary approach that rebalances at least monthly. The adviser manages the use of options so that the annualized cost of the option overlay does not normally exceed 3% of the net assets of the Fund. While the downside convexity option overlay is intended to protect a Fund from losses, there is no guarantee that it will be able to protect a Fund from losses.

Convexity in the Fund's name is a reference to the mathematical term convexity. The Fund's returns are anticipated to show convexity because the relationship between the Fund's returns and market returns is not designed to be linear. That is, if market returns go up and down in a linear fashion, the Fund's returns are expected to rise faster than the market in positive markets; while declining less than the market in negative markets. The value of the Fund's call options is expected to rise in proportion to the rise in value of the underlying assets, but the amount by which a Fund's options increase or decrease in value depends on how far the market has moved from the time the options position was initiated. The value of the Fund's call options may rise faster than the market if the adviser successfully selects options that appreciate in value. Otherwise stated, the term "convexity" in the Fund's name refers to the intended non-linear nature between the Fund's and the market returns; it does not refer to the concept of "bond convexity," which is a measure of the non-linear relationship between bond duration and changes in interest rates.

If the adviser determines that purchasing options is not a cost-effective way to implement the overlay strategy, it may employ options spreads. In a call option spread, each Fund purchases a call option while selling (writing) a call option that is further out of the money to partially offset the cost of the purchased option. In a put option spread a Fund purchases a put option while selling (writing) a put option that is further out of the money to partially offset the cost of the purchased option.

### **Simplify Emerging Markets Equity PLUS Downside Convexity ETF**

The adviser seeks to achieve the Fund's investment objective by investing primarily in equity securities issued by, or tied economically to, companies in emerging markets and applying a downside convexity option overlay strategy to the equity investments.

*Equity Strategy.* The Fund has adopted a non-fundamental investment policy that, under normal circumstances, the Fund will invest at least 80% of its net assets (plus any borrowings for investment purposes) in equity securities issued by, or tied economically to, companies in emerging markets. The adviser considers an emerging market country to include any country that is (1) generally recognized to be an emerging market country by the international financial community, including the World Bank; (2) classified by the United Nations as a developing country; or (3) included in the MSCI Emerging Markets Index. The adviser determines that an investment is tied economically to an emerging market if such investment satisfies one or more of the following conditions: (1) the issuer's primary trading market is in an emerging market; (2) the issuer is organized under the laws of, derives at least 50% of its revenue from, or has at least 50% of its assets in emerging markets; (3) the investment is included in an index representative of emerging markets; and (4) the investment is exposed to the economic risks and returns of emerging markets.

The Fund pursues its equity strategy primarily by purchasing exchange traded funds ("ETFs") that invest principally in equity securities issued by, or tied economically to, companies in emerging markets. The adviser does not frequently trade equity securities but seeks to maintain consistent exposure to such companies through its investment in ETFs. The adviser determines which equity securities to purchase based on factors such as price, liquidity, and track record.

### **Downside Convexity Option Overlay Strategy**

The downside convexity option overlay strategy consists of purchasing exchange-traded and OTC put options on an emerging market index, Russell 2000 Index, on a developed ex-US index, respectively, or similar index ETFs. When a Fund purchases a put option, a Fund has the right, but not the obligation, to sell a stock or other asset at a specified price (strike price) within a specific time period.

Up to twenty percent of the Fund's net assets will be subject to the Fund's downside convexity option overlay. The downside convexity option overlay is intended to limit the Fund's losses and is a strategic, persistent exposure meant to hedge against market moves and to add convexity to the Fund. If the market declines, the Fund's returns may fall less than the market because the adviser will sell or exercise the put options. The adviser generally selects options with strike prices at least 5% out of the money at purchase. A put option is out of the money if the strike price is lower than the market price of the underlying asset. The adviser selects options based upon its evaluation of relative value based on cost, strike price (price that the option can be bought or sold by the option holder) and maturity (the last date the option contract is valid) and will exercise or close the options based on maturity or portfolio rebalancing requirements. The Fund anticipates purchasing options on a monthly, quarterly, and annual basis, depending upon the Fund's rebalancing requirements and the individual option expiration dates. However, the Fund may rebalance its option portfolio on a more frequent basis for a number of reasons such as market volatility renders the protection provided by the option strategy ineffective or an option position has appreciated to the point that it is prudent to decrease the Fund's exposure and realize gains for the Fund's shareholders. The adviser actively trades options using a systematic proprietary approach that rebalances at least monthly. The adviser manages the use of options so that the annualized cost of the option overlay does not normally exceed 3% of the net assets of the Fund. While the downside convexity option overlay is intended to protect a Fund from losses, there is no guarantee that it will be able to protect a Fund from losses.

Convexity in the Fund's name is a reference to the mathematical term convexity. The Fund's returns are anticipated to show convexity because the relationship between the Fund's returns and market returns is not designed to be linear. That is, if market returns go up and down in a linear fashion, the Fund's returns are expected to rise faster than the market in positive markets; while declining less than the market in negative markets. The value of the Fund's call options is expected to rise in proportion to the rise in value of the underlying assets, but the amount by which a Fund's options increase or decrease in value depends on how far the market has moved from the time the options position was initiated. The value of the Fund's call options may rise faster than the market if the adviser successfully selects options that appreciate in value. Otherwise stated, the term "convexity" in the Fund's name refers to the intended non-linear nature between the Fund's and the market returns; it does not refer to the concept of "bond convexity," which is a measure of the non-linear relationship between bond duration and changes in interest rates.

If the adviser determines that purchasing options is not a cost-effective way to implement the overlay strategy, it may employ options spreads. In a call option spread, each Fund purchases a call option while selling (writing) a call option that is further out of the money to partially offset the cost of the purchased option. In a put option spread a Fund purchases a put option while selling (writing) a put option that is further out of the money to partially offset the cost of the purchased option.



## **Simplify US Small-Cap PLUS Downside Convexity ETF**

The adviser seeks to achieve the Fund's investment objective by investing primarily in equity securities of U.S. small capitalization companies and applying and applying a downside convexity option overlay strategy to the equity investments.

*Equity Strategy.* The Fund has adopted a non-fundamental investment policy that, under normal circumstances, the Fund will invest at least 80% of its net assets (plus any borrowings for investment purposes) in equity securities of U.S. small capitalization companies ("small cap companies"). The adviser generally defines these companies as those at time of purchase with market capitalizations below \$3 billion or in the range of those market capitalizations of companies included in the Russell 2000 Index at the time of purchase. The capitalization range of the Russell 2000 Index is between \$240 million and \$6.4 billion as of June 30, 2022. The size of the companies included in the Russell 2000 Index will change with market conditions.

The Fund pursues its equity strategy primarily by purchasing ETFs that invest principally in equity securities of small cap companies. The adviser does not frequently trade equity securities but seeks to maintain consistent exposure to such companies through its investment in ETFs. The adviser determines which equity securities to purchase based on factors such as price, liquidity, and track record.

### **Downside Convexity Option Overlay Strategy**

The downside convexity option overlay strategy consists of purchasing exchange-traded and OTC put options on an emerging market index, Russell 2000 Index, on a developed ex-US index, respectively, or similar index ETFs. When a Fund purchases a put option, a Fund has the right, but not the obligation, to sell a stock or other asset at a specified price (strike price) within a specific time period.

Up to twenty percent of the Fund's net assets will be subject to the Fund's downside convexity option overlay. The downside convexity option overlay is intended to limit the Fund's losses and is a strategic, persistent exposure meant to hedge against market moves and to add convexity to the Fund. If the market declines, the Fund's returns may fall less than the market because the adviser will sell or exercise the put options. The adviser generally selects options with strike prices at least 5% out of the money at purchase. A put option is out of the money if the strike price is lower than the market price of the underlying asset. The adviser selects options based upon its evaluation of relative value based on cost, strike price (price that the option can be bought or sold by the option holder) and maturity (the last date the option contract is valid) and will exercise or close the options based on maturity or portfolio rebalancing requirements. The Fund anticipates purchasing options on a monthly, quarterly, and annual basis, depending upon the Fund's rebalancing requirements and the individual option expiration dates. However, the Fund may rebalance its option portfolio on a more frequent basis for a number of reasons such as market volatility renders the protection provided by the option strategy ineffective or an option position has appreciated to the point that it is prudent to decrease the Fund's exposure and realize gains for the Fund's shareholders. The adviser actively trades options using a systematic proprietary approach that rebalances at least monthly. The adviser manages the use of options so that the annualized cost of the option overlay does not normally exceed 3% of the net assets of the Fund. While the downside convexity option overlay is intended to protect a Fund from losses, there is no guarantee that it will be able to protect a Fund from losses.

Convexity in the Fund's name is a reference to the mathematical term convexity. The Fund's returns are anticipated to show convexity because the relationship between the Fund's returns and market returns is not designed to be linear. That is, if market returns go up and down in a linear fashion, the Fund's returns are expected to rise faster than the market in positive markets; while declining less than the market in negative markets. The value of the Fund's call options is expected to rise in proportion to the rise in value of the underlying assets, but the amount by which a Fund's options increase or decrease in value depends on how far the market has moved from the time the options position was initiated. The value of the Fund's call options may rise faster than the market if the adviser successfully selects options that appreciate in value. Otherwise stated, the term "convexity" in the Fund's name refers to the intended non-linear nature between the Fund's and the market returns; it does not refer to the concept of "bond convexity," which is a measure of the non-linear relationship between bond duration and changes in interest rates.

If the adviser determines that purchasing options is not a cost-effective way to implement the overlay strategy, it may employ options spreads. In a call option spread, each Fund purchases a call option while selling (writing) a call option that is further out of the money to partially offset the cost of the purchased option. In a put option spread a Fund purchases a put option while selling (writing) a put option that is further out of the money to partially offset the cost of the purchased option.

## Simplify Hedged Equity ETF

### *Equity Strategy*

Under normal circumstances, the Fund invests at least 80% of its net assets (plus any borrowings for investment purposes) in equity securities, primarily by purchasing exchange-traded funds (“ETFs”) that seek to track the investment results of the S&P 500 Index, which measures the performance of the large-capitalization sector of the U.S. equity market. The Fund typically invests at least 80% of the Fund’s portfolio in underlying ETFs. The adviser does not frequently trade ETFs but seeks to maintain consistent exposure to the S&P 500 Index.

### *Put/Spread Collar Strategy*

The Fund also purchases and sells exchange traded put options and sells exchange traded call options in the execution of an option overlay strategy known as a “put/spread collar” strategy. Up to twenty percent of the Fund’s net asset value will be subject to the “put/spread collar” strategy. The options used are based either on the S&P 500 Index itself or ETFs that seek to replicate the S&P 500 Index (“S&P 500 ETFs”). This strategy seeks to provide investors with downside protection from the put options as well as income from the index call options in an effort to reduce the risk and volatility associated with typical long-only equity strategies.

A call option gives the buyer the right, but not the obligation to buy, the underlying security at the exercise price, at or within a specified time. By contrast, a put option gives the buyer the right, but not the obligation to sell, the underlying security at the exercise price, at or within a specified time. The Fund uses these two types of options as described below.

The Fund creates a put/spread collar by buying a put option on the S&P 500 Index or an S&P 500 ETF at a higher strike price and selling a put option on that index or ETF at a relatively lower strike price, resulting in what is known as a put option spread. At the same time, the Fund will sell a call option on the S&P 500 Index or an S&P 500 ETF. The Fund may determine to create more than one put/spread collar as Fund assets increase. The put option spread is generally maintained so that the Fund is protected from a decrease in the market (as measured by the S&P 500 Index) of five to twenty percent. The options are reset on at least a quarterly basis to respond to current market conditions. The adviser utilizes a five to twenty percent range in order to align with similar low volatility strategies. The put option spread is a strategic, persistent exposure meant to hedge against a portion of market declines. If the market goes down, the Fund’s returns may fall less than the market because the adviser will sell or exercise the put options. The value of the Fund’s put options is expected to decrease in proportion to the decrease in value of the underlying assets, but the amount by which the Fund’s options increase or decrease in value depends on how far the market has moved from the time the options position was initiated and the relative strike prices of the purchased and sold put options. By selling call options in return for the receipt of premiums, the Fund will give up the opportunity to benefit from potential increases in the value of the S&P 500 ETFs above the exercise prices of such options. By purchasing put options in return for the payment of premiums, the Fund may be protected from a significant decline in the price of the S&P 500 ETFs if the put options become in the money (where the put option’s strike price is greater than the market price of the underlying asset), but during periods where the S&P 500 ETFs appreciate, the Fund will underperform due to the cost of the premiums paid and the increased value of call sold.

The put/spread collar seeks to protect the Fund against a decline in value, and its execution tends to be less expensive than a strategy of only purchasing put options. The premiums received from writing index call options are designed to provide income, and those premiums can help offset the cost of the put option spread. Any savings generated between the premiums received from writing index call options and the premiums of the put options are passed on to shareholders. This strategy, however, provides investors less downside risk when there is only a small decline in the price of the stock. This is because the protection offered by the collar is limited to the extent of the difference between the strike prices of the put option purchased and the put option sold. This means that the strategy will not be effective as a strategy of put options only would be in protecting the Fund from steeper declines. On the other hand, the use of call options limits the Fund’s ability to profit from increases in the value of its equity portfolio because when markets are rising, the call option will likely be exercised once the market price rises to the option’s strike price.

*Use of Futures.* In addition to the use of options in the put/spread collar strategy described above, the Fund may use future contracts (derivative contracts that obligate the buyer or seller to transact at a set price and predetermined time), primarily futures on indexes, to more effectively gain targeted equity exposure from its cash positions and to hedge the Fund’s portfolio if it is unable to purchase or write the necessary options for its overlay strategy.

### **Simplify Aggregate Bond PLUS Credit Hedge ETF**

The adviser seeks to achieve the Fund's investment objective by investing in investment grade bonds primarily by purchasing exchange traded funds and applying a credit hedge overlay to the Fund's investments.

#### *Bond Strategy*

The Fund has adopted a non-fundamental investment policy that, under normal circumstances, the Fund will invest at least 80% of its net assets (plus any borrowings for investment purposes) in U.S. investment grade bonds primarily by purchasing exchange traded funds ("ETFs").

The Fund pursues its equity strategy primarily by purchasing ETFs that invest principally in the U.S. investment grade bonds. The adviser does not frequently trade securities but seeks to maintain consistent exposure to such companies through its investments in ETFs. The adviser determines which ETFs to purchase based on factors such as price, liquidity, and track record. The adviser selects ETFs that are representative of an asset class, have a minimum five-year track record, adequate trading volume relative to the Fund's size.

The underlying ETFs that the Fund will invest in may target bonds with different maturities, durations, and quality requirements in connection with their investment strategies. Duration is a measure of price sensitivity of a debt security or a portfolio of debt securities to relative changes in interest rates. For instance, a duration of "five years" means that a security's or portfolio's price would be expected to decrease by approximately 5% with a 1% increase in interest rates (assuming a parallel shift in yield curve). Maturity is the period during which its owner will receive interest payments on the investment. When the bond reaches maturity, the Fund is repaid its par, or face value. A bond's quality is a reference to the grade given to a bond by a rating service that indicates its credit quality. The rating takes into consideration a bond issuer's financial strength or its ability to pay a bond's principal and interest in a timely fashion. For instance, a "AAA" high-grade rated bond offers more security and lower profit potential (lower yield) than a "B-" rated speculative bond.

#### *Credit Hedge Strategy*

The Fund may invest up to 20% of the Fund's portfolio in derivatives. The derivatives overlay consists of purchasing exchange-traded and over the counter ("OTC") put and call options on the equity indexes, ETFs, and by purchasing total return swaps. When the Fund purchases a call option, the Fund has the right, but not the obligation, to buy a stock or other asset at a specified price (strike price) within a specific time period. When the Fund purchases a put option, the Fund has the right, but not the obligation, to sell a stock or other asset at a specified price (strike price) within a specific time period. The Fund will invest in total return swaps that use investment grade or high yield indexes as reference assets and equity indexes or ETFs.

The option overlay is a strategic, persistent exposure meant to partially hedge against market declines. If the market goes up, the Fund's returns may outperform the market because the adviser will sell or exercise the call options. If the market goes down, the Fund's returns may fall less than the market because the adviser will sell or exercise the put options.

The adviser selects derivatives based upon its evaluation of relative value based on cost, strike price (price that the option can be bought or sold by the option holder) and maturity (the last date the option contract is valid) and will exercise or close the options based typically on maturity. The adviser anticipates purchasing and selling its derivatives on a monthly, quarterly, and annual basis, depending upon the Fund's rebalancing requirements and expiration dates. However, the adviser may rebalance the Fund's derivative portfolio on a more frequent basis for a number of reasons such as when market volatility renders the protection provided by the derivative strategy ineffective or a derivative position has appreciated to the point that it is prudent to decrease the Fund's exposure and realize gains for the Fund's shareholders. While the use of derivatives is intended to improve the Fund's performance, there is no guarantee that it will do so.

### **Simplify High Yield PLUS Credit Hedge ETF**

The adviser seeks to achieve the Fund's investment objective by investing in high yield bonds also known as "junk bonds" primarily by purchasing exchange traded funds and applying a credit hedge derivatives strategy to the Fund's investments.

#### *High Yield Strategy*

The Fund has adopted a non-fundamental investment policy that, under normal circumstances, the Fund will invest at least 80% of its net assets (plus any borrowings for investment purposes) in high yield securities also known as junk bonds primarily by investing in exchange traded funds. The Fund defines junk bonds as those rated below Baa3 by Moody's Investors Service or below BBB- by Standard and Poor's Rating Group, or, if unrated, determined by the adviser to be of similar credit quality. The adviser does not frequently trade securities but seeks to maintain consistent exposure to such companies through its investments in ETFs. The adviser determines which equity securities to purchase based on factors such as price, liquidity, and track record.

The underlying exchange traded funds that the Fund will invest in may target high yield bonds with different maturities, durations, and quality requirements in connection with their investment strategies. Duration is a measure of price sensitivity of a debt security or a portfolio of debt securities to relative changes in interest rates. For instance, a duration of "five years" means that a security's or portfolio's price would be expected to decrease by approximately 5% with a 1% increase in interest rates (assuming a parallel shift in yield curve). Maturity is the period during which its owner will receive interest payments on the investment. When the bond reaches maturity, the Fund is repaid its par, or face value. A bond's quality is a reference to the grade given to a bond by a rating service that indicates its credit quality. The rating takes into consideration a bond issuer's financial strength or its ability to pay a bond's principal and interest in a timely fashion. For instance, a "AAA" high-grade rated bond offers more security and lower profit potential (lower yield) than a "B-" rated speculative bond.

#### *Credit Hedge Strategy*

The Fund may invest up to 20% of the Fund's portfolio in derivatives. The derivatives overlay consists of purchasing exchange-traded and over the counter ("OTC") put and call options on the equity or fixed income index or equity or fixed income ETFs and by purchasing total return swaps. When the Fund purchases a call option, the Fund has the right, but not the obligation, to buy a stock or other asset at a specified price (strike price) within a specific time period. When the Fund purchases a put option, the Fund has the right, but not the obligation, to sell a stock or other asset at a specified price (strike price) within a specific time period. The Fund will invest in total return swaps that use fixed income instruments or fixed income indexes or ETFs as reference assets, and equity indexes or equity ETFs.

The option overlay is a strategic, persistent exposure meant to partially hedge against market declines. If the market goes up, the Fund's returns may outperform the market because the adviser will sell or exercise the call options. If the market goes down, the Fund's returns may fall less than the market because the adviser will sell or exercise the put options.

The adviser selects derivatives based upon its evaluation of relative value based on cost, strike price (price that the option can be bought or sold by the option holder) and maturity (the last date the option contract is valid) and will exercise or close the options based typically on maturity. The adviser anticipates purchasing and selling its derivatives on a monthly, quarterly, and annual basis, depending upon the Fund's rebalancing requirements and expiration dates. However, the adviser may rebalance the Fund's derivative portfolio on a more frequent basis for a number of reasons such as when market volatility renders the protection provided by the derivative strategy ineffective or a derivative position has appreciated to the point that it is prudent to decrease the Fund's exposure and realize gains for the Fund's shareholders. While the use of derivatives is intended to improve the Fund's performance, there is no guarantee that it will do so.



## **Simplify Macro Strategy ETF**

The Fund is an actively managed exchange-traded fund (“ETF”) that seeks to create a long bias cross-asset portfolio by investing in equity, fixed income, and alternative ETFs and derivatives. A long bias cross-asset portfolio is a risk-balanced portfolio of asset classes structured to provide equity-like returns with less risk and more consistent returns. Macro in the Fund’s name is a reference to the adviser’s investment and trading strategy that is based on its economic interpretation of large economic events on the national, regional, and global scale.

### *Equity, Fixed Income, and Alternatives Strategy*

The Fund will primarily invest in equity, fixed income, and alternative ETFs that are managed by the adviser. The Fund classifies fixed income ETFs as ETFs that invest in debt securities of any credit quality or maturity. Fixed income ETFs may invest in securities with credit quality below investment grade (commonly referred to as “junk bonds”). The Fund defines junk bonds as those rated below Baa3 by Moody’s Investors Service or below BBB- by Standard and Poor’s Rating Group, or, if unrated, determined by the adviser to be of similar credit quality. Equity ETFs are ETFs that invest in the equity securities of U.S. large capitalization companies. The Fund defines Alternatives ETFs as ETFs that invest in a variety of instruments including commodity, and foreign exchange futures contracts, VIX short term futures (futures on CBOE Volatility Index), high yield related fixed income and high income generating ETFs.

### *Derivatives Overlay*

The Fund may invest up to 20% of the Fund’s portfolio in derivatives. Such derivatives include equities, treasuries, commodities, and currencies or futures (derivative contracts that obligate the buyer or seller to transact at a set price and predetermined time) and exchange-traded and over the counter (“OTC”) put and call options on equity, treasury, commodity, and currency futures. When the Fund purchases a call option, the Fund has the right, but not the obligation, to buy an asset at a specified price (strike price) within a specific time period. When the Fund purchases a put option, the Fund has the right, but not the obligation, to sell an asset at a specified price (strike price) within a specific time period. The Fund may invest in total return swaps such as swaps that use high yield debt instruments or high yield indexes or equity indexes as reference assets.

The option overlay is a strategic, persistent exposure meant to partially hedge against market declines. If the market goes up, the Fund’s returns may outperform the market because the adviser will sell or exercise the call options. If the market goes down, the Fund’s returns may fall less than the market because the adviser will sell or exercise the put options.

The adviser selects derivatives based upon its evaluation of relative value based on cost, strike price (price that the option can be bought or sold by the option holder) and maturity (the last date the option contract is valid) and will exercise or close the options based typically on maturity. The adviser anticipates purchasing and selling its derivatives on a monthly, quarterly, and annual basis, depending upon the Fund’s rebalancing requirements and expiration dates. However, the adviser may rebalance the Fund’s derivative portfolio on a more frequent basis for a number of reasons such as when market volatility renders the protection provided by the derivative strategy ineffective or a derivative position has appreciated to the point that it is prudent to decrease the Fund’s exposure and realize gains for the Fund’s shareholders. While the use of derivatives is intended to improve the Fund’s performance, there is no guarantee that it will do so.

The Fund executes a portion of its alternative strategy and derivatives overlay strategy indirectly by investing in a wholly-owned subsidiary. The Fund gains exposure to certain investments related to these strategies by investing up to 25% of its assets in a wholly-owned subsidiary of the Fund organized under the laws of the Cayman Islands (the “Subsidiary”). The Subsidiary is advised by Simplify Asset Management Inc., the Fund’s investment advisor. Unlike the Fund, the Subsidiary is not an investment company registered under the Investment Company Act of 1940, as amended (the “1940 Act”). The Fund’s investment in the Subsidiary is intended to provide the Fund with exposure to Alternative ETFs and commodity-linked derivatives in accordance with applicable tax rules and regulations.

### **Simplify Managed Futures Strategy ETF**

The adviser seeks to achieve the Fund's investment objective by investing long or short in various types of futures contracts. The adviser delegates selection of futures contracts for the Fund's portfolio to a futures adviser, Altis Partners (Jersey) Limited ("Futures Adviser").

Under normal market conditions, the Fund invests in a portfolio of equity, U.S. Treasury, commodity, and foreign exchange futures contracts (collectively, "Futures Contracts"). The Fund attempts to capture the economic benefit derived from rising trends based on the price changes of these Futures Contracts. Each month, each Futures Contract will generally be positioned long if it is experiencing a positive price trend. The Fund may take short positions if the Futures contract is experiencing a negative price trend. This positioning is based on a comparison of the recent returns of each Futures Contract and the adviser's models that analyse various inputs including measures of relative and absolute momentum signals (prices trending higher or lower over various look back periods). The Fund will also hold short-term U.S. Treasury securities or other high credit quality, short-term fixed-income or similar securities (such as shares of money market funds and collateralized repurchase agreements) for direct investment or as collateral for Futures Contracts. The Fund may also invest up to 100% of its assets in short-term U.S. Treasury securities or other high credit quality, short-term fixed-income or similar securities (such as shares of money market funds and collateralized repurchase agreements). Reverse repurchase agreements are contracts in which a seller of securities, usually U.S. government securities or other money market instruments, agrees to buy the securities back at a specified time and price. Repurchase agreements are primarily used by the Fund as an indirect means of borrowing.

Typically, the Fund will not invest directly in commodity futures contracts. The Fund expects to gain exposure to these investments by investing up to 25% of its assets in a wholly-owned subsidiary of the Fund organized under the laws of the Cayman Islands (the "Subsidiary"). The Subsidiary is advised by Simplify Asset Management Inc. and the Fund's investment advisor. Unlike the Fund, the Subsidiary is not an investment company registered under the Investment Company Act of 1940, as amended (the "1940 Act"). The Fund's investment in the Subsidiary is intended to provide the Fund with exposure to commodity markets in accordance with applicable rules and regulations.

## **Simplify Gold Strategy ETF**

The Adviser seeks to achieve the Fund's investment objective by investing primarily in gold related exchange traded funds, exchange traded notes, and gold related derivatives.

### **Gold Strategy**

The Fund will invest in Gold exchange-traded futures contracts, exchange traded funds, ETNs, over-the-counter derivative contracts, and cash and cash-like instruments, including U.S. Treasuries and Treasury inflation-protected securities ("TIPS") or high-quality securities (collectively, "Collateral"). The Collateral may consist of U.S. Government securities, such as bills, notes and bonds issued by the U.S. Treasury; money market funds; exchange traded funds; and/or corporate debt securities, such as commercial paper and other short-term unsecured promissory notes issued by businesses that are rated investment grade or of comparable quality. Such Collateral is designed to provide liquidity, serve as margin or otherwise collateralize investments in exchange-traded futures contracts.

Gold bullion-related ETFs are those that invest primarily in physical Gold bullion and/or over-the-counter or exchange-traded derivatives on Gold bullion such as forward contracts, futures contracts, and options contracts or swap contracts. Gold bullion-related ETNs are those with interest and/or principal payments linked to the price of Gold bullion. Derivatives are primarily used as substitutes for Gold bullion because they are expected to produce returns that are substantially similar to those of Gold bullion. Derivatives used by the Fund are expected to produce a significant portion of the Fund's returns. The Fund does not invest more than 25% of Fund assets in over-the-counter derivative contracts with any one counterparty. Underlying ETFs and ETNs may employ leverage, which magnifies the changes in the underlying Gold index or Gold price upon which they are based.

### **Convexity Option Overlay Strategy**

Up to twenty percent of the Fund's net assets will be subject to the Fund's convexity option overlay. The option overlay consists of purchasing exchange-traded and OTC put and call options on gold futures and ETFs. When the Fund purchases a call option, the Fund has the right, but not the obligation, to buy a stock or other asset at a specified price (strike price) within a specific time period. When the Fund purchases a put option, the Fund has the right, but not the obligation, to sell a stock or other asset at a specified price (strike price) within a specific time period.

The option overlay is a strategic, persistent exposure meant to hedge against market moves and to add convexity to the Fund. If the market goes up, the Fund's returns may outperform the market because the Adviser will sell or exercise the call options. If the market goes down, the Fund's returns may fall less than the market because the Adviser will sell or exercise the put options. The Adviser selects options based upon its evaluation of relative value based on cost, strike price (price that the option can be bought or sold by the option holder) and maturity (the last date the option contract is valid) and will exercise or close the options based on maturity or portfolio rebalancing requirements. The Fund anticipates purchasing and selling options on a monthly, quarterly, and annual basis, depending upon the Fund's rebalancing requirements and the individual option expiration dates. However, the Fund may rebalance its option portfolio on a more frequent basis for a number of reasons such as market volatility renders the protection provided by the option strategy ineffective or an option position has appreciated to the point that it is prudent to decrease the Fund's exposure and realize gains for the Fund's shareholders. While the option overlay is intended to improve the Fund's performance, there is no guarantee that it will do so.

Convexity in the Fund's strategy is a reference to the mathematical term convexity. The Fund's returns are intended to possess convexity because the relationship between the Fund's returns and market returns is not designed to be linear. That is, if market returns go up and down in a linear fashion, the Fund's returns are expected to rise faster than the market in positive markets; while declining less than the market in negative markets. The value of the Fund's call options is expected to rise in proportion to the rise in value of the underlying assets, but the amount by which the Fund's options increase or decrease in value depends on how far the market has moved from the time the options position was initiated. The value of the Fund's call options may rise faster than the market if the Adviser successfully selects options that appreciate in value. The value of the Fund's put options are expected to decrease in proportion to the decrease in the value of the underlying assets, but the amount by which the Fund's put options decrease in value depends on how far the market has moved since from the time the position was initiated. Unless otherwise stated, the term "convexity" in the Fund's strategy refers to the intended non-linear nature between the Fund's and the market returns; it does not refer to the concept of "bond convexity," which is a measure of the non-linear relationship between bond duration and changes in interest rates.

The Fund expects to gain exposure to the gold market indirectly by investing up to 25% of its total assets (measured at the time of investment) in a wholly-owned and controlled subsidiary, which is designed to enhance the ability of the Fund to obtain exposure to the commodities market consistent with the limits of the U.S. federal tax law requirements applicable to registered investment

companies. Unlike the Fund, the Subsidiary may invest without limitation indirectly in commodity-linked derivatives investments, however, the Subsidiary will comply with the same 1940 Act asset coverage requirements, when viewed on a consolidated basis with the Fund, with respect to its investments in derivatives.

### **Temporary Defensive Positions**

From time to time, each Fund may take temporary defensive positions, which are inconsistent with the Fund's principal investment strategies, in attempting to respond to adverse market, economic, political, or other conditions. For example, the Funds may hold all or a portion of their respective assets in money market instruments, including cash, cash equivalents, U.S. government securities, other investment grade fixed income securities, certificates of deposit, bankers acceptances, commercial paper, money market funds and repurchase agreements. While a Fund is in a defensive position, the opportunity to achieve its investment objective will be limited. If a Fund invests in a money market fund, the shareholders of the Fund generally will be subject to duplicative management fees. Although a Fund would do this only in seeking to avoid losses, the Fund will be unable to pursue its investment objective during that time, and it could reduce the benefit from any upswing in the market.

### **Manager-of-Managers Order**

The Trust and the adviser have received an exemptive order from the SEC that permits the adviser, with the Board approval, to enter into sub-advisory agreements with one or more sub-advisers without obtaining shareholder approval. The exemptive order permits the adviser, subject to the approval of the Board to replace sub-advisers or amend sub-advisory agreements, including fees, without shareholder approval whenever the adviser and the Board believe such action will benefit the Fund and its shareholders.

**PRINCIPAL INVESTMENT RISKS:**

The following chart identifies the principal risks of each Fund.

The Funds are listed in the chart below by their ticker symbol.

	<u>SPYC</u>	<u>SPD</u>	<u>SPUC</u>	<u>QQC</u>	<u>QQD</u>	<u>PFIX</u>	<u>SVOL</u>	<u>SPBC</u>	<u>TYA</u>	<u>CYA</u>
Active Management Risk	X	X	X	X	X	X	X	X	X	X
Affiliated Investment Company Risk										X
Biotechnology Industry Risk										
Bitcoin Risk								X		
Borrowing Risk							X			
Cash or Cash Equivalents Risk							X		X	
Compounding Risk							X			
Commodity and Currency Risk										
Concentration Risk										
Counterparty Risk						X	X		X	
Credit Default Swaps Risk										X
Cryptocurrency Risk								X		
Cryptocurrency Tax								X		
Daily Rebalance Risk							X			
Derivatives Risk	X	X	X	X	X	X	X		X	X
EarlyClose/Trading Halt Risk	X	X	X	X	X	X	X	X	X	X
Emerging Markets Risk										
Equity Risk	X	X	X	X	X			X		
ETF Structure Risk	X	X	X	X	X	X	X	X	X	X
Fixed Income Securities Risk						X	X		X	X
Foreign Currency Risk										
Foreign Exchange Risk										X
Foreign Investment Risk										
Futures Risk									X	
Futures Advisor Risk										
Futures Contract Risk								X		X
Gold Risk										
Grayscale Bitcoin Trust Risk								X		
Healthcare Risk										
High Yield Risk										X
Inverse Correlation Risk							X			
Inverse ETFs Risk										X
Junk Bond Risk										

	<u>SPYC</u>	<u>SPD</u>	<u>SPUC</u>	<u>QQC</u>	<u>QQD</u>	<u>PFIX</u>	<u>SVOL</u>	<u>SPBC</u>	<u>TYA</u>	<u>CYA</u>
Large Capitalization Risk	X	X	X	X	X			X		
Leverage Risk	X	X	X	X	X	X	X		X	X
Limited History Risk	X	X	X	X	X	X	X	X	X	X
Market and Geopolitical Risk	X	X	X	X	X	X	X	X	X	X
Medical Product and Device Company Risk										
Micro Capitalization Stock Risk										
MLP and MLP Related Securities Risk										X
MLP Tax Risk										X
Non-Diversified Fund Risk						X				
Options Risk	X	X	X	X	X	X	X		X	X
Over the counter Market Risk	X	X	X	X	X	X	X		X	X
Pharmaceutical Company Risk										
Put/Spread Collar Strategy Risk										
Quarterly Rebalancing Risk									X	
REIT and Real Estate Risk										X
Reverse Repurchase Agreement Risk							X			
Rolling Futures Contract Risk										
Short-Term investment Risk							X		X	
Small and Medium Capitalization Risk	X	X	X	X	X			X		
Swaps Risk										
Swaptions Risk						X				
Subsidiary Investment Risk										
Technology Sector Risk				X	X					
TIPS Risk						X				
Turnover Rate Risk							X		X	X
Underlying Fund Risk	X	X	X	X	X			X		X
US Treasuries Risk									X	X
US Treasuries Market Risk										
Valuation Risk								X		
VIX Futures Risk							X			X
Volatility Risk							X			
Wholly-Owned Subsidiary Risk							X	X		

	<u>PINK</u>	<u>EAFD</u>	<u>EMGD</u>	<u>RTYD</u>	<u>HEQT</u>	<u>AGGH</u>	<u>CDX</u>	<u>FIG</u>	<u>CTA</u>	<u>GLDC</u>
Active Management Risk	X	X	X	X	X	X	X	X	X	X
Affiliated Investment Company Risk								X		
Biotechnology Industry Risk	X									
Bitcoin Risk										
Borrowing Risk										
Cash or Cash Equivalents Risk										
Commodity and Currency Risk									X	
Compounding Risk										
Concentration Risk	X									
Counterparty Risk										
Credit Default Swaps Risk										
Cryptocurrency Risk										
Cryptocurrency Tax Risk										
Daily Rebalance Risk										
Derivatives Risk		X	X	X	X	X	X	X		X
Early Close/Trading Halt Risk	X	X	X	X	X	X	X	X	X	X
Emerging Markets Risk			X							
Equity Risk	X	X	X	X	X	X				
ETF Structure Risk	X	X	X	X	X	X	X	X	X	X
Fixed Income Securities Risk						X				
Foreign Currency Risk									X	
Foreign Exchange Risk								X		
Foreign Investment Risk		X	X							
Futures Risk					X				X	
Futures Advisor Risk									X	
Futures Contract Risk								X		X
Gold Risk										X
Grayscale Bitcoin Trust Risk										
Healthcare Risk	X									
High Yield Risk										
Inverse Correlation Risk										
Inverse ETFs Risk										
Junk Bond Risk							X			



	<u>PINK</u>	<u>EAFD</u>	<u>EMGD</u>	<u>RTYD</u>	<u>HEQT</u>	<u>AGGH</u>	<u>CDX</u>	<u>FIG</u>	<u>CTA</u>	<u>GLDC</u>
Large Capitalization Risk	X	X	X		X	X		X		
Leverage Risk		X	X	X	X	X	X	X	X	X
Limited History Risk	X	X	X	X	X	X	X	X	X	X
Market and Geopolitical Risk	X	X	X	X	X	X	X	X	X	X
Medical Product and Device Company Risk	X									
Micro Capitalization Stock Risk	X									
MLP and MLP Related Securities Risk										
MLP Tax Risk										
Non-Diversified Fund Risk										
Options Risk		X	X	X		X	X	X	X	X
Over the counter Market Risk		X	X	X		X	X	X	X	X
Pharmaceutical Company Risk	X									
Put/Spread Collar Strategy Risk					X					
Quarterly Rebalancing Risk										
REIT and Real Estate Risk										
Reverse Repurchase Agreement Risk									X	
Rolling Futures Contract Risk									X	
Short-Term Investment Risk										
Small and Medium Capitalization Risk	X	X	X	X						
Swaps Risk						X	X	X		
Swaptions Risk										
Subsidiary Investment Risk								X	X	
Technology Sector Risk										
TIPS Risk										X
Turnover Rate Risk	X									
Underlying Fund Risk	X	X	X	X	X	X	X	X	X	
US Treasuries Risk										
US Treasuries Market Risk									X	
Valuation Risk										
VIX Futures Risk										
Volatility Risk										
Wholly-Owned Subsidiary Risk										X

The following describes the risks born by the Funds with respect to its investments.

*Active Management Risk.* Each Fund is subject to the risk that its investment management strategy may not produce the intended results. There can be no assurance that the securities selected by the adviser will produce positive returns.

*Affiliated Investment Company Risk.* The Funds may invest in affiliated underlying funds (the “Affiliated Funds”), unaffiliated underlying funds, or a combination of both. The adviser, therefore, is subject to conflicts of interest in allocating a Fund’s assets among the Affiliated Funds. The adviser will receive more revenue to the extent it selects Affiliated Fund rather than an unaffiliated fund for inclusion in a Fund’s portfolio. In addition, the adviser may have an incentive to allocate the Fund’s assets to those Affiliated Funds for which the net advisory fees payable to the adviser are higher than the fees payable by other Affiliated Funds. The adviser has agreed to waive any portion of its management fee earned by investing the Fund’s assets invested in an Affiliated Fund.

*Biotechnology Industry Risk.* The biotechnology industry can be significantly affected by patent considerations, including the termination of patent protections for products, intense competition both domestically and internationally, rapid technological change and obsolescence, government regulation and expensive insurance costs due to the risk of product liability lawsuits. In addition, the biotechnology industry is an emerging growth industry, and therefore biotechnology companies may be thinly capitalized and more volatile than companies with greater capitalizations. Biotechnology companies must contend with high development costs, which may be exacerbated by the inability to raise prices to cover costs because of managed care pressure, government regulation or price controls.

*Bitcoin Risk.* The value of the Fund’s investment in the Grayscale Bitcoin Trust is subject to fluctuations in the value of bitcoins. The value of bitcoins is determined by the supply of and demand for bitcoins in the global market for the trading of bitcoins, which consists of transactions on electronic bitcoin exchanges (“Bitcoin Exchanges”). Pricing on Bitcoin Exchanges and other venues can be volatile and can adversely affect the value of the Grayscale Bitcoin Trust. Currently, there is relatively small use of bitcoins in the retail and commercial marketplace in comparison to the relatively large use of bitcoins by speculators, thus contributing to price volatility that could adversely affect the Fund’s investment in the Grayscale Bitcoin Trust. Bitcoin transactions are irrevocable and stolen or incorrectly transferred bitcoins may be irretrievable. As a result, any incorrectly executed bitcoin transactions could adversely affect the value of the Fund’s investment in the Grayscale Bitcoin Trust. Shares of the Grayscale Bitcoin Trust may trade at a premium or discount to the net asset value of the Grayscale Bitcoin Trust.

*Borrowing Risk.* The Fund may borrow for investment purposes indirectly by using reverse repurchase agreements. Reverse repurchase agreements are financing arrangements that involve sales by the Fund of portfolio securities concurrently with an agreement by the Fund to repurchase the same securities at a later date at a fixed price. Reverse repurchase agreements do not mitigate the Fund’s risk that the market value of the securities the Fund is obligated to repurchase under the agreement may decline below the repurchase price. The Fund may enter into over-the-counter reverse repurchase agreements. The cost of borrowing may reduce the Fund’s return. Borrowing may cause the Fund to liquidate positions to under adverse market conditions to satisfy its repayment obligations. Borrowing increases the risk of loss and may increase the volatility of the Fund.

*Cash or Cash Equivalents Risk.* At any time, the Fund may have significant investments in cash or cash equivalents. When a substantial portion of a portfolio is held in cash or cash equivalents, there is the risk that the value of the cash account, including interest, will not keep pace with inflation, thus reducing purchasing power over time. Additionally, in rising markets, holding cash or cash equivalents may adversely affect the Fund’s performance and the Fund may not achieve its investment objective.

*Commodity and Currency Risk.* Investments linked to commodity or currency futures contracts can be highly volatile compared to investments in traditional securities, and funds holding instruments linked to commodity or currency futures contracts may experience large losses. The value of instruments linked to commodity or currency futures contracts may be affected by market movements, commodity or currency benchmarks (as the case may be), volatility, changes in interest rates, or factors affecting a particular industry, commodity or currency. For example, commodity futures contracts may be affected by numerous factors, including drought, floods, fires, weather, livestock disease, pipeline ruptures or spills, embargoes, tariffs and international, economic, political or regulatory developments. In particular, trading in natural gas futures contracts (or other financial instruments linked to natural gas) has historically been very volatile and can be expected to be very volatile in the future. High volatility may have an adverse impact on the Fund.

*Compounding Risk.* The return of the Fund for a period longer than a single day is the result of its return for each day compounded over the period and usually will differ in amount and possibly even direction from the Fund's stated multiple times the return of the Index for the same period. These differences can be significant. Daily compounding of the investment return of the Fund can dramatically and adversely affect its longer-term performance, especially during periods of high volatility. Volatility has a negative impact on the Fund's performance and the volatility of the Index may be at least as important to the returns of the Fund as the return of the Index.

*Concentration Risk.* Concentration risk is the possibility that securities within the same industry will decline in price due to industry-specific market or economic developments. If the Fund invests more heavily in a particular industry, the value of its shares may be especially sensitive to factors and economic risks that specifically affect that industry. As a result, the Fund's share price may fluctuate more widely than the value of shares of a mutual fund that invests in a broader range of industries. Additionally, some industries could be subject to greater government regulation than other industries. Therefore, changes in regulatory policies for those sectors may have a material effect on the value of securities issued by companies in those industries.

*Counterparty Risk.* The Fund may engage in transactions in securities and financial instruments that involve counterparties. Counterparty risk is the risk that a counterparty (the other party to a transaction or an agreement or the party with whom the Fund executes transactions) to a transaction with the Fund may be unable or unwilling to make timely principal, interest or settlement payments, or otherwise honor its obligations. To limit the counterparty risk associated with such transactions, the Fund conducts business only with financial institutions judged by the Adviser to present acceptable credit risk.

*Credit Default Swaps Risk.* CDS are typically two-party financial contracts that transfer credit exposure between the two parties. Under a typical CDS, one party (the "seller") receives pre-determined periodic payments from the other party (the "buyer"). The seller agrees to make compensating specific payments to the buyer if a negative credit event occurs, such as the bankruptcy or default by the issuer of the underlying debt instrument. The use of CDS involves investment techniques and risks different from those associated with ordinary portfolio security transactions, such as potentially heightened counterparty, concentration and exposure risks.

*Cryptocurrency Risk.* Cryptocurrency (notably, Bitcoin), often referred to as "virtual currency" or "digital currency," operates as a decentralized, peer-to-peer financial exchange and value storage that is used like money. The Fund may have exposure to Bitcoin, a cryptocurrency, indirectly through an investment in an investment vehicle. Cryptocurrencies operate without central authority or banks and are not backed by any government. Cryptocurrencies may experience very high volatility and related investment vehicles may be affected by such volatility. Cryptocurrency is not legal tender. Federal, state or foreign governments may restrict the use and exchange of cryptocurrency, and regulation in the U.S. is still developing. Cryptocurrency exchanges have stopped operating and have permanently shut down due to fraud, technical glitches, hackers or malware. Cryptocurrencies exchanges are new, largely unregulated, and may be more exposed to fraud.

*Cryptocurrency Tax Risk.* By investing in cryptocurrency products indirectly through the Subsidiary, the Fund will obtain exposure to cryptocurrency within the federal tax requirements that apply to the Fund. However, because the Subsidiary is a controlled foreign corporation, any income received by the Fund from its investments in the Subsidiary will be passed through to the Fund as ordinary income, which may be taxed at less favourable rates than capital gains. The Fund's investment in Grayscale Bitcoin Trust or similar investment vehicle is a grantor trust for U.S. federal income tax purposes, and therefore an investment by the Fund in such an investment will generally be treated as a direct investment in a cryptocurrency for such purposes.

*Daily Rebalancing Risk.* The daily rebalancing of the futures contracts underlying the Index may impact trading in such futures contracts. For example, such trading may cause futures commission merchants to adjust their hedges. The trading activity associated with such transactions will contribute to the existing trading volume of the underlying futures contracts and may adversely affect the market price of such underlying futures contracts and in turn the level of the Index.

*Derivatives Risk.* A Fund's use of derivative instruments involves risks different from, or possibly greater than, the risks associated with investing directly in securities and other traditional investments. These risks include (i) the risk that the counterparty to a derivative transaction may not fulfill its contractual obligations; (ii) risk of mispricing or improper valuation; and (iii) the risk that changes in the value of the derivative may not correlate perfectly with the underlying asset, rate or index. Derivative prices are highly volatile and may fluctuate substantially during a short period of time. Such prices are influenced by numerous factors that affect the markets, including, but not limited to: changing supply and demand relationships; government programs and policies; national and international political and economic events, changes in interest rates, inflation and deflation and changes in supply and demand relationships. Trading derivative instruments involves risks different from, or possibly greater than, the risks associated with investing directly in securities including:

*Early Close/Trading Halt Risk.* An exchange or market may close or issue trading halts on specific securities, or the ability to buy or sell certain securities or financial instruments may be restricted, which may prevent a Fund from buying or selling certain securities or financial instruments. In these circumstances, a Fund may be unable to rebalance its portfolio, may be unable to accurately price its investments and may incur substantial trading losses.

*Emerging Markets Risk.* The Fund may invest in countries with newly organized or less developed securities markets. Investments in emerging markets typically involves greater risks than investing in more developed markets. Generally, economic structures in these countries are less diverse and mature than those in developed countries and their political systems tend to be less stable. Emerging market countries may have different regulatory, accounting, auditing, and financial reporting and record keeping standards and may have material limitations on PCAOB inspection, investigation, and enforcement. Therefore, the availability and reliability of information, particularly financial information, material to an investment decision in emerging market companies may be limited in scope and reliability as compared to information provided by U.S. companies. Emerging market economies may be based on only a few industries. As a result, security issuers, including governments, may be more susceptible to economic weakness and more likely to default. Emerging market countries also may have relatively unstable governments, weaker economies, and less-developed legal systems with fewer security holder rights. Investments in emerging markets countries may be affected by government policies that restrict foreign investment in certain issuers or industries. The potentially smaller size of securities markets in emerging market countries and lower trading volumes can make investments relatively illiquid and potentially more volatile than investments in developed countries, and such securities may be subject to abrupt and severe price declines. Due to this relative lack of liquidity, the Fund may have to accept a lower price or may not be able to sell a portfolio security at all. An inability to sell a portfolio position can adversely affect the Fund's value or prevent the Fund from being able to meet cash obligations or take advantage of other investment opportunities.

*Equity Risk.* Equity securities are susceptible to general stock market fluctuations and to volatile increases and decreases in value. The equity securities held by a Fund may experience sudden, unpredictable drops in value or long periods of decline in value. This may occur because of factors affecting securities markets generally, the equity securities of a particular sector, or a particular company.

*ETF Structure Risk:* Each Fund is structured as an ETF and will invest in underlying ETFs. As a result, each Fund is subject to special risks, including:

- *Not Individually Redeemable.* A Fund's Shares ("Shares") are not redeemable by retail investors and may be redeemed only by the Authorized Participant at net asset value ("NAV") and only in Creation Units. A retail investor generally incurs brokerage costs when selling shares.
- *Trading Issues.* Trading in Shares on the Exchange may be halted due to market conditions or for reasons that, in the view of the Exchange, make trading in Shares inadvisable, such as extraordinary market volatility. There can be no assurance that Shares will continue to meet the listing requirements of the Exchange, which may result in a Fund's shares being delisted. An active trading market for the Shares may not be developed or maintained. If the Shares are traded outside a collateralized settlement system, the number of financial institutions that can act as Authorized Participants that can post collateral on an agency basis is limited, which may limit the market for the Shares.
- *Market Price Variance Risk.* Individual Shares of a Fund that are listed for trading on the Exchange can be bought and sold in the secondary market at market prices. The market prices of Shares will fluctuate in response to changes in NAV and supply and demand for Shares. There may be times when the market price and the NAV vary significantly and you may pay more than NAV when buying Shares on the secondary market, and you may receive less than NAV when you sell those Shares. The market price of Shares, like the price of any exchange-traded security, includes a "bid-ask spread" charged by the exchange specialists, market makers or other participants that trade the particular security. In times of severe market disruption, the bid-ask spread often increases significantly. This means that Shares may trade at a discount to NAV and the discount is likely to be greatest when the price of Shares is falling fastest, which may be the time that you most want to sell your Shares. A Fund's investment results are measured based upon the daily NAV of a Fund over a period of time. Investors purchasing and selling Shares in the secondary market may not experience investment results consistent with those experienced by those Authorized Participants creating and redeeming directly with a Fund.
  - In times of market stress, market makers may step away from their role market making in shares of ETFs and in executing trades, which can lead to differences between the market value of Shares and the Fund's NAV.
  - The market price for the Shares may deviate from a Fund's NAV, particularly during times of market stress, with the result that investors may pay significantly more or significantly less for Shares than a Fund's NAV, which is reflected in the bid and ask price for Fund shares or in the closing price.
  - In stressed market conditions, the market for the Shares may become less liquid in response to the deteriorating liquidity of a Fund's portfolio. This adverse effect on the liquidity of the Shares may, in turn, lead to differences between the market value of the Shares and a Fund's NAV.
- *Authorized Participant Risk.* Only an Authorized Participant may engage in creation or redemption transactions directly with a Fund. A Fund has a limited number of institutions that may act as an Authorized Participant on an agency basis (*i.e.*, on behalf of other market participants). To the extent that Authorized Participants exit the business or are unable to proceed with creation or redemption orders with respect to a Fund and no other Authorized Participant is able to step forward to create or redeem Creation Units, a Fund's shares may be more likely to trade at a premium or discount to NAV and possibly face trading halts or delisting. Authorized Participant concentration risk may be heightened for securities or instruments that have lower trading volumes.

*Exchange-Traded Notes Risk.* The value of an ETN may be influenced by, among other things, time to maturity, level of supply and demand for the ETN, volatility and lack of liquidity in underlying markets, changes in the applicable interest rates, the performance of the reference instrument, changes in the issuer's credit rating and economic, legal, political or geographic events that affect the reference instrument. Because the return on the ETN is dependent on the issuer's ability or willingness to meet its obligations, the value of the ETN may change due to factors impacting the issuer (such as changes in the issuer's credit rating) even if there are not changes in the underlying reference instrument. The market value of ETN shares may differ from the value of the reference instrument. This difference in price may be due to the fact that the supply and demand in the market for ETN shares at any point in time is not always identical to the supply and demand in the market for the assets underlying the reference instrument that the ETN seeks to track. There may be restrictions on the Fund's right to redeem its investment in an ETN, which are generally meant to be held until maturity. The Fund's decision to sell its ETN holdings may be limited by the availability of a secondary market. An investor in an ETN could lose some or all of the amount invested.

*Fixed Income Securities Risk.* Fixed income risk factors include credit risk (the debtor may default) and prepayment risk (the debtor may pay its obligation early or later than expected, potentially reducing the amount of interest payments or extending time to principal repayment). These risks could affect the value of a particular investment possibly causing the Fund's share price and total return to be reduced and fluctuate more than other types of investments. When a Fund invests in fixed income securities the value of your investment in a Fund will fluctuate with changes in interest rates. Typically, a rise in interest rates causes a decline in the value of fixed income securities. In general, the market price of debt securities with longer maturities will increase or decrease more in response to changes in interest rates than shorter-term securities. If the U.S. Federal Reserve's Federal Open Market Committee ("FOMC") raises the federal funds interest rate target, interest rates across the U.S. financial system may rise. However, the magnitude of rate changes across maturities and borrower sectors is uncertain. Rising rates may decrease liquidity and increase volatility, which may make portfolio management more difficult and costly to a Fund and its shareholders. Additionally, default risk increases if issuers must borrow at higher rates. Generally, these changing market conditions may cause a Fund's share price to fluctuate or decline more than other types of equity investments.

*Foreign Currency Risk.* The Fund holds investments that provide exposure to non-U.S. currencies, currency exchange rates or interest rates denominated in such currencies. Changes in currency exchange rates and the relative value of non-U.S. currencies will affect the value of the Fund's investment and the value of Fund shares. Currency exchange rates can be very volatile and can change quickly and unpredictably. As a result, the value of an investment in the Fund may change quickly and without warning and your investment in the Fund may experience losses.

*Foreign Exchange Risk.* Because options held by the Fund may trade on foreign exchanges that are closed when the Fund's primary listing exchange is open, there are likely to be deviations between the current price of a security and the security's last quoted price from the closed foreign market. This may result in premiums and discounts that are greater than those experienced by domestic ETFs.

*Foreign Investment Risk.* The Fund may invest in securities domiciled in countries outside the U.S. and Canada that may experience more rapid and extreme changes in value than a fund that invests exclusively in securities of U.S. and Canadian companies. These companies may be subject to additional risks, including political and economic risks, civil conflicts and war, greater volatility, expropriation and nationalization risks, currency fluctuations, higher transaction costs, delayed settlement, and less stringent investor protection and disclosure standards than those of U.S. and Canadian markets. The potential departure of one or more other countries from the European Union could have significant political and financial consequences for global markets.

*Futures Risk.* The Fund's use of futures involves risks different from, or possibly greater than, the risks associated with investing directly in securities and other traditional investments. These risks include (i) leverage risk (ii) risk of mispricing or improper valuation; and (iii) the risk that changes in the value of the futures contract may not correlate perfectly with the underlying index. Investments in futures involve leverage, which means a small percentage of assets invested in futures can have a disproportionately large impact on the Fund. This risk could cause the Fund to lose more than the principal amount invested. Futures contracts may become mispriced or improperly valued when compared to the adviser's expectation and may not produce the desired investment results. Additionally, changes in the value of futures contracts may not track or correlate perfectly with the underlying index because of temporary, or even long-term, supply and demand imbalances and because futures do not pay dividends unlike the stocks upon which they are based.

*Futures Adviser Risk.* The Futures Adviser's judgments about the attractiveness, value and potential appreciation of particular asset classes and securities in which the Fund invests may prove to be incorrect and may not produce the desired results.

*Futures Contract Risk.* The successful use of futures contracts draws upon the Adviser's skill and experience with respect to such instruments and are subject to special risk considerations. The primary risks associated with the use of futures contracts are (a) the imperfect correlation between the change in market value of the instruments held by a Fund and the price of the forward or futures contract; (b) possible lack of a liquid secondary market for a forward or futures contract and the resulting inability to close a forward or futures contract when desired; (c) investments in futures contracts involves leverage, which means a small percentage of assets in futures can have a disproportionately large impact on a Fund and a Fund can lose more than the principal amount invested; (d) losses caused by unanticipated market movements, which are potentially unlimited; (e) the Adviser's inability to predict correctly the direction of securities prices, interest rates, currency exchange rates and other economic factors; (f) the possibility that the counterparty will default in the performance of its obligations; and (g) if a Fund has insufficient cash, it may have to sell securities from its portfolio to meet daily variation margin requirements, and a Fund may have to sell securities at a time when it may be disadvantageous to do so.

*Gold Risk.* The price of Gold may be volatile and Gold bullion-related ETFs, ETNs and derivatives may be highly sensitive to the price of Gold. The price of Gold bullion can be significantly affected by international monetary and political developments such as currency devaluation or revaluation, central bank movements, economic and social conditions within a country, transactional or trade imbalances, or trade or currency restrictions between countries.

*Grayscale Bitcoin Trust Risk.* The Fund will invest indirectly in bitcoin through the Grayscale Bitcoin Trust. The Grayscale Bitcoin Trust is a private investment fund that is not regulated under the 1940 Act. The shares of the Grayscale Bitcoin Trust may trade at a premium or discount, may not directly correspond to the price of Bitcoin, and are highly volatile.

*Healthcare Risk.* To the extent the Fund focuses on the healthcare sector, the Fund may be more susceptible to the particular risks that may affect companies in the healthcare sector than if it were invested in a wider variety of companies in unrelated sectors. The profitability of companies in the healthcare sector may be adversely affected by the following factors, among others: extensive government regulations, restrictions on government reimbursement for medical expenses, rising costs of medical products and services, pricing pressure, an increased emphasis on outpatient services, changes in the demand for medical products and services, a limited number of products, industry innovation, changes in technologies and other market developments. A number of issuers in the healthcare sector have recently merged or otherwise experienced consolidation. The effects of this trend toward consolidation are unknown and may be far-reaching. Many healthcare companies are heavily dependent on patent protection. The expiration of a company's patents may adversely affect that company's profitability. Many healthcare companies are subject to extensive litigation based on product liability and similar claims. Healthcare companies are subject to competitive forces that may make it difficult to raise prices and, in fact, may result in price discounting. Many new products in the healthcare sector may be subject to regulatory approvals. The process of obtaining such approvals may be long and costly, and such efforts ultimately may be unsuccessful. Companies in the healthcare sector may be thinly capitalized and may be susceptible to product obsolescence. In addition, a number of legislative proposals concerning healthcare have been considered by the U.S. Congress in recent years. It is unclear what proposals will ultimately be enacted, if any, and what effect they may have on companies in the healthcare sector.

*High Yield Risk.* The Fund may invest in high yield risk securities (commonly known as "junk bonds") which are subject to greater levels of credit, call and liquidity risks. High yield securities are considered primarily speculative with respect to the issuer's continuing ability to make principal and interest payments, and may be more volatile than higher-rated securities of similar maturity.

*Inverse Correlation Risk.* A number of factors may affect the Fund's ability to achieve a high degree of inverse correlation with the Index, and there is no guarantee that the Fund will achieve a high degree of inverse correlation. Failure to achieve a high degree of inverse correlation may prevent the Fund from achieving its investment objective, and the percentage change of the Fund's NAV each day may differ, perhaps significantly in amount, and possibly even direction, from the inverse of the percentage change of the Index on such day.

*Inverse ETFs.* Investing in inverse ETFs may result in increased volatility due to the funds' possible use of short sales of securities and derivatives such as options and futures. The use of leverage by an ETF increases risk to the Fund. The more a fund invests in leveraged instruments, the more the leverage will magnify any gains or losses on those investments. During periods of increased volatility, inverse ETFs may not perform in the manner they are designed.

*Junk Bond Risk.* Lower-quality bonds, known as "high yield" or "junk" bonds, present a significant risk for loss of principal and interest. These bonds offer the potential for higher return, but also involve greater risk than bonds of higher quality, including an increased possibility that the bond's issuer, obligor or guarantor may not be able to make its payments of interest and principal (credit quality risk). If that happens, the value of the bond may decrease, and the Fund's share price may decrease and its income distribution may be reduced. An economic downturn or period of rising interest rates (interest rate risk) could adversely affect the market for these bonds and reduce the Fund's ability to sell its bonds (liquidity risk). Such securities may also include "Rule 144A" securities, which are subject to resale restrictions. The lack of a liquid market for these bonds could decrease the Fund's share price.

*Large Capitalization Risk.* Large-capitalization companies may be less able than smaller capitalization companies to adapt to changing market conditions. Large-capitalization companies may be more mature and subject to more limited growth potential compared with smaller capitalization companies. During different market cycles, the performance of large capitalization companies has trailed the overall performance of the broader securities markets.

*Leverage Risk.* Using derivatives can create leverage, which can amplify the effects of market volatility on each Fund's share price and make a Fund's returns more volatile. The use of leverage may cause a Fund to liquidate portfolio positions when it would not be advantageous to do so in order to satisfy its obligations. The use of leverage may also cause a Fund to have higher expenses than those of other funds that do not use such techniques.

*Limited History of Operations.* The Funds are new ETFs and have limited history of operations for investors to evaluate. Investors in a Fund bear the risk that a Fund may not be successful in implementing its investment strategies, may be unable to implement certain of its investment strategies or may fail to attract sufficient assets, any of which could result in a Fund being liquidated and terminated at any time without shareholder approval and at a time that may not be favorable for all shareholders. Such a liquidation could have negative tax consequences for shareholders and will cause shareholders to incur expenses of liquidation. The adviser may not achieve its intended result in managing a Fund.

*Market and Geopolitical Risk.* The increasing interconnectivity between global economies and financial markets increases the likelihood that events or conditions in one region or financial market may adversely impact issuers in a different country, region or financial market. Securities in a Fund's portfolio may underperform due to inflation (or expectations for inflation), interest rates, global demand for particular products or resources, natural disasters, pandemics, epidemics, terrorism, international conflicts, regulatory events and governmental or quasi-governmental actions. The occurrence of global events similar to those in recent years may result in market volatility and may have long term effects on both the U.S. and global financial markets. The novel coronavirus (COVID-19) global pandemic and the aggressive responses taken by many governments, including closing borders, restricting international and domestic travel, and the imposition of prolonged quarantines or similar restrictions, as well as the forced or voluntary closure of, or operational changes to, many retail and other businesses had negative impacts, and in many cases severe negative impacts, on markets worldwide. It is not known how long such impacts, or any future impacts of other significant events described above, will or would last, but there could be a prolonged period of global economic slowdown, which may impact your investment.

*Medical Product and Device Company Risk.* Companies that manufacture or develop medical products or devices subject to extensive regulation in the United States by the FDA and by comparable government agencies in other countries. The regulations govern the development, design, approval, manufacturing, labeling, importing and exporting and sale and marketing of many of our medical products. These regulations are also subject to future change. Failure to comply with applicable regulations and quality assurance guidelines could lead to manufacturing shutdowns, product shortages, delays in product manufacturing, product seizures, recalls, operating restrictions, withdrawal or suspension of required licenses, and prohibitions against exporting of products to, or importing products from, countries outside the United States. Medical product and medical device companies could be required to expend significant financial and human resources to remediate failures to comply with applicable regulations and quality assurance guidelines.



*Micro Capitalization Stock Risk.* Micro capitalization companies may be newly formed or have limited product lines, distribution channels and financial and managerial resources. The risks associated with those investments are generally greater than those associated with investments in the securities of larger, more established companies. This may cause the Fund's net asset value to be more volatile when compared to investment companies that focus only on large capitalization companies. Generally, securities of micro capitalization companies are more likely to experience sharper swings in market value, less liquid markets in which it may be more difficult for the adviser to sell at times and at prices that the adviser believes appropriate and generally are more volatile than those of larger companies. Compared to large companies, micro capitalization companies are more likely to have (i) less information publicly available, (ii) more limited product lines or markets and less mature businesses, (iii) fewer capital resources, (iv) more limited management depth and (v) shorter operating histories. Further, the equity securities of micro capitalization companies are often traded over the counter and generally experience a lower trading volume than is typical for securities that are traded on a national securities exchange. Consequently, the Fund may be required to dispose of these securities over a larger period of time (and potentially at less favorable prices) than would be the case for securities of larger companies, offering greater potential for gains and losses and associated tax consequences.

*MLP and MLP-Related Securities Risk.* Investments in MLPs and MLP-related securities involve risks different from those of investing in common stock including risks related to limited control and limited rights to vote on matters affecting the MLP or MLP-related security, risks related to potential conflicts of interest between an MLP and the MLP's general partner, cash flow risks, dilution risks (which could occur if the MLP raises capital and then invests it in projects whose return fails to exceed the cost of capital raised) and risks related to the general partner's limited call right. MLPs and MLP-related securities are generally considered interest-rate sensitive investments. During periods of interest rate volatility, these investments may not provide attractive returns. Depending on the state of interest rates in general, the use of MLPs or MLP-related securities could enhance or harm the overall performance of the Fund.

*MLP Tax Risk.* MLPs, typically, do not pay U.S. federal income tax at the partnership level. Instead, each partner is allocated a share of the partnership's income, gains, losses, deductions and expenses. A change in current tax law or in the underlying business mix of a given MLP could result in an MLP being treated as a corporation for U.S. federal income tax purposes, which would result in such MLP being required to pay U.S. federal income tax on its taxable income. The classification of an MLP as a corporation for U.S. federal income tax purposes would have the effect of reducing the amount of cash available for distribution by the MLP. Thus, if any of the MLPs owned by the Fund were treated as corporations for U.S. federal income tax purposes, it could result in a reduction of the value of your investment in the Fund and lower income, as compared to an MLP that is not taxed as a corporation.

*Non-Diversified Fund Risk.* Because the Fund is non-diversified and may invest a greater portion of its assets in fewer issuers than a diversified fund, changes in the market value of a single portfolio holding could cause greater fluctuations in the Fund's share price than would occur in a diversified fund. This may increase the Fund's volatility and cause the performance of a single portfolio holding or a relatively small number of portfolio holdings to have a greater impact on the Fund's performance.

*Options Risk.* The Funds may purchase call and put options on securities in which they invest. A Fund may engage in these transactions to hedge against a decline in the value of securities owned or an increase in the price of securities which a Fund plans to purchase.

- *Put Options.* When a Fund purchases a put option, it receives, in return for the premium it pays, the right to sell to the writer of the option the underlying security at a specified price at any time before the option expires. A Fund purchases put options in anticipation of a decline in the market value of the underlying security. During the life of the put option, a Fund is able to sell the underlying security at the exercise price regardless of any decline in the market price of the underlying security. In order for a put option to result in a gain, the market price of the underlying security must decline, during the option period, below the exercise price enough to cover the premium and transaction costs.
- *Call Options.* When a Fund purchases a call option, it receives, in return for the premium it pays, the right to buy from the writer of the option the underlying security at a specified price at any time before the option expires. A Fund purchases call options in anticipation of an increase in the market value of securities that it intends ultimately to buy. During the life of the call option, a Fund is able to buy the underlying security at the exercise price regardless of any increase in the market price of the underlying security. In order for a call option to result in a gain, the market price of the underlying security must exceed the sum of the exercise price, the premium paid, and transaction costs.

*Over-the-Counter Market Risk.* Securities and options traded in over-the-counter markets may trade less frequently and in limited volumes and thus exhibit more volatility and liquidity risk, and the prices paid by a Fund in over-the-counter transactions may include an undisclosed dealer markup. Each Fund is also exposed to default by the over-the-counter option writer who may be unwilling or unable to perform its contractual obligations to a Fund.

*Put/Spread Collar Strategy Risk.* The put/collar strategy used to seek to protect the Fund against a decline in value may not work as intended. In addition, as described above, this strategy provides investors less downside risk when there is only a small decline in the price of the stock, and the strategy will not be effective in protecting the Fund from steeper declines. The Fund's collar strategy will consist of call options positions and long put options positions. By selling call options in return for the receipt of premiums, the Fund will give up the opportunity to benefit from potential increases in the value of the S&P 500 ETFs above the exercise prices of such options. By purchasing put options in return for the payment of premiums, the Fund may be protected from a significant decline in the price of the S&P 500 ETFs if the put options become in the money, but during periods where the S&P 500 ETFs appreciate, the Fund will underperform due to the cost of the premiums paid and the increased value of call sold. Investors who purchase shares of the Fund when the Fund's put/collar strategy is not active may experience different levels of downside protection and upside participation depending on market performance. In addition, the Fund's ability to sell the securities underlying the options will be limited while the options are in effect unless the Fund cancels out the options positions through the purchase or sale of offsetting identical options prior to the expiration of the options. Exchanges may suspend the trading of options in volatile markets. If trading is suspended, the Fund may be unable to purchase or sell options at times that may be desirable or advantageous to do so, which may increase the risk of tracking error. The Fund's returns will not match that of a fund that invests solely in securities listed on the S&P 500 index.

*Pharmaceutical Company Risk.* Companies in the pharmaceutical industry are heavily dependent on patent protection. The expiration of patents may adversely affect the profitability of the companies. Pharmaceutical companies are also subject to extensive litigation based on product liability and other similar claims. Many new products are subject to approval of the Food and Drug Administration, a process that can be long and costly. Expanding international operations may lead to risks resulting from differences between U.S. and foreign legal, political and economic systems, regulatory regimes and market practices.

*Quarterly Rebalancing Risk.* The quarterly rebalancing of the futures contracts underlying the Index may impact trading in such futures contracts. For example, such trading may cause Futures Commission Merchants to adjust their hedges. The trading activity associated with such transactions will contribute to the existing trading volume of the underlying futures contracts and may adversely affect the market price of such underlying futures contracts and in turn the level of the Index.

*REIT and Real Estate Risk.* The Fund's investments in REITs may subject the fund to the following additional risks: declines in the value of real estate, changes in interest rates, lack of available mortgage funds or other limits on obtaining capital, overbuilding, extended vacancies of properties, increases in property taxes and operating expenses, changes in zoning laws and regulations, casualty or condemnation losses and tax consequences of the failure of a REIT to comply with tax law requirements. The Fund will bear a proportionate share of the REIT's ongoing operating fees and expenses, which may include management, operating and administrative expenses in addition to the expenses of the Fund.

*Reverse Repurchase Agreement Risk.* Reverse repurchase agreements involve the sale of securities held by the Fund with an agreement to repurchase the securities at an agreed-upon price, date and interest payment, and involve the risk that the other party may fail to return the securities in a timely manner, or at all, resulting in losses to the Fund.

*Rolling Futures Contract Risk.* The Fund will invest in and have exposure to Futures Contracts and is subject to risks related to rolling. Rolling occurs when the Fund closes out of a Futures Contract as it nears its expiration and replaces it with a contract that has a later expiration. The Fund does not intend to hold Futures Contracts through expiration, but instead intends to "roll" its futures positions. When the market for these Futures Contracts is such that the prices are higher in the more distant delivery months than in the nearer delivery months, the sale during the course of the "rolling process" of the more nearby contract would take place at a price that is lower than the price of the more distant contract. This pattern of higher Futures Contract prices for longer expiration contracts is often referred to as "contango." Alternatively, when the market for futures contracts is such that the prices are higher in the nearer months than in the more distant months, the sale during the course of the "rolling process" of the more nearby contract would take place at a price that is higher than the price of the more distant contract. This pattern of higher futures prices for shorter expiration futures contracts is referred to as "backwardation." Extended periods of contango or backwardation have occurred in the past and can in the future cause significant losses for the Fund.

*Short-Term Investment Risk.* Investors holding shares of the Fund over longer-term periods may be subject to increased risk of loss. The Fund is intended to be used only for short-term investment horizons. An investor in the Fund can lose all or a substantial portion of his or her investment within a calendar quarter. The longer an investor's holding period in the Fund, the greater the potential for loss.

*Small and Medium Capitalization Risk.* The stocks of small and medium capitalization companies involve substantial risk. These companies may have limited product lines, markets or financial resources, and they may be dependent on a limited management group. Stocks of these companies may be subject to more abrupt or erratic market movements than those of larger, more established companies or the market averages in general.

*Swaps Risk.* A Fund may use swaps to enhance returns and manage risk. A Fund's use of swaps involves risks different from, or possibly greater than, the risks associated with investing directly in securities and other traditional investments. These risks include (i) the risk that the counterparty to a derivative transaction may not fulfill its contractual obligations; (ii) risk of mispricing or improper valuation; and (iii) the risk that changes in the value of the derivative may not correlate perfectly with the underlying asset, rate or index. Derivative prices are highly volatile and may fluctuate substantially during a short period of time. Such prices are influenced by numerous factors that affect the markets, including, but not limited to: changing supply and demand relationships; government programs and policies; national and international political and economic events, changes in interest rates, inflation and deflation and changes in supply and demand relationships. Trading derivative instruments involves risks different from, or possibly greater than, the risks associated with investing directly in securities. Derivative contracts ordinarily have leverage inherent in their terms. The low margin deposits normally required in trading derivatives, including futures contracts, permit a high degree of leverage. Accordingly, a relatively small price movement may result in an immediate and substantial loss to a Fund. The use of leverage may also cause a Fund to liquidate portfolio positions when it would not be advantageous to do so in order to satisfy its obligations or to meet collateral segregation requirements. The use of leveraged derivatives can magnify a Fund's potential for loss and, therefore, amplify the effects of market volatility on a Fund's share price.

*Swaptions Risk.* A swaption is a contract that gives a counterparty the right (but not the obligation) to enter into a new swap agreement or to shorten, extend, cancel or otherwise modify an existing swap agreement, at some designated future time on specified terms. The Fund may write (sell) and purchase put and call swaptions. Depending on the terms of the particular option agreement, the Fund will generally incur a greater degree of risk when it writes a swaption than it will incur when it purchases a swaption. When the Fund purchases a swaption, it risks losing only the amount of the premium it has paid should it decide to let the option expire unexercised. However, when the Fund writes a swaption, it becomes obligated (if the option is exercised) according to the terms of the underlying agreement.

*Subsidiary Investment Risk.* Changes in the laws of the United States and/or the Cayman Islands, under which the Fund and the Subsidiary are organized, respectively, could result in the inability of the Fund to operate as intended and could negatively affect the Fund and its shareholders. The Subsidiary is not registered under the 1940 Act and is not subject to all the investor protections of the 1940 Act. Thus, the Fund, as an investor in the Subsidiary, will not have all the protections offered to investors in registered investment companies.

*Technology Sector Risk.* The Funds may make investments in certain ETFs that are concentrated in the Information Technology sector, which means the ETFs are more likely to be more adversely affected by any negative performance of the Information Technology sector than ETFs that have more diversified holdings across a number of sectors. Market or economic factors impacting technology companies and companies that rely heavily on technological advances could have a major effect on the value of the ETFs' investments. The value of stocks of technology companies and companies that rely heavily on technology are particularly vulnerable to rapid changes in technology product cycles, rapid product obsolescence, government regulation and competition, both domestically and internationally, including competition from foreign competitors with lower production costs. Stocks of technology companies and companies that rely heavily on technology, especially those of smaller, less-seasoned companies, tend to be more volatile than the overall market. Technology companies are heavily dependent on patent and intellectual property rights, the loss or impairment of which may adversely affect profitability. Additionally, companies in the Information Technology sector may face dramatic and often unpredictable changes in growth rates and competition.

*TIPS Risk.* TIPS are debt instruments issued by the by the United States Department of the Treasury. The principal of TIPS increases with inflation and decreases with deflation, as measured by the Consumer Price Index. When TIPS mature, investors are paid the adjusted principal or original principal, whichever is greater. Interest payments on TIPS are unpredictable and will fluctuate as the principal and corresponding interest payments are adjusted for inflation. Inflation-indexed bonds generally pay a lower nominal interest rate than a comparable non-inflation-indexed bond. There can be no assurance that the CPI will accurately measure the real rate of inflation in the prices of goods and services. Any increases in the principal amount of TIPS will be considered taxable ordinary income, even though the Fund or applicable underlying ETF will not receive the principal until maturity. As a result, the Fund may make income distributions to shareholders that exceed the cash it receives. In addition, TIPS are subject to credit risk, interest rate risk, and maturity risk.

*Turnover Rate Risk.* The Fund may have portfolio turnover rates significantly in excess of 100%. Increased portfolio turnover causes the Fund to incur higher brokerage costs, which may adversely affect the Fund's performance and may produce increased taxable distributions.

*Underlying Fund Risk.* ETFs in which a Fund invests are subject to investment advisory and other expenses, which will be indirectly paid by the Fund. As a result, the cost of investing in a Fund will be higher than the cost of investing directly in the Underlying Funds and may be higher than other funds that invest directly in stocks and bonds. Each of the ETFs is subject to its own specific risks, but the adviser expects the principal investments risks of such ETFs will be similar to the risks of investing in a Fund.

*U.S. Treasuries Risk.* U.S. Treasury obligations are backed by the "full faith and credit" of the U.S. government and generally have negligible credit risk. Securities issued or guaranteed by federal agencies or authorities and U.S. government-sponsored instrumentalities or enterprises may or may not be backed by the full faith and credit of the U.S. government.

*U.S. Treasury Market Risk.* The U.S. Treasury market can be volatile, and the value of instruments correlated with these markets may fluctuate dramatically from day to day. U.S. Treasury obligations may provide relatively lower returns than those of other securities. Similar to other debt instruments, U.S. Treasury obligations are subject to debt instrument risk and interest rate risk. In addition, changes to the financial condition or credit rating of the U.S. Government may cause the value of U.S. Treasury obligations to decline.

*Valuation Risk.* The sales price the Fund could receive for any particular portfolio investment may differ from the Fund's valuation of the investment, particularly for securities or other investments, such as Bitcoin, that trade in thin or volatile markets or that are valued using a fair value methodology. Valuation may be more difficult in times of market turmoil since many investors and market makers may be reluctant to purchase complex instruments or quote prices for them. The Fund's ability to value its investments may be impacted by technological issues and/or errors by pricing services or other third party service providers. Shares of Grayscale Bitcoin Trust are intended to reflect the price of bitcoin assets, less fees and expenses, and the shares currently trade at a substantial premium to the net asset value of such assets. As such, the price of Grayscale Bitcoin Trust may go down even if the price of the underlying asset, bitcoin, remains unchanged. Additionally, shares that trade at a premium mean that an investor who purchases \$1 of a portfolio will actually own less than \$1 in assets.

***VIX Futures Risk.*** VIX futures contracts can be highly volatile and the Fund may experience sudden and large losses when buying, selling or holding such instruments; you can lose all or a portion of your investment within a single day. Investments linked to equity market volatility, including VIX futures contracts, can be highly volatile and may experience sudden, large and unexpected losses. VIX futures contracts are unlike traditional futures contracts and are not based on a tradable reference asset. The VIX is not directly investable, and the settlement price of a VIX futures contract is based on the calculation that determines the level of the VIX. As a result, the behavior of a VIX futures contract may be different from a traditional futures contract whose settlement price is based on a specific tradable asset and may differ from an investor's expectations. The market for VIX futures contracts may fluctuate widely based on a variety of factors including changes in overall market movements, political and economic events and policies, wars, acts of terrorism, natural disasters (including disease, epidemics and pandemics), changes in interest rates or inflation rates. High volatility may have an adverse impact on the performance of the Fund. An investor in any of the Fund could potentially lose the full principal of his or her investment within a single day.

***Volatility Risk.*** Significant short-term price movements could adversely impact the performance of the Fund. Market conditions in which significant price movements develop, but then repeatedly reverse, could cause substantial losses due to prices moving against the Fund's long or short positions (which are based on prior trends). The performance of the Fund is based in part on the prices of one or more of the VIX Futures in which the Fund invests. Each of the equity securities held by the Fund and the VIX Futures are affected by a variety of factors and may change unpredictably, affecting the value of such equity securities and VIX Futures and, consequently, the value and the market price of the Fund's Shares.

***Wholly-Owned Subsidiary Risk.*** Changes in the laws of the United States and/or the Cayman Islands, under which the Fund and the Subsidiary, respectively, are organized, could result in the inability of the Fund and/or Subsidiary to operate as described in this Prospectus and could negatively affect the Fund and its shareholders. Your cost of investing in the Fund will be higher because you indirectly bear the expenses of the Subsidiary.

**PORTFOLIO HOLDINGS DISCLOSURE:** A description of the Funds' policies and procedures regarding the release of portfolio holdings information is available in the Funds' Statement of Additional Information ("SAI").

**SUBSIDIARY (VOLATILITY PREMIUM ETF, U.S. EQUITY PLUS GBTC ETF, MANAGED FUTURES STRATEGY ETF AND GOLD STRATEGY ETF ONLY:**

Each of the Volatility Premium ETF, U.S. Equity PLUS GBTC ETF, Managed Futures Strategy ETF and Gold Strategy ETF executes a portion of its strategy by investing up to 25% of its total assets in a wholly-owned and controlled subsidiary (the "Subsidiary"). The Subsidiary invests the majority of its assets in commodities and other futures contracts subject to the same investment restrictions as the Fund, when viewed on a consolidated basis. The principal investment strategies and principal investment risks of a Subsidiary are also principal investment strategies and principal risks of the Fund and are reflected in this Prospectus. The financial statements of a Subsidiary are consolidated with those of the Fund. By investing in commodities indirectly through a Subsidiary, the Fund obtains exposure to the commodities markets within the federal tax requirements that apply to the Fund. Specifically, a Subsidiary provides the Fund with exposure to the commodities markets within the limitations of the federal tax requirements of Subchapter M of the Internal Revenue Code of 1986, as amended (the "Code"). Sub-chapter M requires, among other things, that at least 90% of the Fund's income be derived from securities or derived with respect to its business of investing in securities (typically referred to as "qualifying income"). The Fund will make investments in certain commodity-linked derivatives through the Subsidiary because income from these derivatives is not treated as "qualifying income" for purposes of the 90% income requirement if the Fund invests in the derivative directly. The Internal Revenue Service has issued a number of private letter rulings to other mutual funds (unrelated to the Fund), which indicate that certain income from a fund's investment in a wholly-owned foreign subsidiary will constitute "qualifying income" for purposes of Subchapter M. The Fund does not have a private letter ruling. To satisfy the 90% income requirement, a Subsidiary will, no less than annually, declare and distribute a dividend to the Fund, as the sole shareholder of a Subsidiary, in an amount approximately equal to the total amount of "Subpart F" income (as defined in Section 951 of the Code) generated by or expected to be generated by the Subsidiary's investments during the fiscal year. Such dividend distributions are "qualifying income" pursuant to Subchapter M (Section 851(b)) of the Code.

Because the Fund may invest a substantial portion of its assets in a Subsidiary, which may hold some of the investments described in this Prospectus, the Fund may be considered to be investing indirectly in some of those investments through its Subsidiary. For that reason, references to the Fund may also include a Subsidiary.

The Subsidiary follows the same compliance policies and procedures, as its corresponding Fund and is subject to the same investment restrictions and limitations as the Fund when measured on a consolidated basis with the Fund. The Fund complies with the provisions of the 1940 Act governing investment policies, capital structure and leverage on an aggregate basis with the Subsidiary. In addition, the Subsidiary complies with the provisions of the 1940 Act relating to affiliated transactions and custody. The Fund's custodian also serves as the custodian to each Subsidiary.

The adviser to the Subsidiary also complies with the provisions of the 1940 Act regarding investment advisory contracts and is considered to be an investment adviser to a fund under the 1940 Act.

**CYBERSECURITY:** The computer systems, networks and devices used by the Funds and their service providers to carry out routine business operations employ a variety of protections designed to prevent damage or interruption from computer viruses, network failures, computer and telecommunication failures, infiltration by unauthorized persons and security breaches. Despite the various protections utilized by the Funds and their service providers, systems, networks, or devices potentially can be breached. Each Fund and its shareholders could be negatively impacted as a result of a cybersecurity breach.

Cybersecurity breaches can include unauthorized access to systems, networks, or devices; infection from computer viruses or other malicious software code; and attacks that shut down, disable, slow, or otherwise disrupt operations, business processes, or website access or functionality. Cybersecurity breaches may cause disruptions and impact each Fund's business operations, potentially resulting in financial losses; interference with each Fund's ability to calculate its NAV; impediments to trading; the inability of each Fund, the adviser, and other service providers to transact business; violations of applicable privacy and other laws; regulatory fines, penalties, reputational damage, reimbursement or other compensation costs, or additional compliance costs; as well as the inadvertent release of confidential information.

Similar adverse consequences could result from cybersecurity breaches affecting issuers of securities in which the Funds invest; counterparties with which the Funds engage in transactions; governmental and other regulatory authorities; exchange and other financial market operators, banks, brokers, dealers, insurance companies, and other financial institutions (including financial intermediaries and service providers for a Fund's shareholders); and other parties. In addition, substantial costs may be incurred by these entities in order to prevent any cybersecurity breaches in the future.

## MANAGEMENT

**INVESTMENT ADVISER:** Simplify Asset Management Inc., located at 222 Broadway, 22nd Floor, New York NY 10038, serves as each Fund's investment adviser (the "Adviser"). The Adviser is registered with the SEC as an investment adviser under the Investment Advisers Act of 1940, as amended, and manages only the Funds.

Subject to the oversight of the Board of Trustees, the Adviser is responsible for managing the Fund's investments, placing trade orders and providing related administrative services and facilities under an advisory agreement between each Fund and the Adviser.

The Adviser is paid a monthly management fee at an annual rate (stated as a percentage of the average daily net assets of the Fund) as stated below. The management agreement between the Fund and the Adviser provides that the Adviser will pay all operating expenses of the Fund, except for any interest expenses, taxes, brokerage expenses, future Rule 12b-1 fees (if any), acquired fund fees and expenses, expenses incidental to a meeting of a Fund's shareholders.

<b>Fund</b>	<b>Management Fee</b>	<b>Actual Fee Paid During Last Fiscal Year (After Waiver)</b>
SPYC	0.50%	0.25%
SPD	0.50%	0.25%
SPUC	0.50%	0.25%
QQC	0.50%	0.25%
QQD	0.50%	0.25%
PFIX	0.50%	0.50%
SVOL	0.50%	0.50%
SPBC	0.50%	0.50%
TYA	0.25%	0.15%
CYA	0.75%	0.16%
PINK	0.50%	0.50%
EAFD	0.50%	0.25%
EMGD	0.50%	0.25%
RTYD	0.50%	0.25%
HEQT	0.50%	0.50%
AGGH	0.50%	0.25%
CDX	0.50%	0.25%
FIG	0.75%	0.45%
CTA	0.75%	0.75%
GLDC	0.50%	N/A

The Fund's adviser has contractually agreed, until at least October 31, 2023, to waive its management fees and/or pay or absorb the Fund's expenses, as stated below, in order to limit the amount of "Specified Expenses" borne by the respective Fund. "Specified Expenses" means all ordinary operating expenses of the Fund, except for interest expenses, taxes, brokerage expenses, Rule 12b-1 fees (if any), acquired fund fees and expenses, and expenses incidental to a meeting of the Fund's shareholders. The fee waiver is subject to possible recoupment from the Funds in future years (within the three years after the fees have been waived), if such recoupment can be achieved within the lesser of the foregoing expense limits or those in place at the time of recapture. This agreement may be terminated only by the Trust's Board of Trustees on 60 days' written notice to the Adviser. A discussion regarding the Board of Trustee's approval of the Adviser's management agreement is available in the Funds' annual report to shareholders dated June 30, 2022.

Fund	Expense Limit	Expiration
SPYC	0.25%	10-31-23
SPD	0.25%	10-31-23
SPUC	0.25%	10-31-23
RTYD	0.25%	10-31-23
QQC	0.25%	10-31-23
QQD	0.25%	10-31-23
EAFD	0.25%	10-31-23
EMGD	0.25%	10-31-23
TYA	0.15%	10-31-23
CYA	0.50%	10-31-23
AGGH	0.25%	10-31-23
CDX	0.25%	10-31-23
FIG	0.50%	10-31-23

**FUTURES ADVISER (MANAGED FUTURES STRATEGY ETF ONLY):** Altis Partners (Jersey) Limited (the "Futures Adviser"), located at Le Quai House, Le Quai D'Auvergne, Jersey JE2 3TN, serves as the futures adviser to the Simplify Managed Futures Strategy ETF. Subject to the oversight of the Board and Adviser, the Futures Adviser is responsible for management of the Simplify Managed Futures Strategy ETF's portfolio. The Futures Adviser was established for the purpose of advising futures strategies. The Futures Adviser is paid by the Adviser, not the Fund.

## PORTFOLIO MANAGERS

Harley Bassman is a managing partner of the Adviser. In 2017, he founded and served as the chief investment officer for the Bassman Family Office and served as the editor for Convexity Maven, a macro-economic commentary. From 2014 to 2017, he was an executive vice-president at PIMCO, where he was responsible for PIMCO's liquid alternatives and macro investment strategy.

David Berns, PhD, is the chief investment officer and co-founder of the Adviser. Prior to co-founding the Adviser in 2020, he founded Portfolio Designer, LLC, a company that specializes in portfolio design and from 2018 to 2019 was a managing director at Nasdaq Dorsey Wright. Prior to joining Nasdaq Dorsey Wright, Inc., he founded and developed a company that specializes in proprietary trading. He has specialized in developing asset allocation, portfolio management, and risk management systems for managing private and institutional wealth. Mr. Berns has a PhD in Physics from the Massachusetts Institute of Technology in the field of Quantum Computation.



Michael Green is the managing director and chief strategist of the Adviser. He has served as portfolio manager of each Fund since April 2021. Prior to joining the Adviser, he served as partner, chief strategist and portfolio manager of Logica Capital Advisers, LLC, a Los Angeles-based hedge fund focused on derivative strategies from 2020 to 2021. Mr. Green was portfolio manager for Thiel Macro, LLC, an investment firm that manages the personal capital of Peter Thiel from 2016 to 2019. Prior to Thiel, he founded Ice Farm Capital, a discretionary global macro hedge fund seeded by Soros Family Management.

Shailesh Gupta is the head of trading for the Adviser. From 2012 to 2017, Mr. Gupta served as the head of trading for Commonwealth Opportunity Capital. From 2017 to 2020, he served as a portfolio manager for Anfield Capital Management.

Paul Kim is the chief executive officer and co-founder of the Adviser. Prior to co-founding the Adviser in 2020, he was a portfolio manager and managing director at Principal Global Investors from 2015 to 2020, where he founded and led Principal's ETF business segment. Mr. Kim has a Bachelors degree from Dartmouth and a Masters in Business Administration in Finance from the Wharton School at the University of Pennsylvania.

Ken Miller is a Managing Director and Portfolio Manager of the Adviser. Prior to joining the Adviser, Mr. Miller was a Portfolio Manager at Longtail Alpha where he formulated both absolute return strategies for unconstrained accounts and tail-risk hedge solutions to add alpha versus passive hedge benchmarks. Prior to Longtail Alpha, LLC from 2018 to 2021. Mr. Miller was an Executive Vice President at PIMCO from 2000 to 2018, where he managed G10 bond portfolios and traded equity, fixed income, and FX derivatives across the firm's accounts. Mr. Miller holds a Bachelor's degree in Applied Mathematics from UC Berkeley and a Master of Business Administration from the Marshall School at the University of Southern California.

Michael Taylor has been a portfolio manager at the Adviser since October 2021. In addition to serving as portfolio manager, Mr. Taylor is the Managing Director and portfolio manager at Critical Mass Partners, LLC, a company that focuses health care investing since 2011.

The SAI provides additional information about the Portfolio Managers' compensation, other accounts managed and ownership of Fund shares.

## HOW SHARES ARE PRICED

---

The NAV of each Fund is determined at the close of regular trading (normally 4:00 p.m. Eastern Time) on each day the Exchange is open for business. NAV is computed by determining, the aggregate market value of all assets of the applicable Fund, less its liabilities, divided by the total number of shares outstanding ((assets-liabilities)/number of shares = NAV). The Exchange is closed on weekends and New Year's Day, Martin Luther King, Jr. Day, Presidents' Day, Good Friday, Memorial Day, Juneteenth, Independence Day, Labor Day, Thanksgiving Day and Christmas Day ("Exchange Close"). The NAV takes into account, the expenses and fees of each Fund, including management, administration, and distribution fees, which are accrued daily. The determination of NAV for each Fund for a particular day is applicable to all applications for the purchase of shares, as well as all requests for the redemption of Creation Units, received by each Fund (or an authorized broker or agent, or its authorized designee) before the close of trading on the Exchange on that day.

Generally, each Fund's portfolio securities, including securities issued by ETFs, are valued each day at the last quoted sales price on each security's primary exchange. Securities traded or dealt in upon one or more securities exchanges (whether domestic or foreign) for which market quotations are readily available and not subject to restrictions against resale shall be valued at the last quoted sales price on the primary exchange or, in the absence of a sale on the primary exchange, at the mean between the current bid and ask prices on such exchange. Securities primarily traded in the National Association of Securities Dealers' Automated Quotation System ("NASDAQ") National Market System for which market quotations are readily available shall be valued using the NASDAQ Official Closing Price. Securities that are not traded on any securities exchange (whether domestic or foreign) and for which over-the-counter market quotations are readily available generally shall be valued at the last sale price or, in the absence of a sale, at the mean between the current bid and ask price on such over-the-counter market. Debt securities not traded on an exchange may be valued at prices supplied by a pricing agent(s) based on broker or dealer supplied valuations or matrix pricing, a method of valuing securities by reference to the value of other securities with similar characteristics, such as rating, interest rate and maturity.

If market quotations are not readily available, securities will be valued at their fair market value as determined using the "fair value" procedures approved by the Board and the Adviser. Fair value pricing involves subjective judgments and it is possible that the fair value determined for a security may be materially different than the value that could be realized upon the sale of that security. The fair value prices can differ from market prices when they become available or when a price becomes available. The Board has selected the Adviser as its valuation designee. The Adviser may enlist third party consultants such as an audit firm or financial officer of a security issuer on an as-needed basis to assist in determining a security-specific fair value. The Board reviews the execution of this process at least annually to assure the process produces reliable results.

The Adviser may use independent pricing services to assist in calculating the value of each Fund's portfolio securities. In addition, market prices for foreign securities are not determined at the same time of day as the NAV for the Funds.

In computing the NAV, the Funds value foreign securities held by a Fund at the latest closing price on the exchange in which they are traded immediately prior to closing of the Exchange. Prices of foreign securities quoted in foreign currencies are translated into U.S. dollars at current rates. If events materially affecting the value of a security in a Fund's portfolio, particularly foreign securities, occur after the close of trading on a foreign market but before a Fund prices its shares, the security will be valued at fair value. For example, if trading in a portfolio security is halted and does not resume before a Fund calculates its NAV, the Adviser may need to price the security using the Funds' fair value pricing guidelines. Without a fair value price, short-term traders could take advantage of the arbitrage opportunity and dilute the NAV of long-term investors. Fair valuation of a Fund's portfolio securities can serve to reduce arbitrage opportunities available to short-term traders, but there is no assurance that fair value pricing policies will prevent dilution of a Fund's NAV by short term traders. The determination of fair value involves subjective judgments. As a result, using fair value to price a security may result in a price materially different from the prices used by other mutual funds to determine NAV, or from the price that may be realized upon the actual sale of the security.

## HOW TO BUY AND SELL SHARES

---

Shares of the Funds are listed for trading on the respective Exchanges, as stated below. Share prices are reported in dollars and cents per Share. Shares can be bought and sold on the secondary market throughout the trading day like other publicly traded shares, and Shares typically trade in blocks of less than a Creation Unit. There is no minimum investment required. Shares may only be purchased and sold on the secondary market when the Exchange is open for trading. The Exchange is open for trading Monday through Friday and is closed on weekends and the following holidays, as observed: New Year's Day, Martin Luther King, Jr. Day, Presidents' Day, Good Friday, Memorial Day, Juneteenth, Independence Day, Labor Day, Thanksgiving Day and Christmas Day.

When buying or selling Shares through a broker, you will incur customary brokerage commissions and charges, and you may pay some or all of the spread between the bid and the offered price in the secondary market on each leg of a round trip (purchase and sale) transaction.

Authorized Participants that have entered into a contract with the Funds' distributor may acquire Shares from the Funds, and Authorized Participants may tender their Shares for redemption directly to the Funds, at NAV per Share only in large blocks, or Creation Units, of 25,000 Shares. Purchases and redemptions directly with the Funds must follow each Fund's procedures, which are described in the SAI.

Any Fund may be liquidated and terminated at any time without shareholder approval.

<b><u>Fund Name</u></b>	<b><u>Ticker Symbol (Exchange)</u></b>
Simplify US Equity PLUS Convexity ETF	SPYC (NYSE Arca, Inc.)
Simplify US Equity PLUS Downside Convexity ETF	SPD (NYSE Arca, Inc.)
Simplify US Equity PLUS Upside Convexity ETF	SPUC (NYSE Arca, Inc.)
Simplify Nasdaq 100 PLUS Convexity ETF	QQC (Nasdaq Stock Market LLC)
Simplify Nasdaq 100 PLUS Downside Convexity ETF	QQD (Nasdaq Stock Market LLC)
Simplify Interest Rate Hedge ETF	PPIX (NYSE Arca, Inc.)
Simplify Volatility Premium ETF	SVOL (NYSE Arca, Inc.)
Simplify U.S. Equity PLUS GBTC ETF	SPBC (Nasdaq Stock Market LLC)
Simplify Risk Parity Treasury ETF	TYA (CBOE BZX Exchange, Inc.)
Simplify Tail Risk Strategy ETF	CYA (NYSE Arca, Inc.)
Simplify Health Care ETF	PINK (NYSE Arca, Inc.)
Simplify Developed Ex-US PLUS Downside Convexity ETF	EAFF (NYSE Arca, Inc.)
Simplify Emerging Markets Equity PLUS Downside Convexity ETF	EMGD (NYSE Arca, Inc.)
Simplify US Small Cap PLUS Downside Convexity ETF	RTYD (NYSE Arca, Inc.)
Simplify Hedged Equity ETF	HEQT (NYSE Arca, Inc.)
Simplify Aggregate Bond PLUS Credit Hedge ETF	AGGH (NYSE Arca, Inc.)
Simplify High Yield PLUS Credit Hedge ETF	CDX (NYSE Arca, Inc.)
Simplify Macro Strategy ETF	FIG (NYSE Arca, Inc.)
Simplify Managed Futures Strategy ETF	CTA (NYSE Arca, Inc.)
Simplify Gold Strategy ETF	GLDC (NYSE Arca, Inc.)

## Share Trading Prices

The approximate value of Shares, an amount representing on a per share basis the sum of the current market price of the securities accepted by the Funds in exchange for Shares and an estimated cash component, will be disseminated every 15 seconds throughout the trading day through the facilities of the Consolidated Tape Association. This approximate value should not be viewed as a “real-time” update of the NAV per Share because the approximate value may not be calculated in the same manner as the NAV, which is computed once a day, generally at the end of the business day. The Funds are not involved in, or responsible for, the calculation or dissemination of the approximate value of the Shares, and the Funds do not make any warranty as to the accuracy of these values.

## Book Entry

Shares are held in book entry form, which means that no stock certificates are issued. The Depository Trust Company (“DTC”) or its nominee is the record owner of all outstanding Shares and is recognized as the owner of all Shares for all purposes.

Investors owning Shares are beneficial owners as shown on the records of DTC or its participants. DTC serves as the securities depository for all Shares. Participants in DTC include securities brokers and dealers, banks, trust companies, clearing corporations and other institutions that directly or indirectly maintain a custodial relationship with DTC. As a beneficial owner of Shares, you are not entitled to receive physical delivery of stock certificates or to have Shares registered in your name, and you are not considered a registered owner of Shares. Therefore, to exercise any right as an owner of Shares, you must rely upon the procedures of DTC and its participants. These procedures are the same as those that apply to any other securities that you hold in book entry or “street name” form.

## FREQUENT PURCHASES AND REDEMPTIONS OF FUND SHARES

---

Shares can only be purchased and redeemed directly from the Funds in Creation Units by Authorized Participants that have entered into a contract with the Funds’ distributor. The vast majority of trading in Shares occurs on the secondary market. Because the secondary market trades do not directly involve the Fund, it is unlikely those trades would cause the harmful effects of market timing, including dilution, disruption of portfolio management, increases in the Funds’ trading costs and the realization of capital gains. With regard to the purchase or redemption of Creation Units directly with the Funds, to the extent effected in-kind (*i.e.*, for securities), those trades do not cause the harmful effects that may result from frequent cash trades. To the extent trades are effected in whole or in part in cash, those trades could result in dilution to the Funds and increased transaction costs, which could negatively impact a Fund’s ability to achieve its investment objective. However, direct trading by Authorized Participants is critical to ensuring that Shares trade at or close to NAV. The Funds also employ fair valuation pricing to minimize potential dilution from market timing. In addition, the Funds impose transaction fees on purchases and redemptions of Shares to cover the custodial and other costs incurred by the Funds in effecting trades. These fees increase if an investor substitutes cash in part or in whole for securities, reflecting the fact that a Fund’s trading costs increase in those circumstances. Given this structure, the Trust has determined that it is not necessary to adopt policies and procedures to detect and deter market timing of the Shares.

## DISTRIBUTION AND SERVICE PLAN

---

The Funds have adopted a distribution and service plan (“Plan”) pursuant to Rule 12b-1 under the 1940 Act. Under the Plan, the Funds are authorized to pay distribution fees to the distributor and other firms that provide distribution and shareholder services (“Service Providers”). If a Service Provider provides these services, the Fund may pay fees at an annual rate not to exceed 0.25% of average daily net assets, pursuant to Rule 12b-1 under the 1940 Act.

No distribution or service fees are currently paid by the Funds and will not be paid by the Funds unless authorized by the Trust’s Board. There are no current plans to impose these fees. In the event Rule 12b-1 fees were charged, over time they would increase the cost of an investment in the Funds.

## **DIVIDENDS, OTHER DISTRIBUTIONS AND TAXES**

---

Shares are traded throughout the day in the secondary market on a national securities exchange on an intra-day basis and are created and redeemed in-kind and/or for cash in Creation Units at each day's next calculated NAV. In-kind arrangements are designed to protect ongoing shareholders from the adverse effects on a Fund's portfolio that could arise from frequent cash redemption transactions. In a conventional mutual fund, redemptions can have an adverse tax impact on taxable shareholders if the mutual fund needs to sell portfolio securities to obtain cash to meet net fund redemptions. These sales may generate taxable gains for the ongoing shareholders of the mutual fund, whereas the Shares' in-kind redemption mechanism generally will not lead to a tax event for the Funds or its ongoing shareholders.

Ordinarily, dividends from net investment income, if any, are declared and paid quarterly by all Funds, except Interest Rate Hedge ETF, Volatility Premium ETF, Aggregate Bond PLUS Credit Hedge ETF, High Yield PLUS Credit Hedge ETF, Macro Strategy ETF, Managed Futures Strategy ETF and Gold Strategy ETF, which are declared and paid monthly. The Funds distribute their net realized capital gains, if any, to shareholders annually. The Funds may also pay a special distribution at the end of a calendar year to comply with federal tax requirements.

No dividend reinvestment service is provided by the Funds. Broker-dealers may make available the DTC book-entry Dividend Reinvestment Service for use by beneficial owners of the Funds for reinvestment of their dividend distributions. Beneficial owners should contact their broker to determine the availability and costs of the service and the details of participation therein. Brokers may require beneficial owners to adhere to specific procedures and timetables. If this service is available and used, dividend distributions of both income and realized gains will be automatically reinvested in additional whole shares of the Funds purchased in the secondary market.

Distributions in cash may be reinvested automatically in additional whole Shares only if the broker through whom you purchased Shares makes such option available.

### **Taxes**

As with any investment, you should consider how your investment in Shares will be taxed. The tax information in this Prospectus is provided as general information. You should consult your own tax professional about the tax consequences of an investment in Shares.

Unless your investment in Shares is made through a tax-exempt entity or tax-deferred retirement account, such as an individual retirement account, you need to be aware of the possible tax consequences when:

- A Fund makes distributions,
- You sell your Shares listed on the Exchange, and
- You purchase or redeem Creation Units.

### **Taxes on Distributions**

Distributions from each Fund's net investment income, including net short-term capital gains, if any, are taxable to you as ordinary income, except that each Fund's dividends attributable to its "qualified dividend income" (*i.e.*, dividends received on stock of most domestic and certain foreign corporations with respect to which the Fund satisfies certain holding period and other restrictions), if any, generally are subject to federal income tax for non-corporate shareholders who satisfy those restrictions with respect to their Shares at the rate for net capital gain. A part of each Fund's dividends also may be eligible for the dividends-received deduction allowed to corporations -- the eligible portion may not exceed the aggregate dividends each Fund receives from domestic corporations subject to federal income tax (excluding Real Estate Investment Trusts) and excludes dividends from foreign corporations -- subject to similar restrictions. However, dividends a corporate shareholder deducts pursuant to that deduction are subject indirectly to the federal alternative minimum tax.

In general, your distributions are subject to federal income tax when they are paid, whether you take them in cash or reinvest them in the Funds (if that option is available). Distributions reinvested in additional Shares through the means of a dividend reinvestment service, if available, will be taxable to shareholders acquiring the additional Shares to the same extent as if such distributions had been received in cash. Distributions of net long-term capital gains, if any, in excess of net short-term capital losses are taxable as long-term capital gains, regardless of how long you have held the Shares.

Distributions in excess of a Fund's current and accumulated earnings and profits are treated as a tax-free return of capital to the extent of your basis in the Shares and as capital gain thereafter. A distribution will reduce a Fund's NAV per Share and may be taxable to you as ordinary income or capital gain (as described above) even though, from an investment standpoint, the distribution may constitute a return of capital.

By law, the Funds are required to withhold 28% of your distributions and redemption proceeds if you have not provided the Fund with a correct Social Security number or other taxpayer identification number and in certain other situations.

### **Taxes on Exchange-Listed Share Sales**

Any capital gain or loss realized upon a sale of Shares is generally treated as long-term capital gain or loss if the Shares have been held for more than one year and as short-term capital gain or loss if the Shares have been held for one year or less. The ability to deduct capital losses from sales of Shares may be limited.

### **Taxes on Purchase and Redemption of Creation Units**

An Authorized Participant who exchanges securities for Creation Units generally will recognize a gain or a loss equal to the difference between the market value of the Creation Units at the time of the exchange and the sum of the exchanger's aggregate basis in the securities surrendered plus any Cash Component it pays. An AP who exchanges Creation Units for securities will generally recognize a gain or loss equal to the difference between the exchanger's basis in the Creation Units and the sum of the aggregate market value of the securities received plus any cash equal to the difference between the NAV of the Shares being redeemed and the value of the securities. The Internal Revenue Service ("Service"), however, may assert that a loss realized upon an exchange of securities for Creation Units cannot be deducted currently under the rules governing "wash sales" or for other reasons. Persons exchanging securities should consult their own tax advisor with respect to whether wash sale rules apply and when a loss might be deductible.

Any capital gain or loss realized upon redemption of Creation Units is generally treated as long-term capital gain or loss if the Shares have been held for more than one year and as short-term capital gain or loss if the Shares have been held for one year or less.

If you purchase or redeem Creation Units, you will be sent a confirmation statement showing how many Shares you purchased or sold and at what price. See "Tax Status" in the SAI for a description of the newly effective requirement regarding basis determination methods applicable to Share redemptions and each Fund's obligation to report basis information to the Service.

The foregoing discussion summarizes some of the possible consequences under current federal tax law of an investment in the Funds. It is not a substitute for personal tax advice. Consult your personal tax advisor about the potential tax consequences of an investment in the Shares under all applicable tax laws. See "Tax Status" in the SAI for more information.

### **FUND SERVICE PROVIDERS**

---

Bank of New York Mellon is the Funds' administrator, transfer agent, custodian and fund accountant. It has its principal office at 240 Greenwich St., New York, NY 10286, and is primarily in the business of providing administrative, fund accounting and transfer agent services to retail and institutional mutual funds.

Forside Financial Services, LLC (the "Distributor"), located at Three Canal Plaza, Suite 100, Portland, ME 04101, is the distributor for the shares of the Funds. The Distributor is a registered broker-dealer and member of the Financial Industry Regulatory Authority, Inc. ("FINRA").

Thompson Hine LLP, 41 South High Street, 17th Floor, Columbus, Ohio 43215, serves as legal counsel to the Trust.

Cohen & Company, Ltd., located at 1350 Euclid Ave., Suite 800, Cleveland, OH 44115, serves as the Funds' independent registered public accounting firm. The independent registered public accounting firm is responsible for auditing the annual financial statements of the Funds.



## OTHER INFORMATION

---

### Continuous Offering

The method by which Creation Units of Shares are created and traded may raise certain issues under applicable securities laws. Because new Creation Units of Shares are issued and sold by the Funds on an ongoing basis, a “distribution,” as such term is used in the Securities Act of 1933, as amended (the “Securities Act”), may occur at any point. Broker-dealers and other persons are cautioned that some activities on their part may, depending on the circumstances, result in their being deemed participants in a distribution in a manner which could render them statutory underwriters and subject them to the prospectus delivery requirement and liability provisions of the Securities Act.

For example, a broker-dealer firm or its client may be deemed a statutory underwriter if it takes Creation Units after placing an order with the Distributor, breaks them down into constituent Shares and sells the Shares directly to customers or if it chooses to couple the creation of a supply of new Shares with an active selling effort involving solicitation of secondary market demand for Shares. A determination of whether one is an underwriter for purposes of the Securities Act must take into account all the facts and circumstances pertaining to the activities of the broker-dealer or its client in the particular case, and the examples mentioned above should not be considered a complete description of all the activities that could lead to a characterization as an underwriter.

Broker dealers who are not “underwriters” but are participating in a distribution (as contrasted to ordinary secondary trading transactions), and thus dealing with Shares that are part of an “unsold allotment” within the meaning of Section 4(3)(C) of the Securities Act, would be unable to take advantage of the prospectus delivery exemption provided by Section 4(3) of the Securities Act. This is because the prospectus delivery exemption in Section 4(3) of the Securities Act is not available in respect of such transactions as a result of Section 24(d) of the 1940 Act. As a result, broker dealer firms should note that dealers who are not underwriters but are participating in a distribution (as contrasted with ordinary secondary market transactions) and thus dealing with Shares that are part of an overallotment within the meaning of Section 4(3)(A) of the Securities Act would be unable to take advantage of the prospectus delivery exemption provided by Section 4(3) of the Securities Act. Firms that incur a prospectus delivery obligation with respect to Shares are reminded that, under Rule 153 of the Securities Act, a prospectus delivery obligation under Section 5(b)(2) of the Securities Act owed to an exchange member in connection with a sale on the Exchange is satisfied by the fact that the prospectus is available at the Exchange upon request. The prospectus delivery mechanism provided in Rule 153 is only available with respect to transactions on an exchange.

**Dealers effecting transactions in the Shares, whether or not participating in this distribution, are generally required to deliver a Prospectus. This is in addition to any obligation of dealers to deliver a Prospectus when acting as underwriters.**



## FINANCIAL HIGHLIGHTS

The following financial highlights are intended to help you understand the financial history of the Fund for the past five years, or since inception, if the life of the Fund is shorter. Certain information reflects financial results for a single Fund Share. The total returns in this table represent the rate that an investor would have earned (or lost) on an investment in the Fund (assuming reinvestment of all dividends and distributions). The information for various periods ended June 30, 2022 and June 30, 2021 has been audited by Cohen & Company, Ltd., the Funds' Independent Registered Public Accounting Firm, whose reports, along with the Fund's financial statements, are included in the June 30, 2022 Annual Report of the Trust, which is available free of charge, upon request.

### Simplify Exchange Traded Funds Financial Highlights

	Year Ended June 30, 2022	Period Ended June 30, 2021(a)
<b>Simplify US Equity PLUS Convexity ETF</b>		
<b>Selected Per Share Data</b>		
Net Asset Value, beginning of period	\$ 30.63	\$ 25.00
Income (loss) from investment operations:		
Net investment income (loss)(b)	0.33	0.31
Net realized and unrealized gain (loss)	(3.85)	5.59
Total from investment operations	(3.52)	5.90
Less distributions from:		
Net investment income	(0.52)	(0.27)
Total distributions	(0.52)	(0.27)
Net Asset Value, end of period	\$ 26.59	\$ 30.63
<b>Total Return (%)</b>	(11.68)	23.68(c)
<b>Ratios to Average Net Assets and Supplemental Data</b>		
Net Assets, end of period (\$ millions)	\$ 61	\$ 89
Ratio of expenses before fee waiver (%)	0.50(e)	0.50(d)(e)
Ratio of expenses after fee waiver (%)	0.25(e)	0.25(d)(e)
Ratio of net investment income (loss) (%)	1.04	1.35(d)
Portfolio turnover rate %(f)	3	6(c)

(a) For the period September 4, 2020 (commencement of operations) through June 30, 2021.

(b) Per share numbers have been calculated using the average shares method.

(c) Not annualized.

(d) Annualized.

(e) The Fund invests in other ETFs and indirectly bears its proportionate shares of fees and expenses incurred by the Underlying Funds in which the Fund is invested. This ratio does not include these indirect fees and expenses.

(f) Excludes the impact of in-kind transactions related to the processing of capital share transactions in Creation Units.

**Simplify Exchange Traded Funds**  
**Financial Highlights** (Continued)

	<b>Year Ended June 30, 2022</b>	<b>Period Ended June 30, 2021<sup>(a)</sup></b>
<b>Simplify US Equity PLUS Downside Convexity ETF</b>		
<b>Selected Per Share Data</b>		
Net Asset Value, beginning of period	\$ 30.26	\$ 25.00
Income (loss) from investment operations:		
Net investment income (loss) <sup>(b)</sup>	0.35	0.36
Net realized and unrealized gain (loss)	(3.76)	5.14
Total from investment operations	(3.41)	5.50
Less distributions from:		
Net investment income	(0.37)	(0.24)
Total distributions	(0.37)	(0.24)
Net Asset Value, end of period	\$ 26.48	\$ 30.26
<b>Total Return (%)</b>	(11.38)	22.07 <sup>(c)</sup>
<b>Ratios to Average Net Assets and Supplemental Data</b>		
Net Assets, end of period (\$ millions)	\$ 445	\$ 225
Ratio of expenses before fee waiver (%)	0.50 <sup>(d)</sup>	0.50 <sup>(d)(e)</sup>
Ratio of expenses after fee waiver (%)	0.25 <sup>(d)</sup>	0.25 <sup>(d)(e)</sup>
Ratio of net investment income (loss) (%)	1.14	1.53 <sup>(e)</sup>
Portfolio turnover rate (%) <sup>(f)</sup>	5	4 <sup>(c)</sup>

(a) For the period September 4, 2020 (commencement of operations) through June 30, 2021.

(b) Per share numbers have been calculated using the average shares method.

(c) Not annualized.

(d) The Fund invests in other ETFs and indirectly bears its proportionate shares of fees and expenses incurred by the Underlying Funds in which the Fund is invested. This ratio does not include these indirect fees and expenses.

(e) Annualized.

(f) Excludes the impact of in-kind transactions related to the processing of capital share transactions in Creation Units.

**Simplify Exchange Traded Funds**  
**Financial Highlights** (Continued)

	<b>Year Ended June 30, 2022</b>	<b>Period Ended June 30, 2021(a)</b>
<b>Simplify US Equity PLUS Upside Convexity ETF</b>		
<b>Selected Per Share Data</b>		
Net Asset Value, beginning of period	\$ 30.99	\$ 25.00
Income (loss) from investment operations:		
Net investment income (loss)(b)	0.36	0.32
Net realized and unrealized gain (loss)	(3.91)	6.02
Total from investment operations	(3.55)	6.34
Less distributions from:		
Net investment income	(0.43)	(0.35)
Net realized gains	(0.41)	—
Total distributions	(0.84)	(0.35)
Net Asset Value, end of period	\$ 26.60	\$ 30.99
<b>Total Return (%)</b>	(11.99)	25.52(c)
<b>Ratios to Average Net Assets and Supplemental Data</b>		
Net Assets, end of period (\$ millions)	\$ 12	\$ 9
Ratio of expenses before fee waiver (%)	0.50(d)	0.50(d)(e)
Ratio of expenses after fee waiver (%)	0.25(d)	0.25(d)(e)
Ratio of net investment income (loss) (%)	1.13	1.37(e)
Portfolio turnover rate (%) (f)	4	5(c)

(a) For the period September 4, 2020 (commencement of operations) through June 30, 2021.

(b) Per share numbers have been calculated using the average shares method.

(c) Not annualized.

(d) The Fund invests in other ETFs and indirectly bears its proportionate shares of fees and expenses incurred by the Underlying Funds in which the Fund is invested. This ratio does not include these indirect fees and expenses.

(e) Annualized.

(f) Excludes the impact of in-kind transactions related to the processing of capital share transactions in Creation Units.

**Simplify Exchange Traded Funds**  
**Financial Highlights (Continued)**

	<b>Year Ended June 30, 2022</b>	<b>Period Ended June 30, 2021(a)</b>
<b>Simplify Nasdaq 100 PLUS Convexity ETF</b>		
<b>Selected Per Share Data</b>		
Net Asset Value, beginning of period	\$ 29.53	\$ 25.67
Income (loss) from investment operations:		
Net investment income (loss)(b)	0.11	0.07
Net realized and unrealized gain (loss)	(6.71)	3.86
Total from investment operations	(6.60)	3.93
Less distributions from:		
Net investment income	(0.10)	(0.07)
Return of capital	(0.00)(c)	—
Total distributions	(0.10)	(0.07)
Net Asset Value, end of period	\$ 22.83	\$ 29.53
<b>Total Return (%)</b>	(22.39)	15.33(d)
<b>Ratios to Average Net Assets and Supplemental Data</b>		
Net Assets, end of period (\$ millions)	\$ 5	\$ 3
Ratio of expenses before fee waiver (%)	0.50(g)	0.50(e)(g)
Ratio of expenses after fee waiver (%)	0.25(g)	0.25(e)(g)
Ratio of net investment income (loss) (%)	0.36	0.49(e)
Portfolio turnover rate (%) (f)	7	3(d)

(a) For the period December 11, 2020 (commencement of operations) through June 30, 2021.

(b) Per share numbers have been calculated using the average shares method.

(c) Less than \$.005.

(d) Not annualized.

(e) Annualized.

(f) Excludes the impact of in-kind transactions related to the processing of capital share transactions in Creation Units.

(g) The Fund invests in other ETFs and indirectly bears its proportionate shares of fees and expenses incurred by the Underlying Funds in which the Fund is invested. This ratio does not include these indirect fees and expenses.

**Simplify Exchange Traded Funds**  
**Financial Highlights** (Continued)

	<b>Year Ended June 30, 2022</b>	<b>Period Ended June 30, 2021(a)</b>
<b>Simplify Nasdaq 100 PLUS Downside Convexity ETF</b>		
<b>Selected Per Share Data</b>		
Net Asset Value, beginning of period	\$ 29.01	\$ 25.48
Income (loss) from investment operations:		
Net investment income (loss)(b)	0.10	0.07
Net realized and unrealized gain (loss)	(6.45)	3.52
Total from investment operations	(6.35)	3.59
Less distributions from:		
Net investment income	(0.09)	(0.06)
Total distributions	(0.09)	(0.06)
Net Asset Value, end of period	\$ 22.57	\$ 29.01
<b>Total Return (%)</b>	(21.94)	14.11(c)
<b>Ratios to Average Net Assets and Supplemental Data</b>		
Net Assets, end of period (\$ millions)	\$ 20	\$ 3
Ratio of expenses before fee waiver (%)	0.50(d)	0.50(d)(e)
Ratio of expenses after fee waiver (%)	0.25(d)	0.25(d)(e)
Ratio of net investment income (loss) (%)	0.38	0.45(e)
Portfolio turnover rate (%) (f)	7	3(c)

(a) For the period December 11, 2020 (commencement of operations) through June 30, 2021.

(b) Per share numbers have been calculated using the average shares method.

(c) Not annualized.

(d) The Fund invests in other ETFs and indirectly bears its proportionate shares of fees and expenses incurred by the Underlying Funds in which the Fund is invested. This ratio does not include these indirect fees and expenses.

(e) Annualized.

(f) Excludes the impact of in-kind transactions related to the processing of capital share transactions in Creation Units.

**Simplify Exchange Traded Funds**  
**Financial Highlights** (Continued)

	<b>Year Ended June 30, 2022</b>	<b>Period Ended June 30, 2021(a)</b>
<b>Simplify Interest Rate Hedge ETF</b>		
<b>Selected Per Share Data</b>		
Net Asset Value, beginning of period	\$ 40.55	\$ 50.00
Income (loss) from investment operations:		
Net investment income (loss)(b)	0.03	(0.00)(c)
Net realized and unrealized gain (loss)	15.86	(10.42)
Total from investment operations	15.89	(10.42)
Variable transaction fees (see Note 8)	0.82	0.97
Less distributions from:		
Net investment income	(0.01)	—
Total distributions	(0.01)	—
Net Asset Value, end of period	\$ 57.25	\$ 40.55
<b>Total Return (%)</b>	41.18	(18.89)(d)
<b>Ratios to Average Net Assets and Supplemental Data</b>		
Net Assets, end of period (\$ millions)	\$ 302	\$ 63
Ratio of expenses (%)	0.50	0.50(e)
Ratio of net investment income (loss) (%)	0.05	(0.05)(e)
Portfolio turnover rate %(f)	3	0(d)

(a) For the period May 11, 2021 (commencement of operations) through June 30, 2021.

(b) Per share numbers have been calculated using the average shares method.

(c) Less than \$.005.

(d) Not annualized.

(e) Annualized.

(f) Excludes the impact of in-kind transactions related to the processing of capital share transactions in Creation Units.

**Simplify Exchange Traded Funds**  
**Financial Highlights (Continued)**

	<b>Year Ended June 30, 2022(a)</b>	<b>Period Ended June 30, 2021(b)</b>
<b>Simplify Volatility Premium ETF</b>		
<b>Selected Per Share Data</b>		
Net Asset Value, beginning of period	\$ 27.01	\$ 25.00
Income (loss) from investment operations:		
Net investment income (loss)(c)	0.03	(0.02)
Net realized and unrealized gain (loss)	(1.54)	2.03
Total from investment operations	(1.51)	2.01
Less distributions from:		
Net investment income	(0.04)	—
Return of capital	(3.28)	—
Total distributions	(3.32)	—
Net Asset Value, end of period	\$ 22.18	\$ 27.01
<b>Total Return (%)</b>	(6.23)	8.05(d)
<b>Ratios to Average Net Assets and Supplemental Data</b>		
Net Assets, end of period (\$ millions)	\$ 99	\$ 15
Ratio of expenses (%)	0.61(e)(f)	0.51(f)(g)(h)
Ratio of net investment income (loss) (%)	0.10	(0.51)(g)
Portfolio turnover rate (%) (i)	207	10(d)

- (a) As a result of the Fund having earmarked or segregated securities to collateralize its reverse repurchase agreement transactions or otherwise having covered the transactions, in accordance with releases and interpretive letters issued by the Securities and Exchange Commission (the “SEC”), the Fund does not treat its obligations under such transactions as senior securities representing indebtedness for purposes of the Investment Company Act of 1940, as amended. Therefore, a “Senior Securities” table is not disclosed.
- (b) For the period May 13, 2021 (commencement of operations) through June 30, 2021.
- (c) Per share numbers have been calculated using the average shares method.
- (d) Not annualized.
- (e) The ratios of expenses to average net assets includes interest expense fees of 0.11%.
- (f) The Fund invests in other ETFs and indirectly bears its proportionate shares of fees and expenses incurred by the Underlying Funds in which the Fund is invested. This ratio does not included these indirect fees and expenses.
- (g) Annualized.
- (h) The ratios of expenses to average net assets includes interest expense fees of 0.01%.
- (i) Excludes the impact of in-kind transactions related to the processing of capital share transactions in Creation Units.

**Simplify Exchange Traded Funds**  
**Financial Highlights** (Continued)

	<b>Year Ended June 30, 2022</b>	<b>Period Ended June 30, 2021(a)</b>
<b>Simplify US Equity PLUS GBTC ETF</b>		
<b>Selected Per Share Data</b>		
Net Asset Value, beginning of period	\$ 25.32	\$ 25.00
Income (loss) from investment operations:		
Net investment income (loss)(b)	0.17	0.06
Net realized and unrealized gain (loss)	(4.51)	0.30
Total from investment operations	(4.34)	0.36
Less distributions from:		
Net investment income	(0.21)	(0.04)
Net realized gains	(0.34)	—
Total distributions	(0.55)	(0.04)
Net Asset Value, end of period	\$ 20.43	\$ 25.32
<b>Total Return (%)</b>	(17.66)	1.46(c)
<b>Ratios to Average Net Assets and Supplemental Data</b>		
Net Assets, end of period (\$ millions)	\$ 87	\$ 103
Ratio of expenses (%)	0.50(d)	0.51(d)(e)(g)
Ratio of net investment income (loss) (%)	0.66	2.65(e)
Portfolio turnover rate (%) (f)	6	2(c)

(a) For the period May 25, 2021 (commencement of operations) through June 30, 2021.

(b) Per share numbers have been calculated using the average shares method.

(c) Not annualized.

(d) The Fund invests in other ETFs and indirectly bears its proportionate shares of fees and expenses incurred by the Underlying Funds in which the Fund is invested. This ratio does not include these indirect fees and expenses.

(e) Annualized.

(f) Excludes the impact of in-kind transactions related to the processing of capital share transactions in Creation Units.

(g) The ratios of expenses to average net assets includes interest expense fees of 0.01%.



**Simplify Exchange Traded Funds**  
**Financial Highlights** (Continued)

	<b>Period Ended June 30, 2022(a)</b>
<b>Simplify Intermediate Term Treasury Futures Strategy ETF (formerly Simplify Risk Parity Treasury ETF)*</b>	
<b>Selected Per Share Data</b>	
Net Asset Value, beginning of period	\$ 25.00
Income (loss) from investment operations:	
Net investment income (loss)(b)	0.14
Net realized and unrealized gain (loss)	(6.74)
Total from investment operations	(6.60)
Less distributions from:	
Net investment income	(0.12)
Total distributions	(0.12)
Net Asset Value, end of period	\$ 18.28
<b>Total Return (%)</b>	(26.47)(c)
<b>Ratios to Average Net Assets and Supplemental Data</b>	
Net Assets, end of period (\$ millions)	\$ 40
Ratio of expenses before fee waiver (%)	0.25(d)
Ratio of expenses after fee waiver (%)	0.15(d)
Ratio of net investment income (loss) (%)	0.85(d)
Portfolio turnover rate %(e)	153(c)

\* The Fund changed its name to Simplify Intermediate Term Treasury Futures Strategy ETF effective October 28, 2022.

(a) For the period September 28, 2021 (commencement of operations) through June 30, 2022.

(b) Per share numbers have been calculated using the average shares method.

(c) Not annualized.

(d) Annualized.

(e) Excludes the impact of in-kind transactions related to the processing of capital share transactions in Creation Units.

**Simplify Exchange Traded Funds**  
**Financial Highlights** (Continued)

	<b>Period Ended June 30, 2022(a)</b>
<b>Simplify Tail Risk Strategy ETF</b>	
<b>Selected Per Share Data</b>	
Net Asset Value, beginning of period	\$ 25.00
Income (loss) from investment operations:	
Net investment income (loss)(b)	0.38
Net realized and unrealized gain (loss)	(4.04)
Total from investment operations	(3.66)
Less distributions from:	
Net investment income	(0.34)
Return of capital	(1.02)
Total distributions	(1.36)
Net Asset Value, end of period	\$ 19.98
<b>Total Return (%)</b>	(15.01)(c)(d)
<b>Ratios to Average Net Assets and Supplemental Data</b>	
Net Assets, end of period (\$ millions)	\$ 104
Ratio of expenses before fee waiver (%)	0.76(e)(f)(g)
Ratio of expenses after fee waiver (%)	0.17(e)(g)
Ratio of net investment income (loss) (%)	2.27(e)
Portfolio turnover rate (%) (h)	125(d)

(a) For the period September 14, 2021 (commencement of operations) through June 30, 2022.

(b) Per share numbers have been calculated using the average shares method.

(c) Total Return would have been lower if certain expenses had not been waived/reimbursed by the Advisor.

(d) Not annualized.

(e) Annualized.

(f) The ratios of expenses to average net assets includes interest expense fees of 0.01%.

(g) The Fund invests in other ETFs and indirectly bears its proportionate shares of fees and expenses incurred by the Underlying Funds in which the Fund is invested. This ratio does not include these indirect fees and expenses.

(h) Excludes the impact of in-kind transactions related to the processing of capital share transactions in Creation Units.

**Simplify Exchange Traded Funds**  
**Financial Highlights** (Continued)

	<b>Period Ended June 30, 2022(a)</b>
<b>Simplify Health Care ETF</b>	
<b>Selected Per Share Data</b>	
Net Asset Value, beginning of period	\$ 25.00
Income (loss) from investment operations:	
Net investment income (loss)(b)	0.08
Net realized and unrealized gain (loss)	(0.42)
Total from investment operations	(0.34)
Less distributions from:	
Net investment income	(0.08)
Total distributions	(0.08)
Net Asset Value, end of period	\$ 24.58
<b>Total Return (%)</b>	(1.38)(c)
<b>Ratios to Average Net Assets and Supplemental Data</b>	
Net Assets, end of period (\$ millions)	\$ 34
Ratio of expenses (%)	0.50(d)
Ratio of net investment income (loss) (%)	0.45(d)
Portfolio turnover rate %(e)	146(c)

(a) For the period October 8, 2021 (commencement of operations) through June 30, 2022.

(b) Per share numbers have been calculated using the average shares method.

(c) Not annualized.

(d) Annualized.

(e) Excludes the impact of in-kind transactions related to the processing of capital share transactions in Creation Units.

**Simplify Exchange Traded Funds**  
**Financial Highlights** (Continued)

	<b>Period Ended June 30, 2022<sup>(a)</sup></b>
<b>Simplify Developed Ex-US PLUS Downside Convexity ETF</b>	
<b>Selected Per Share Data</b>	
Net Asset Value, beginning of period	\$ 25.00
Income (loss) from investment operations:	
Net investment income (loss) <sup>(b)</sup>	0.31
Net realized and unrealized gain (loss)	(5.68)
Total from investment operations	(5.37)
Less distributions from:	
Net investment income	(0.37)
Total distributions	(0.37)
Net Asset Value, end of period	\$ 19.26
<b>Total Return (%)</b>	(21.47) <sup>(c)</sup>
<b>Ratios to Average Net Assets and Supplemental Data</b>	
Net Assets, end of period (\$ millions)	\$ 20
Ratio of expenses before fee waiver (%)	0.50 <sup>(d)(e)</sup>
Ratio of expenses after fee waiver (%)	0.25 <sup>(d)(e)</sup>
Ratio of net investment income (loss) (%)	2.97 <sup>(d)</sup>
Portfolio turnover rate (%) <sup>(f)</sup>	4 <sup>(c)</sup>

(a) For the period January 11, 2022 (commencement of operations) through June 30, 2022.

(b) Per share numbers have been calculated using the average shares method.

(c) Not annualized.

(d) Annualized.

(e) The Fund invests in other ETFs and indirectly bears its proportionate shares of fees and expenses incurred by the Underlying Funds in which the Fund is invested. This ratio does not include these indirect fees and expenses.

(f) Excludes the impact of in-kind transactions related to the processing of capital share transactions in Creation Units.

**Simplify Exchange Traded Funds**  
**Financial Highlights** (Continued)

	<b>Period Ended June 30, 2022<sup>(a)</sup></b>
<b>Simplify Emerging Markets Equity PLUS Downside Convexity ETF</b>	
<b>Selected Per Share Data</b>	
Net Asset Value, beginning of period	\$ 25.00
Income (loss) from investment operations:	
Net investment income (loss) <sup>(b)</sup>	0.32
Net realized and unrealized gain (loss)	(5.19)
Total from investment operations	(4.87)
Less distributions from:	
Net investment income	(0.23)
Total distributions	(0.23)
Net Asset Value, end of period	\$ 19.90
<b>Total Return (%)</b>	(19.50) <sup>(c)</sup>
<b>Ratios to Average Net Assets and Supplemental Data</b>	
Net Assets, end of period (\$ millions)	\$ 7
Ratio of expenses before fee waiver (%)	0.50 <sup>(d)</sup> (e)
Ratio of expenses after fee waiver (%)	0.25 <sup>(d)</sup> (e)
Ratio of net investment income (loss) (%)	3.09 <sup>(d)</sup>
Portfolio turnover rate (%) <sup>(f)</sup>	2 <sup>(c)</sup>

(a) For the period January 11, 2022 (commencement of operations) through June 30, 2022.

(b) Per share numbers have been calculated using the average shares method.

(c) Not annualized.

(d) Annualized.

(e) The Fund invests in other ETFs and indirectly bears its proportionate shares of fees and expenses incurred by the Underlying Funds in which the Fund is invested. This ratio does not include these indirect fees and expenses.

(f) Excludes the impact of in-kind transactions related to the processing of capital share transactions in Creation Units.

**Simplify Exchange Traded Funds**  
**Financial Highlights** (Continued)

	<b>Period Ended June 30, 2022<sup>(a)</sup></b>
<b>Simplify US Small Cap PLUS Downside Convexity ETF</b>	
<b>Selected Per Share Data</b>	
Net Asset Value, beginning of period	\$ 25.00
Income (loss) from investment operations:	
Net investment income (loss) <sup>(b)</sup>	0.08
Net realized and unrealized gain (loss)	(4.70)
Total from investment operations	(4.62)
Less distributions from:	
Net investment income	(0.08)
Total distributions	(0.08)
Net Asset Value, end of period	\$ 20.30
<b>Total Return (%)</b>	(18.50) <sup>(c)</sup>
<b>Ratios to Average Net Assets and Supplemental Data</b>	
Net Assets, end of period (\$ millions)	\$ 3
Ratio of expenses before fee waiver (%)	0.50 <sup>(d)(e)</sup>
Ratio of expenses after fee waiver (%)	0.25 <sup>(d)(e)</sup>
Ratio of net investment income (loss) (%)	0.80 <sup>(e)</sup>
Portfolio turnover rate (%) <sup>(f)</sup>	2 <sup>(c)</sup>

(a) For the period January 11, 2022 (commencement of operations) through June 30, 2022.

(b) Per share numbers have been calculated using the average shares method.

(c) Not annualized.

(d) The Fund invests in other ETFs and indirectly bears its proportionate shares of fees and expenses incurred by the Underlying Funds in which the Fund is invested. This ratio does not include these indirect fees and expenses.

(e) Annualized.

(f) Excludes the impact of in-kind transactions related to the processing of capital share transactions in Creation Units.

**Simplify Exchange Traded Funds**  
**Financial Highlights** (Continued)

	<b>Period Ended June 30, 2022<sup>(a)</sup></b>
<b>Simplify Hedged Equity ETF</b>	
<b>Selected Per Share Data</b>	
Net Asset Value, beginning of period	\$ 25.00
Income (loss) from investment operations:	
Net investment income (loss) <sup>(b)</sup>	0.18
Net realized and unrealized gain (loss)	(2.04)
Total from investment operations	(1.86)
Less distributions from:	
Net investment income	(0.15)
Total distributions	(0.15)
Net Asset Value, end of period	\$ 22.99
<b>Total Return (%)</b>	(7.46) <sup>(c)</sup>
<b>Ratios to Average Net Assets and Supplemental Data</b>	
Net Assets, end of period (\$ millions)	\$ 37
Ratio of expenses (%)	0.50 <sup>(d)</sup> <sup>(e)</sup>
Ratio of net investment income (loss) (%)	1.16 <sup>(d)</sup>
Portfolio turnover rate (%) <sup>(f)</sup>	2 <sup>(c)</sup>

(a) For the period November 2, 2021 (commencement of operations) through June 30, 2022.

(b) Per share numbers have been calculated using the average shares method.

(c) Not annualized.

(d) Annualized.

(e) The Fund invests in other ETFs and indirectly bears its proportionate shares of fees and expenses incurred by the Underlying Funds in which the Fund is invested. This ratio does not include these indirect fees and expenses.

(f) Excludes the impact of in-kind transactions related to the processing of capital share transactions in Creation Units.

**Simplify Exchange Traded Funds**  
**Financial Highlights** (Continued)

	<b>Period Ended June 30, 2022<sup>(a)</sup></b>
<b>Simplify Aggregate Bond PLUS Credit Hedge ETF</b>	
<b>Selected Per Share Data</b>	
Net Asset Value, beginning of period	\$ 25.00
Income (loss) from investment operations:	
Net investment income (loss) <sup>(b)</sup>	0.13
Net realized and unrealized gain (loss)	(1.35)
Total from investment operations	(1.22)
Less distributions from:	
Net investment income	(0.14)
Total distributions	(0.14)
Net Asset Value, end of period	\$ 23.64
<b>Total Return (%)</b>	(4.89) <sup>(c)</sup>
<b>Ratios to Average Net Assets and Supplemental Data</b>	
Net Assets, end of period (\$ millions)	\$ 1
Ratio of expenses before fee waiver (%)	0.50 <sup>(d)</sup> (e)
Ratio of expenses after fee waiver (%)	0.25 <sup>(d)</sup> (e)
Ratio of net investment income (loss) (%)	1.43 <sup>(d)</sup>
Portfolio turnover rate (%) <sup>(f)</sup>	14 <sup>(c)</sup>

(a) For the period February 15, 2022 (commencement of operations) through June 30, 2022.

(b) Per share numbers have been calculated using the average shares method.

(c) Not annualized.

(d) Annualized.

(e) The Fund invests in other ETFs and indirectly bears its proportionate shares of fees and expenses incurred by the Underlying Funds in which the Fund is invested. This ratio does not include these indirect fees and expenses.

(f) Excludes the impact of in-kind transactions related to the processing of capital share transactions in Creation Units.



**Simplify Exchange Traded Funds**  
**Financial Highlights (Continued)**

	<b>Period Ended June 30, 2022<sup>(a)</sup></b>
<b>Simplify High Yield PLUS Credit Hedge ETF</b>	
<b>Selected Per Share Data</b>	
Net Asset Value, beginning of period	\$ 25.00
Income (loss) from investment operations:	
Net investment income (loss) <sup>(b)</sup>	0.01
Net realized and unrealized gain (loss)	(2.44)
Total from investment operations	(2.43)
Variable transaction fees (see Note 8)	0.01
Less distributions from:	
Net investment income	(0.24)
Return of capital	(0.11)
Total distributions	(0.35)
Net Asset Value, end of period	\$ 22.23
<b>Total Return (%)</b>	(9.74) <sup>(c)</sup>
<b>Ratios to Average Net Assets and Supplemental Data</b>	
Net Assets, end of period (\$ millions)	\$ 30
Ratio of expenses before fee waiver (%)	0.50 <sup>(d)(e)</sup>
Ratio of expenses after fee waiver (%)	0.25 <sup>(d)(e)</sup>
Ratio of net investment income (loss) (%)	0.15 <sup>(d)</sup>
Portfolio turnover rate <sup>(f)</sup> (%)	77 <sup>(c)</sup>

(a) For the period February 15, 2022 (commencement of operations) through June 30, 2022.

(b) Per share numbers have been calculated using the average shares method.

(c) Not annualized.

(d) Annualized.

(e) The Fund invests in other ETFs and indirectly bears its proportionate shares of fees and expenses incurred by the Underlying Funds in which the Fund is invested. This ratio does not include these indirect fees and expenses.

(f) Excludes the impact of in-kind transactions related to the processing of capital share transactions in Creation Units.

**Simplify Exchange Traded Funds**  
**Financial Highlights (Continued)**

	<b>Period Ended June 30, 2022(a)</b>
<b>Simplify Macro Strategy ETF</b>	
<b>Selected Per Share Data</b>	
Net Asset Value, beginning of period	\$ 25.00
Income (loss) from investment operations:	
Net investment income (loss)(b)	0.16
Net realized and unrealized gain (loss)	(1.56)
Total from investment operations	(1.40)
Less distributions from:	
Net investment income	(0.01)
Total distributions	(0.01)
Net Asset Value, end of period	\$ 23.59
<b>Total Return (%)</b>	(5.61)(c)(d)
<b>Ratios to Average Net Assets and Supplemental Data</b>	
Net Assets, end of period (\$ millions)	\$ 6
Ratio of expenses before fee waiver (%)	0.75(e)(f)
Ratio of expenses after fee waiver (%)	0.45(e)(f)
Ratio of net investment income (loss) (%)	5.88(e)
Portfolio turnover rate (%) (g)	11(d)

(a) For the period May 17, 2022 (commencement of operations) through June 30, 2022.

(b) Per share numbers have been calculated using the average shares method.

(c) Total Return would have been lower if certain expenses had not been waived/reimbursed by the Advisor.

(d) Not annualized.

(e) Annualized.

(f) The Fund invests in other ETFs and indirectly bears its proportionate shares of fees and expenses incurred by the Underlying Funds in which the Fund is invested. This ratio does not include these indirect fees and expenses.

(g) Excludes the impact of in-kind transactions related to the processing of capital share transactions in Creation Units.

**Simplify Exchange Traded Funds**  
**Financial Highlights** (Continued)

	<b>Period Ended June 30, 2022<sup>(a)</sup></b>
<b>Simplify Managed Futures Strategy ETF</b>	
<b>Selected Per Share Data</b>	
Net Asset Value, beginning of period	\$ 25.00
Income (loss) from investment operations:	
Net investment income (loss) <sup>(b)</sup>	(0.02)
Net realized and unrealized gain (loss)	2.29
Total from investment operations	2.27
Net Asset Value, end of period	\$ 27.27
<b>Total Return (%)</b>	9.07 <sup>(c)</sup>
<b>Ratios to Average Net Assets and Supplemental Data</b>	
Net Assets, end of period (\$ millions)	\$ 29
Ratio of expenses (%)	0.75 <sup>(d)</sup> (e)
Ratio of net investment income (loss) (%)	(0.27) <sup>(d)</sup>
Portfolio turnover rate (%) <sup>(f)</sup>	0 <sup>(c)</sup>

(a) For the period March 8, 2022 (commencement of operations) through June 30, 2022.

(b) Per share numbers have been calculated using the average shares method.

(c) Not annualized.

(d) Annualized.

(e) The Fund invests in other ETFs and indirectly bears its proportionate shares of fees and expenses incurred by the Underlying Funds in which the Fund is invested. This ratio does not included these indirect fees and expenses.

(f) Excludes the impact of in-kind transactions related to the processing of capital share transactions in Creation Units.

<b>Adviser</b>	<b>Simplify Asset Management Inc.</b> 222 Broadway, 22nd Floor New York, NY 10038	<b>Distributor</b>	<b>Foreside Financial Services, LLC</b> Three Canal Plaza, Suite 100, Portland, ME 04101
<b>Custodian, Administrator &amp; Transfer Agent</b>	<b>Bank of New York Mellon</b> 240 Greenwich St. New York, NY 10286	<b>Legal Counsel</b>	<b>Thompson Hine LLP</b> 41 South High Street, Suite 1700 Columbus, OH 43215
<b>Independent Registered Public Accounting Firm</b>	<b>Cohen &amp; Company, Ltd.</b> 1350 Euclid Ave., Suite 800 Cleveland, OH 44115	<b>Futures Adviser</b>	<b>Altis Partners (Jersey) Limited</b> Le Quai House, Le Quai D' Auvergne, Jersey JE2 3TN

Additional information about the Funds is included in the Funds' SAI dated October 28, 2022. The SAI is incorporated into this Prospectus by reference (i.e., legally made a part of this Prospectus). The SAI provides more details about the Funds' policies and management. Additional information about the Funds' investments is also available in the Funds' Annual and Semi-Annual Reports to Shareholders. In the Funds' Annual Report, you will find a discussion of the market conditions and investment strategies that significantly affected the Funds' performance during the last fiscal year.

To obtain a free copy of the SAI and the Annual and Semi-Annual Reports to Shareholders, or other information about the Funds, or to make shareholder inquiries about the Funds, please call 1 (855) 772-8488. You may also write to:

Simplify Exchange Traded Funds  
222 Broadway, 22nd Floor  
New York, NY 10038

Reports and other information about the Funds are available on the EDGAR Database on the SEC's Internet site at <http://www.sec.gov>.

Investment Company Act File # 811-23570

<b><u>Fund Name</u></b>	<b><u>Ticker Symbol (Exchange)</u></b>
<b>Simplify US Equity PLUS Convexity ETF</b>	<b>SPYC (NYSE Arca, Inc.)</b>
<b>Simplify US Equity PLUS Downside Convexity ETF</b>	<b>SPD (NYSE Arca, Inc.)</b>
<b>Simplify US Equity PLUS Upside Convexity ETF</b>	<b>SPUC (NYSE Arca, Inc.)</b>
<b>Simplify Nasdaq 100 PLUS Convexity ETF</b>	<b>QQC (Nasdaq Stock Market LLC)</b>
<b>Simplify Nasdaq 100 PLUS Downside Convexity ETF</b>	<b>QQD (Nasdaq Stock Market LLC)</b>
<b>Simplify Interest Rate Hedge ETF</b>	<b>PFIX (NYSE Arca, Inc.)</b>
<b>Simplify Volatility Premium ETF</b>	<b>SVOL (NYSE Arca, Inc.)</b>
<b>Simplify U.S. Equity PLUS GBTC ETF</b>	<b>SPBC (Nasdaq Stock Market LLC)</b>
<b>Simplify Intermediate Term Treasury Futures Strategy ETF</b>	<b>TYA (CBOE BZX Exchange, Inc.)</b>
<b>Simplify Tail Risk Strategy ETF</b>	<b>CYA (NYSE Arca, Inc.)</b>
<b>Simplify Health Care ETF</b>	<b>PINK (NYSE Arca, Inc.)</b>
<b>Simplify Developed Ex-US PLUS Downside Convexity ETF</b>	<b>EAFD (NYSE Arca, Inc.)</b>
<b>Simplify Emerging Markets Equity PLUS Downside Convexity ETF</b>	<b>EMGD (NYSE Arca, Inc.)</b>
<b>Simplify US Small Cap PLUS Downside Convexity ETF</b>	<b>RTYD (NYSE Arca, Inc.)</b>
<b>Simplify Hedged Equity ETF</b>	<b>HEQT (NYSE Arca, Inc.)</b>
<b>Simplify Aggregate Bond PLUS Credit Hedge ETF</b>	<b>AGGH (NYSE Arca, Inc.)</b>
<b>Simplify High Yield PLUS Credit Hedge ETF</b>	<b>CDX (NYSE Arca, Inc.)</b>
<b>Simplify Macro Strategy ETF</b>	<b>FIG (NYSE Arca, Inc.)</b>
<b>Simplify Managed Futures Strategy ETF</b>	<b>CTA (NYSE Arca, Inc.)</b>
<b>Simplify Gold Strategy ETF</b>	<b>GLDC (NYSE Arca, Inc.)</b>

**each a series of Simplify Exchange Traded Funds**

## **STATEMENT OF ADDITIONAL INFORMATION**

**October 28, 2022**

*Listed and traded on:*

*the NYSE Arca, Inc., Nasdaq Stock Market LLC and CBOE BZX Exchange, Inc. as indicated above.*

This Statement of Additional Information (“SAI”) is not a prospectus and should be read in conjunction with the combined Prospectus of the Simplify US Equity PLUS Convexity ETF, Simplify US Equity PLUS Downside Convexity ETF, Simplify US Equity PLUS Upside Convexity ETF, the Simplify Nasdaq 100 PLUS Convexity ETF, Simplify Nasdaq 100 PLUS Downside Convexity ETF, Simplify Interest Rate Hedge ETF, Simplify Volatility Premium ETF, Simplify U.S. Equity PLUS GBTC ETF, Simplify Intermediate Term Treasury Futures Strategy ETF, Simplify Tail Risk Strategy ETF, Simplify Health Care ETF, Simplify Developed Ex-US PLUS Downside Convexity ETF, Simplify Emerging Markets Equity PLUS Downside Convexity ETF, Simplify US Small Cap PLUS Downside Convexity ETF, Simplify Hedged Equity ETF, Simplify Aggregate Bond PLUS Credit Hedge ETF, Simplify High Yield PLUS Credit Hedge ETF, Simplify Macro Strategy ETF, Simplify Managed Futures Strategy ETF, and Simplify Gold Strategy ETF (each a “Fund” and, together, the “Funds”) dated October 28, 2022. The Funds’ Prospectus is hereby incorporated by reference, which means it is legally part of this document. You can obtain copies of the Funds’ Prospectus, annual or semi-annual reports without charge by contacting the Funds’ Distributor, Foreside Financial Services, LLC or by calling 1 (855) 772-8488. You may also obtain a Prospectus by visiting the website at [www.simplify.us/etfs](http://www.simplify.us/etfs).

## TABLE OF CONTENTS

<a href="#"><u>THE FUNDS</u></a>	<b>1</b>
<a href="#"><u>TYPES OF INVESTMENTS</u></a>	<b>2</b>
<a href="#"><u>POLICIES AND PROCEDURES FOR DISCLOSURE OF PORTFOLIO HOLDINGS</u></a>	<b>18</b>
<a href="#"><u>MANAGEMENT</u></a>	<b>19</b>
<a href="#"><u>DIVIDENDS AND DISTRIBUTIONS</u></a>	<b>24</b>
<a href="#"><u>CONTROL PERSONS AND PRINCIPAL HOLDERS</u></a>	<b>24</b>
<a href="#"><u>INVESTMENT ADVISER</u></a>	<b>29</b>
<a href="#"><u>THE DISTRIBUTOR</u></a>	<b>33</b>
<a href="#"><u>PORTFOLIO MANAGERS</u></a>	<b>35</b>
<a href="#"><u>ALLOCATION OF PORTFOLIO BROKERAGE</u></a>	<b>39</b>
<a href="#"><u>PORTFOLIO TURNOVER</u></a>	<b>40</b>
<a href="#"><u>OTHER SERVICE PROVIDERS</u></a>	<b>41</b>
<a href="#"><u>DESCRIPTION OF SHARES</u></a>	<b>43</b>
<a href="#"><u>ANTI-MONEY LAUNDERING PROGRAM</u></a>	<b>43</b>
<a href="#"><u>PURCHASE, REDEMPTION AND PRICING OF SHARES</u></a>	<b>43</b>
<a href="#"><u>TAX STATUS</u></a>	<b>52</b>
<a href="#"><u>INDEPENDENT REGISTERED PUBLIC ACCOUNTING FIRM</u></a>	<b>57</b>
<a href="#"><u>LEGAL COUNSEL</u></a>	<b>57</b>
<a href="#"><u>FINANCIAL STATEMENT</u></a>	<b>58</b>
<a href="#"><u>PROXY VOTING POLICY</u></a>	<b>A-1</b>

## THE FUNDS

---

The Funds are each a series of Simplify Exchange Traded Funds, a Delaware statutory trust organized on February 28, 2020 (the “Trust”). The Trust is registered as an open-end management investment company. The Trust is governed by its Board of Trustees (the “Board” or “Trustees”). The Simplify US Equity PLUS Convexity ETF, Simplify US Equity PLUS Downside Convexity ETF, Simplify US Equity PLUS Upside Convexity ETF, the Simplify Nasdaq 100 PLUS Convexity ETF, Simplify Nasdaq 100 PLUS Downside Convexity ETF, Simplify Volatility Premium ETF, Simplify U.S. Equity PLUS GBTC ETF, Simplify Intermediate Term Treasury Futures Strategy ETF, Simplify Tail Risk Strategy ETF, Simplify Health Care ETF, Simplify Developed Ex-US PLUS Downside Convexity ETF, Simplify Emerging Markets Equity PLUS Downside Convexity ETF, Simplify US Small Cap PLUS Downside Convexity ETF, Simplify Hedged Equity ETF, and Simplify Gold Strategy ETF are each a diversified series of the Trust and the Simplify Interest Rate Hedge ETF, Simplify Aggregate Bond PLUS Credit Hedge ETF, Simplify High Yield PLUS Credit Hedge ETF, Simplify Macro Strategy ETF, and Simplify Managed Futures Strategy ETF are each non-diversified series of the.

The Funds may issue an unlimited number of shares of beneficial interest (“Shares”). All Shares have equal rights and privileges. Each Share is entitled to one vote on all matters as to which Shares are entitled to vote. In addition, each Share is entitled to participate equally with other Shares (i) in dividends and distributions declared by such Fund and (ii) on liquidation to its proportionate share of the assets remaining after satisfaction of outstanding liabilities. Shares are fully paid, non-assessable and fully transferable when issued and have no pre-emptive, conversion or exchange rights.

Each Fund is managed by Simplify Asset Management Inc. (the “Adviser”). The Simplify Managed Futures Strategy ETF utilizes a futures adviser, Altis Partners (Jersey) Limited. Each of the Simplify US Equity PLUS Convexity ETF, Simplify US Equity PLUS Downside Convexity ETF, Simplify US Equity PLUS Upside Convexity ETF, the Simplify Nasdaq 100 PLUS Convexity ETF, Simplify Nasdaq 100 PLUS Downside Convexity ETF, Simplify Developed Ex-US PLUS Downside Convexity ETF, Simplify Emerging Markets Equity PLUS Downside Convexity ETF, Simplify US Small Cap PLUS Downside Convexity ETF, Simplify Aggregate Bond PLUS Credit Hedge ETF, Simplify High Yield PLUS Credit Hedge ETF, Simplify Macro Strategy ETF, and Simplify Managed Futures Strategy ETF seeks to provide capital appreciation. The Simplify Volatility Premium ETF seeks to provide investment results, before fees and expenses, that correspond approximately to one-fifth to three-tenths the inverse (-0.2x to -0.3x) of the performance of a short-term volatility futures index while seeking to mitigate extreme volatility, the Simplify Gold Strategy ETF seeks to provide returns that reflect the performance of the price of Gold bullion, and the Interest Rate Hedge ETF seeks to hedge interest rate movements arising from rising long-term interest rates, and to benefit from market stress when fixed income volatility increases, while providing the potential for income. The Simplify U.S. Equity PLUS GBTC ETF, Simplify Health Care ETF, and Simplify Hedged Equity ETF seek long-term capital appreciation. The Simplify Intermediate Term Treasury Futures Strategy ETF seeks to provide total return, before fees and expenses, that matches or outperforms the performance of the ICE US Treasury 20+ Year Index on a calendar quarter basis and the Simplify Tail Risk Strategy ETF seeks to provide income and capital appreciation while protecting against significant downside risk. The Board may start other series and offer shares of a new fund under the Trust at any time.

The Funds are exchange traded funds (“ETFs”), which are registered open-end management companies that issue (and redeem) creation units (“Creation Units”) to (and from) authorized participants (“Authorized Participants”) in exchange for a basket and a cash balancing amount (if any) and the shares of which are listed on a national securities exchange and traded at market-determined prices. An Authorized Participant is a financial institution that is a member or participant of a clearing agency registered with the Securities and Exchange Commission (“SEC”) which has a written agreement with a Fund or one of its service providers that allows the financial institution to place orders for the purchase and redemption of Creation Units. The Funds issue and redeem shares on a continuous basis at net asset value per share (“NAV”) in aggregations of a specified number of shares called “Creation Units.” Creation Units are a specified number of a Fund’s shares (e.g., 25,000) that a Fund will issue to (or redeem from) an Authorized Participant in exchange for the deposit (or delivery) of a basket and a cash balancing amount if any. Shares trade in the secondary market at market prices that may differ from the shares’ NAV. Shares are not individually redeemable, but are redeemable only in Creation Unit aggregations, and generally in exchange for portfolio securities and a specified cash payment. A Creation Unit of a Fund consists of a block of 25,000 shares. Shareholders who are not Authorized Participants will not be able to purchase or redeem shares directly with or from a Fund.

The Funds reserve the right to offer creations and redemptions of Shares for cash. In addition, Shares may be issued in advance of receipt of deposit securities subject to various conditions, including a requirement to maintain on deposit with the Trust cash equal to up to 115% of the market value of the missing deposit securities. In each instance of such cash creations or redemptions, transaction fees, may be imposed and may be higher than the transaction fees associated with in-kind creations or redemptions. See PURCHASE, REDEMPTION AND PRICING OF SHARES below.

### **Exchange Listing and Trading**

There can be no assurance that the requirements of the NYSE Arca, Inc., Nasdaq Stock Market LLC and CBOE BZX Exchange, Inc. (each an “Exchange”) necessary to maintain the listing of shares of the Funds will continue to be met. Each Exchange may, but is not required to, remove the shares of the Funds from listing if, among other things: (i) following the initial 12-month period beginning upon the commencement of trading of Funds shares, there are fewer than 50 record and/or beneficial owners of shares of the Funds for 30 or more consecutive trading days, or (ii) any other event shall occur or condition shall exist that, in the opinion of the Exchange, makes further dealings on the Exchange inadvisable. The Exchanges will also remove shares of the Funds from listing and trading upon termination of the Funds.

## **TYPES OF INVESTMENTS**

A discussion of the risks associated with an investment in each Fund is contained in the Prospectus under the headings “Fund Summary—Principal Investment Strategies” with respect to the applicable Fund, and “Additional Information About the Principal Investment Strategies and Risks.” The discussion below supplements, and should be read in conjunction with, such sections of the Prospectus.

### **General Risks and Considerations**

An investment in a Fund should be made with an understanding of the risks inherent in an investment in securities, including the risk that the general condition of the securities market may deteriorate. Securities are susceptible to general securities market fluctuations and to volatile increases and decreases in value as market confidence change. These investor perceptions are based on various and unpredictable factors, including expectations regarding government, economic, monetary and fiscal policies, inflation and interest rates, economic expansion or contraction, and global or regional political, economic or banking crises.

The existence of a liquid trading market for certain securities may depend on whether dealers will make a market in such securities. There can be no assurance that a market will be made or maintained or that any such market will be or remain liquid. The price at which securities may be sold and the value of the Shares will be adversely affected if trading markets for a Fund’s portfolio securities are limited or absent, or if bid/ask spreads are wide.

### **Securities of Other Investment Companies**

Investments in closed-end investment companies, exchange traded funds and mutual funds involve certain additional expenses and certain tax results, which would not be present in a direct investment in such funds. Each Fund intends to limit its investments in accordance with Section 12(d)(1) of the 1940 Act or as permitted by Rule 12d1-1, Rule 12d1-3 and Rule 12d1-4. Among other things, Section 12(d)(1) would limit these investments so that, as determined immediately after a securities purchase is made by the Funds: (a) not more than 5% of the value of its total assets will be invested in the securities of any one investment company (the “5% Limitation”); (b) not more than 10% of the value of its total assets will be invested in the aggregate in securities of investment companies as a group (the “10% Limitation”); (c) not more than 3% of the outstanding voting stock of any one investment company will be owned by a Fund (the 3% Limitation”); and (d) not more than 10% of the outstanding voting stock of any one closed-end investment company will be owned by a Fund together with all other investment companies that have the same advisor. Under certain sets of conditions, different sets of restrictions may be applicable. As a shareholder of another investment company, the Funds would bear, along with other shareholders, its pro rata portion of that investment company’s expenses, including advisory fees. These expenses would be in addition to the advisory and other expenses that the Funds bears directly in connection with its own operations. Investment companies in which the Funds may invest may also impose a sales or distribution charge in connection with the purchase or redemption of their Shares and other types of commissions or charges. Such charges will be payable by the Funds and, therefore, will be borne directly by Shareholders.

The Funds also intend to rely on Section 12(d)(1)(F) under the 1940 Act which in conjunction with one another allow registered investment companies (such as the Fund) to exceed the 5% and 10% Limitation, provided the aggregate sales loads any investor pays (i.e., the combined distribution expenses of both the acquiring fund and the acquired funds) does not exceed the limits on sales loads established by Financial Industry Regulatory Authority (“FINRA”) for funds of funds, and the registered investment company “mirror votes” any securities purchased pursuant to Section 12(d)(1)(F). The Funds may rely on Rule 12d1-4 to exceed



the 3%, 5%, and 10% limitation, subject to the conditions of Rule 12d1-4.

### Exchange Traded Funds

ETFs are often passive funds that track their related index and have the flexibility of trading like a security. They are managed by professionals and typically provide the investor with diversification, cost and tax efficiency, liquidity, marginability, are useful for hedging, have the ability to go long and short, and some provide quarterly dividends. Actively managed ETFs do not seek to track the performance of a particular market index. Additionally, some ETFs are unit investment trusts. Under certain circumstances, the adviser may invest in ETFs, known as “inverse funds,” which are designed to produce results opposite to market trends. Inverse ETFs are funds designed to rise in price when stock prices are falling.

ETFs have two markets. The primary market is where institutions swap “creation units” in block-multiples of, for example, 25,000 shares for in-kind securities and cash in the form of dividends. The secondary market is where individual investors can trade as little as a single share during trading hours on the exchange. This is different from open-ended mutual funds that are traded after hours once the NAV is calculated. ETFs share many similar risks with open-end and closed-end funds.

### Foreign Securities

Investing in securities of foreign companies and countries involves certain considerations and risks that are not typically associated with investing in U.S. government securities and securities of domestic companies. There may be less publicly available information about a foreign issuer than a domestic one, and foreign companies are not generally subject to uniform accounting, auditing and financial standards and requirements comparable to those applicable to U.S. companies. There may also be less government supervision and regulation of foreign securities exchanges, brokers and listed companies than exists in the United States. Interest and dividends paid by foreign issuers may be subject to withholding and other foreign taxes, which may decrease the net return on such investments as compared to dividends and interest paid to a Fund by domestic companies or the U.S. government. There may be the possibility of expropriations, seizure or nationalization of foreign deposits, confiscatory taxation, political, economic or social instability or diplomatic developments that could affect assets of a Fund held in foreign countries. Finally, the establishment of exchange controls or other foreign governmental laws or restrictions could adversely affect the payment of obligations.

To the extent currency exchange transactions do not fully protect a Fund against adverse changes in currency exchange rates, decreases in the value of currencies of the foreign countries in which a Fund will invest relative to the U.S. dollar will result in a corresponding decrease in the U.S. dollar value of a Fund's assets denominated in those currencies (and possibly a corresponding increase in the amount of securities required to be liquidated to meet distribution requirements). Conversely, increases in the value of currencies of the foreign countries in which a Fund invests relative to the U.S. dollar will result in a corresponding increase in the U.S. dollar value of a Fund's assets (and possibly a corresponding decrease in the amount of securities to be liquidated).

### Short Sales

A Fund may sell securities short as an outright investment strategy and to offset potential declines in long positions in similar securities. A short sale is a transaction in which a Fund sells a security it does not own or have the right to acquire (or that it owns but does not wish to deliver) in anticipation that the market price of that security will decline.

When a Fund makes a short sale, the broker-dealer through which the short sale is made must borrow the security sold short and deliver it to the party purchasing the security. A Fund is required to make a margin deposit in connection with such short sales; a Fund may have to pay a fee to borrow particular securities and will often be obligated to pay over any dividends and accrued interest on borrowed securities.

If the price of the security sold short increases between the time of the short sale and the time a Fund covers its short position, a Fund will incur a loss; conversely, if the price declines, a Fund will realize a capital gain. Any gain will be decreased, and any loss increased, by the transaction costs described above. The successful use of short selling may be adversely affected by imperfect correlation between movements in the price of the security sold short and the securities being hedged.

To the extent a Fund sells securities short, it will provide collateral to the broker-dealer and (except in the case of short sales "against the box") will maintain additional asset coverage in the form of cash, U.S. government securities or other liquid securities with its custodian in a segregated account in an amount at least equal to the difference between the current market value of the securities sold short and any amounts required to be deposited as collateral with the selling broker. A short sale is "against the box" to the extent a Fund contemporaneously owns, or has the right to obtain at no added cost, securities identical to those sold short.

### Equity Stock

Equity securities include common stocks, preferred stocks, and securities convertible into common stocks, such as convertible securities, warrants, rights, and options. The value of equity securities varies in response to many factors, including the activities and financial condition of individual companies, the business market in which investment companies compete and general market and economic conditions. Equity securities fluctuate in value, often based on factors unrelated to the value of the issuer of the securities, and such fluctuations can be significant.

### Common Stock

Common stock represents an equity (ownership) interest in a company, and usually possesses voting rights and earns dividends. Dividends on common stock are not fixed but are declared at the discretion of the issuer. Common stock generally represents the riskiest investment in a company. In addition, common stock generally has the greatest appreciation and depreciation potential because increases and decreases in earnings are usually reflected in a company's stock price.

### Preferred Stock

Preferred stock is a class of stock having a preference over common stock as to the payment of dividends and the recovery of investment should a company be liquidated, although preferred stock is usually junior to the debt securities of the issuer. Preferred stock typically does not possess voting rights and its market value may change based on changes in interest rates.

A fundamental risk of investing in common and preferred stock is the risk that the value of the stock might decrease. Stock values fluctuate in response to the activities of an individual company or in response to general market and/or economic conditions. Historically, common stocks have provided greater long-term returns and have entailed greater short-term risks than preferred stocks, fixed-income securities and money market investments. The market value of all securities, including common and preferred stocks, is based upon the market's perception of value and not necessarily the book value of an issuer or other objective measures of a company's worth.



## Convertible Securities

Convertible securities include fixed income securities that may be exchanged or converted into a predetermined number of shares of the issuer's underlying common stock at the option of the holder during a specified period. Convertible securities may take the form of convertible preferred stock, convertible bonds or debentures, units consisting of "usable" bonds and warrants or a combination of the features of several of these securities. Convertible securities are senior to common stocks in an issuer's capital structure, but are usually subordinated to similar non-convertible securities. While providing a fixed-income stream (generally higher in yield than the income derivable from common stock but lower than that afforded by a similar nonconvertible security), a convertible security also gives an investor the opportunity, through its conversion feature, to participate in the capital appreciation of the issuing company depending upon a market price advance in the convertible security's underlying common stock.

## Bonds

A bond is an interest-bearing security issued by a U.S. or non-U.S. company, or U.S. or non-U.S. governmental unit. The issuer of a bond has a contractual obligation to pay interest at a stated rate on specific dates and to repay principal (the bond's face value) periodically or on a specified maturity date. Bonds generally are used by corporations and governments to borrow money from investors.

An issuer may have the right to redeem or "call" a bond before maturity, in which case a Fund may have to reinvest the proceeds at lower market rates. Similarly, a Fund may have to reinvest interest income or payments received when bonds mature, sometimes at lower market rates. Most bonds bear interest income at a "coupon" rate that is fixed for the life of the bond. The value of a fixed-rate bond usually rises when market interest rates fall, and falls when market interest rates rise. Accordingly, a fixed-rate bond's yield (income as a percent of the bond's current value) may differ from its coupon rate as its value rises or falls. When an investor purchases a fixed-rate bond at a price that is greater than its face value, the investor is purchasing the bond at a premium. Conversely, when an investor purchases a fixed-rate bond at a price that is less than its face value, the investor is purchasing the bond at a discount. Fixed-rate bonds that are purchased at a discount pay less current income than securities with comparable yields that are purchased at face value, with the result that prices for such fixed-rate securities can be more volatile than prices for such securities that are purchased at face value. Other types of bonds bear interest at an interest rate that is adjusted periodically. Interest rates on "floating rate" or "variable rate" bonds may be higher or lower than current market rates for fixed-rate bonds of comparable quality with similar final maturities.

Because of their adjustable interest rates, the value of "floating rate" or "variable rate" bonds fluctuates much less in response to market interest rate movements than the value of fixed-rate bonds, but their value may decline if their interest rates do not rise as much, or as quickly, as interest rates in general. The Funds may treat some of these bonds as having a shorter maturity for purposes of calculating the weighted average maturity of its investment portfolio. Generally, prices of higher quality issues tend to fluctuate less with changes in market interest rates than prices of lower quality issues and prices of longer maturity issues tend to fluctuate more than prices of shorter maturity issues. Bonds may be senior or subordinated obligations. Senior obligations generally have the first claim on a corporation's earnings and assets and, in the event of liquidation, are paid before subordinated obligations. Bonds may be unsecured (backed only by the issuer's general creditworthiness) or secured (backed by specified collateral).

## Corporate Bonds

The investment return of corporate bonds reflects interest earned on the security and changes in the market value of the security. The market value of a corporate bond may be affected by changes in the market rate of interest, the credit rating of the corporation, the corporation's performance and perceptions of the corporation in the marketplace. There is a risk that the issuers of the securities may not be able to meet their obligations on interest or principal payments at the time called for by an instrument.

## Real Estate Investment Trusts

A Fund may invest in securities of real estate investment trusts (“REITs”). REITs are publicly traded corporations or trusts that specialize in acquiring, holding and managing residential, commercial or industrial real estate. A REIT is not taxed at the entity level on income distributed to its shareholders or unitholders if it distributes to shareholders or unitholders at least 95% of its taxable income for each taxable year and complies with regulatory requirements relating to its organization, ownership, assets and income.

REITs generally can be classified as “Equity REITs”, “Mortgage REITs” and “Hybrid REITs.” An Equity REIT invests the majority of its assets directly in real property and derives its income primarily from rents and from capital gains on real estate appreciation, which are realized through property sales. A Mortgage REIT invests the majority of its assets in real estate mortgage loans and services its income primarily from interest payments. A Hybrid REIT combines the characteristics of an Equity REIT and a Mortgage REIT. Although a Fund can invest in all three kinds of REITs, its emphasis is expected to be on investments in Equity REITs.

Investments in the real estate industry involve particular risks. The real estate industry has been subject to substantial fluctuations and declines on a local, regional and national basis in the past and may continue to be in the future. Real property values and income from real property continue to be in the future. Real property values and income from real property may decline due to general and local economic conditions, overbuilding and increased competition, increases in property taxes and operating expenses, changes in zoning laws, casualty or condemnation losses, regulatory limitations on rents, changes in neighborhoods and in demographics, increases in market interest rates, or other factors. Factors such as these may adversely affect companies that own and operate real estate directly, companies that lend to such companies, and companies that service the real estate industry.

Investments in REITs also involve risks. Equity REITs will be affected by changes in the values of and income from the properties they own, while Mortgage REITs may be affected by the credit quality of the mortgage loans they hold. In addition, REITs are dependent on specialized management skills and on their ability to generate cash flow for operating purposes and to make distributions to shareholders or unitholders. REITs may have limited diversification and are subject to risks associated with obtaining financing for real property, as well as to the risk of self-liquidation. REITs also can be adversely affected by their failure to qualify for tax-free pass-through treatment of their income under the Internal Revenue Code of 1986, as amended, or their failure to maintain an exemption from registration under the 1940 Act. By investing in REITs indirectly through a Fund, a shareholder bears not only a proportionate share of the expenses of a Fund, but also may indirectly bear similar expenses of some of the REITs in which it invests.

## Warrants

Warrants are options to purchase common stock at a specific price (usually at a premium above the market value of the optioned common stock at issuance) valid for a specific period of time. Warrants may have a life ranging from less than one year to twenty years, or they may be perpetual. However, most warrants have expiration dates after which they are worthless. In addition, a warrant is worthless if the market price of the common stock does not exceed the warrant’s exercise price during the life of the warrant. Warrants have no voting rights, pay no dividends, and have no rights with respect to the assets of the corporation issuing them. The percentage increase or decrease in the market price of the warrant may tend to be greater than the percentage increase or decrease in the market price of the optioned common stock.

## Depository Receipts

Sponsored and unsponsored American Depositary Receipts (“ADRs”), are receipts issued by an American bank or trust company evidencing ownership of underlying securities issued by a foreign issuer. ADRs, in registered form, are designed for use in U.S. securities markets. Unsponsored ADRs may be created without the participation of the foreign issuer. Holders of these ADRs generally bear all the costs of the ADR facility, whereas foreign issuers typically bear certain costs in a sponsored ADR. The bank or trust company depository of an unsponsored ADR may be under no obligation to distribute shareholder communications received from the foreign issuer or to pass through voting rights. Many of the risks described below regarding foreign securities apply to investments in ADRs.

### Emerging Markets Securities

Investing in emerging market securities imposes risks different from, or greater than, risks of investing in foreign developed countries. These risks include: smaller market capitalization of securities markets, which may suffer periods of relative illiquidity; significant price volatility; restrictions on foreign investment; possible repatriation of investment income and capital. In addition, foreign investors may be required to register the proceeds of sales; future economic or political crises could lead to price controls, forced mergers, expropriation or confiscatory taxation, seizure, nationalization, or creation of government monopolies. The currencies of emerging market countries may experience significant declines against the U.S. dollar, and devaluation may occur subsequent to investments in these currencies by a Fund. Inflation and rapid fluctuations in inflation rates have had, and may continue to have, negative effects on the economies and securities markets of certain emerging market countries.

Additional risks of emerging markets securities may include: greater social, economic and political uncertainty and instability; more substantial governmental involvement in the economy; less governmental supervision and regulation; unavailability of currency hedging techniques; companies that are newly organized and small; differences in auditing and financial reporting standards, which may result in unavailability of material information about issuers; and less developed legal systems. In addition, emerging securities markets may have different clearance and settlement procedures, which may be unable to keep pace with the volume of securities transactions or otherwise make it difficult to engage in such transactions. Settlement problems may cause a Fund to miss attractive investment opportunities, hold a portion of its assets in cash pending investment, or be delayed in disposing of a portfolio security. Such a delay could result in possible liability to a purchaser of the security.

### Certificates of Deposit and Bankers' Acceptances

Certificates of deposit are receipts issued by a depository institution in exchange for the deposit of funds. The issuer agrees to pay the amount deposited plus interest to the bearer of the receipt on the date specified on the certificate. The certificate usually can be traded in the secondary market prior to maturity. Bankers' acceptances typically arise from short-term credit arrangements designed to enable businesses to obtain funds to finance commercial transactions. Generally, an acceptance is a time draft drawn on a bank by an exporter or an importer to obtain a stated amount of funds to pay for specific merchandise. The draft is then "accepted" by a bank that, in effect, unconditionally guarantees to pay the face value of the instrument on its maturity date. The acceptance may then be held by the accepting bank as an earning asset or it may be sold in the secondary market at the going rate of discount for a specific maturity. Although maturities for acceptances can be as long as 270 days, most acceptances have maturities of six months or less.

### Commercial Paper

Commercial paper consists of short-term (usually from 1 to 270 days) unsecured promissory notes issued by corporations in order to finance their current operations. It may be secured by letters of credit, a surety bond or other forms of collateral. Commercial paper is usually repaid at maturity by the issuer from the proceeds of the issuance of new commercial paper. As a result, investment in commercial paper is subject to the risk the issuer cannot issue enough new commercial paper to satisfy its outstanding commercial paper, also known as rollover risk. Commercial paper may become illiquid or may suffer from reduced liquidity in certain circumstances. Like all fixed income securities, commercial paper prices are susceptible to fluctuations in interest rates. If interest rates rise, commercial paper prices will decline. The short-term nature of a commercial paper investment makes it less susceptible to interest rate risk than many other fixed income securities because interest rate risk typically increases as maturity lengths increase. Commercial paper tends to yield smaller returns than longer-term corporate debt because securities with shorter maturities typically have lower effective yields than those with longer maturities. As with all fixed income securities, there is a chance that the issuer will default on its commercial paper obligation.

### Information on Time Deposits and Variable Rate Notes

Time deposits are issued by a depository institution in exchange for the deposit of funds. The issuer agrees to pay the amount deposited plus interest to the depositor on the date specified with respect to the deposit. Time deposits do not trade in the secondary market prior to maturity. However, some time deposits may be redeemable prior to maturity and may be subject to withdrawal penalties.

The commercial paper obligations are typically unsecured and may include variable rate notes. The nature and terms of a variable rate note (i.e., a “Master Note”) permit a Fund to invest fluctuating amounts at varying rates of interest pursuant to a direct arrangement between a Fund and the issuer. It permits daily changes in the amounts invested. A Fund, typically, has the right at any time to increase, up to the full amount stated in the note agreement, or to decrease the amount outstanding under the note. The issuer may prepay at any time and without penalty any part of or the full amount of the note. The note may or may not be backed by one or more bank letters of credit. Because these notes are direct investment arrangements between a Fund and the issuer, it is not generally contemplated that they will be traded; moreover, there is currently no secondary market for them. Except as specifically provided in the Prospectus, there is no limitation on the type of issuer from whom these notes may be purchased; however, in connection with such purchase and on an ongoing basis, the Adviser will consider the earning power, cash flow and other liquidity ratios of the issuer, and its ability to pay principal and interest on demand, including a situation in which all holders of such notes made demand simultaneously. Variable rate notes are subject to a Fund’s investment restriction on illiquid securities unless such notes can be put back to the issuer (redeemed) on demand within seven days.

### Insured Bank Obligations

The Federal Deposit Insurance Corporation (“FDIC”) insures the deposits of federally insured banks and savings and loan associations (collectively referred to as “banks”) up to \$250,000. A Fund may elect to purchase bank obligations in small amounts so as to be fully insured as to principal by the FDIC. Currently, to remain fully insured as to principal, these investments must be limited to \$250,000 per bank; if the principal amount and accrued interest together exceed \$250,000, the excess principal and accrued interest will not be insured. Insured bank obligations may have limited marketability.

### Closed-End Investment Companies

A Fund may invest its assets in closed-end investment companies (or “closed-end funds”), subject to the investment restrictions set forth above. Shares of closed-end funds are typically offered to the public in a one-time initial public offering by a group of underwriters who retain a spread or underwriting commission of between 4% or 6% of the initial public offering price. Such securities are then listed for trading on the NYSE Arca, Inc. the National Association of Securities Dealers Automated Quotation System (commonly known as “NASDAQ”) or, in some cases, may be traded in other over-the-counter markets. Because the shares of closed-end funds cannot be redeemed upon demand to the issuer like the shares of an open-end investment company (such as a Fund), investors seek to buy and sell shares of closed-end funds in the secondary market.

A Fund generally will purchase shares of closed-end funds only in the secondary market. A Fund will incur normal brokerage costs on such purchases similar to the expenses a Fund would incur for the purchase of securities of any other type of issuer in the secondary market. A Fund may, however, also purchase securities of a closed-end fund in an initial public offering when, in the opinion of the Adviser, based on a consideration of the nature of the closed-end fund’s proposed investments, the prevailing market conditions and the level of demand for such securities, they represent an attractive opportunity for growth of capital. The initial offering price typically will include a dealer spread, which may be higher than the applicable brokerage cost if a Fund purchased such securities in the secondary market.



The shares of many closed-end funds, after their initial public offering, frequently trade at a price per share, which is less than the net asset value per share, the difference representing the “market discount” of such shares. This market discount may be due in part to the investment objective of long-term appreciation, which is sought by many closed-end funds, as well as to the fact that the shares of closed-end funds are not redeemable by the holder upon demand to the issuer at the next determined net asset value but rather are subject to the principles of supply and demand in the secondary market. A relative lack of secondary market purchasers of closed-end fund shares also may contribute to such shares trading at a discount to their net asset value.

A Fund may invest in shares of closed-end funds that are trading at a discount to net asset value or at a premium to NAV. There can be no assurance that the market discount on shares of any closed-end fund purchased by a Fund will ever decrease. In fact, it is possible that this market discount may increase and a Fund may suffer realized or unrealized capital losses due to further decline in the market price of the securities of such closed-end funds, thereby adversely affecting the net asset value of a Fund’s shares. Similarly, there can be no assurance that any shares of a closed-end fund purchased by a Fund at a premium will continue to trade at a premium or that the premium will not decrease subsequent to a purchase of such shares by a Fund.

Closed-end funds may issue senior securities (including preferred stock and debt obligations) for the purpose of leveraging the closed-end fund’s common shares in an attempt to enhance the current return to such closed-end fund’s common shareholders. A Fund’s investment in the common shares of closed-end funds that are financially leveraged may create an opportunity for greater total return on its investment, but at the same time may be expected to exhibit more volatility in market price and net asset value than an investment in shares of investment companies without a leveraged capital structure.

#### United States Government Obligations

These consist of various types of marketable securities issued by the United States Treasury, i.e., bills, notes and bonds. Such securities are direct obligations of the United States government and differ mainly in the length of their maturity. Treasury bills, the most frequently issued marketable government security, have a maturity of up to one year and are issued on a discount basis.

#### Debt Issued by United States Government Agencies

These consist of debt securities issued by agencies and instrumentalities of the United States government, including the various types of instruments currently outstanding or which may be offered in the future. Agencies include, among others, the Federal Housing Administration, Government National Mortgage Association (“Ginnie Mae”), Farmer’s Home Administration, Export-Import Bank of the United States, Maritime Administration, and General Services Administration. Instrumentalities include, for example, each of the Federal Home Loan Banks, the National Bank for Cooperatives, the Federal Home Loan Mortgage Corporation (“Freddie Mac”), the Farm Credit Banks, the Federal National Mortgage Association (“Fannie Mae”), and the United States Postal Service. These securities are either: (i) backed by the full faith and credit of the United States government (e.g., United States Treasury Bills); (ii) guaranteed by the United States Treasury (e.g., Ginnie Mae mortgage-backed securities); (iii) supported by the issuing agency’s or instrumentality’s right to borrow from the United States Treasury (e.g., Fannie Mae Discount Notes); or (iv) supported only by the issuing agency’s or instrumentality’s own credit (e.g., Tennessee Valley Association).

Government-related guarantors (i.e. not backed by the full faith and credit of the United States Government) include Fannie Mae and Freddie Mac. Fannie Mae is a government-sponsored corporation owned entirely by private stockholders. It is subject to general regulation by the Secretary of Housing and Urban Development. Fannie Mae purchases conventional (i.e., not insured or guaranteed by any government agency) residential mortgages from a list of approved seller/servicers which include state and federally chartered savings and loan associations, mutual savings banks, commercial banks and credit unions and mortgage bankers. Pass-through securities issued by Fannie Mae are guaranteed as to timely payment of principal and interest by Fannie Mae but are not backed by the full faith and credit of the United States Government.

Freddie Mac was created by Congress in 1970 for the purpose of increasing the availability of mortgage credit for residential housing. It is a government-sponsored corporation formerly owned by the twelve Federal Home Loan Banks and now owned entirely by private stockholders. Freddie Mac issues participation certificates (“PCs”), which represent interests in conventional mortgages from Freddie Mac’s national portfolio. Freddie Mac guarantees the timely payment of interest and ultimate collection of principal, but PCs are not backed by the full faith and credit of the United States Government. Commercial banks, savings and loan institutions, private mortgage insurance companies, mortgage bankers and other secondary market issuers also create pass-through pools of conventional residential mortgage loans. Such issuers may, in addition, be the originators and/or servicers of the underlying mortgage loans as well as the guarantors of the mortgage-related securities. Pools created by such nongovernmental issuers generally offer a higher rate of interest than government and government-related pools because there are no direct or indirect government or agency guarantees of payments in the former pools. However, timely payment of interest and principal of these pools may be supported by various forms of insurance or guarantees, including individual loan, title, pool and hazard insurance and letters of credit. The insurance and guarantees are issued by governmental entities, private insurers and the mortgage poolers.

### Securities Options

A Fund may purchase and write (*i.e.*, sell) put and call options. Such options may relate to particular securities or stock indices, and may or may not be listed on a domestic or foreign securities exchange and may or may not be issued by the Options Clearing Corporation. Options trading is a highly specialized activity that entails greater than ordinary investment risk. Options may be more volatile than the underlying instruments, and therefore, on a percentage basis, an investment in options may be subject to greater fluctuation than an investment in the underlying instruments themselves.

A call option for a particular security gives the purchaser of the option the right to buy, and the writer (seller) the obligation to sell, the underlying security at the stated exercise price at any time prior to the expiration of the option, regardless of the market price of the security. The premium paid to the writer is in consideration for undertaking the obligation under the option contract. A put option for a particular security gives the purchaser the right to sell the security at the stated exercise price at any time prior to the expiration date of the option, regardless of the market price of the security.

Stock index options are put options and call options on various stock indices. In most respects, they are identical to listed options on common stocks. The primary difference between stock options and index options occurs when index options are exercised. In the case of stock options, the underlying security, common stock, is delivered. However, upon the exercise of an index option, settlement does not occur by delivery of the securities comprising the index. The option holder who exercises the index option receives an amount of cash if the closing level of the stock index upon which the option is based is greater than, in the case of a call, or less than, in the case of a put, the exercise price of the option. This amount of cash is equal to the difference between the closing price of the stock index and the exercise price of the option expressed in dollars times a specified multiple. A stock index fluctuates with changes in the market value of the stocks included in the index. For example, some stock index options are based on a broad market index, such as the Standard & Poor’s 500® Index or the Value Line Composite Index or a narrower market index, such as the Standard & Poor’s 100®. Indices may also be based on an industry or market segment, such as the NYSE Arca Oil and Gas Index or the Computer and Business Equipment Index. Options on stock indices are currently traded on the Chicago Board Options Exchange, the New York Stock Exchange and the NASDAQ PHLX.

A Fund’s obligation to sell an instrument subject to a call option written by it, or to purchase an instrument subject to a put option written by it, may be terminated prior to the expiration date of the option by a Fund’s execution of a closing purchase transaction, which is effected by purchasing on an exchange an option of the same series (*i.e.*, same underlying instrument, exercise price and expiration date) as the option previously written. A closing purchase transaction will ordinarily be effected to realize a profit on an outstanding option, to prevent an underlying instrument from being called, to permit the sale of the underlying instrument or to permit the writing of a new option containing different terms on such underlying instrument. The cost of such a liquidation purchase plus transactions costs may be greater than the premium received upon the original option, in which event a Fund will have paid a loss in the transaction. There is no assurance that a liquid secondary market will exist for any particular option. An option writer unable to effect a closing purchase transaction will not be able to sell the underlying instrument or liquidate the assets held in a segregated account, as described below, until the option expires or the optioned instrument is delivered upon exercise. In such circumstances, the writer will be subject to the risk of market decline or appreciation in the instrument during such period.

If an option purchased by a Fund expires unexercised, a Fund realizes a loss equal to the premium paid. If a Fund enters into a closing sale transaction on an option purchased by it, a Fund will realize a gain if the premium received by a Fund on the closing transaction is more than the premium paid to purchase the option, or a loss if it is less. If an option written by a Fund expires on the stipulated expiration date or if a Fund enters into a closing purchase transaction, it will realize a gain (or loss if the cost of a closing purchase transaction exceeds the net premium received when the option is sold). If an option written by a Fund is exercised, the proceeds of the sale will be increased by the net premium originally received and a Fund will realize a gain or loss.

#### Certain Risks Regarding Options

There are several risks associated with transactions in options. For example, there are significant differences between the securities and options markets that could result in an imperfect correlation between these markets, causing a given transaction not to achieve its objectives. In addition, a liquid secondary market for particular options, whether traded over-the-counter or on an exchange, may be absent for reasons which include the following: there may be insufficient trading interest in certain options; restrictions may be imposed by an exchange on opening transactions or closing transactions or both; trading halts, suspensions or other restrictions may be imposed with respect to particular classes or series of options or underlying securities or currencies; unusual or unforeseen circumstances may interrupt normal operations on an exchange; the facilities of an exchange or the Options Clearing Corporation may not at all times be adequate to handle current trading value; or one or more exchanges could, for economic or other reasons, decide or be compelled at some future date to discontinue the trading of options (or a particular class or series of options), in which event the secondary market on that exchange (or in that class or series of options) would cease to exist, although outstanding options that had been issued by the Options Clearing Corporation as a result of trades on that exchange would continue to be exercisable in accordance with their terms.

Successful use by a Fund of options on stock indices will be subject to the ability of the Adviser to correctly predict movements in the directions of the stock market. This requires different skills and techniques than predicting changes in the prices of individual securities. In addition, a Fund's ability to effectively hedge all or a portion of the securities in its portfolio, in anticipation of or during a market decline, through transactions in put options on stock indices, depends on the degree to which price movements in the underlying index correlate with the price movements of the securities held by a Fund. In as much as a Fund's securities will not duplicate the components of an index, the correlation will not be perfect. Consequently, a Fund bears the risk that the prices of its securities being hedged will not move in the same amount as the prices of its put options on the stock indices. It is also possible that there may be a negative correlation between the index and a Fund's securities that would result in a loss on both such securities and the options on stock indices acquired by a Fund.

The hours of trading for options may not conform to the hours during which the underlying securities are traded. To the extent that the options markets close before the markets for the underlying securities, significant price and rate movements can take place in the underlying markets that cannot be reflected in the options markets. The purchase of options is a highly specialized activity that involves investment techniques and risks different from those associated with ordinary portfolio securities transactions. The purchase of stock index options involves the risk that the premium and transaction costs paid by a Fund in purchasing an option will be lost as a result of unanticipated movements in prices of the securities comprising the stock index on which the option is based.

There is no assurance that a liquid secondary market on an options exchange will exist for any particular option, or at any particular time, and for some options no secondary market on an exchange or elsewhere may exist. If a Fund is unable to close out a call option on securities that it has written before the option is exercised, a Fund may be required to purchase the optioned securities in order to satisfy its obligation under the option to deliver such securities. If a Fund is unable to effect a closing sale transaction with respect to options on securities that it has purchased, it would have to exercise the option in order to realize any profit and would incur transaction costs upon the purchase and sale of the underlying securities.

### Cover for Options Positions

Transactions using options (other than options that a Fund has purchased) expose a Fund to an obligation to another party. A Fund will not enter into any such transactions unless it owns either (i) an offsetting (“covered”) position in securities or other options or (ii) cash or liquid securities with a value sufficient at all times to cover its potential obligations not covered as provided in (i) above. A Fund will comply with SEC guidelines regarding cover for these instruments and, if the guidelines so require, set aside cash or liquid securities in a segregated account with a Fund’ custodian in the prescribed amount. Under current SEC guidelines, a Fund will segregate assets to cover transactions in which a Fund writes or sells options.

Assets used as cover or held in a segregated account cannot be sold while the position in the corresponding option is open, unless they are replaced with similar assets. As a result, the commitment of a large portion of a Fund’s assets to cover or segregated accounts could impede portfolio management or a Fund’s ability to meet redemption requests or other current obligations.

### Options on Futures Contracts

A Fund may purchase and sell options on the same types of futures in which it may invest. Options on futures are similar to options on underlying instruments except that options on futures give the purchaser the right, in return for the premium paid, to assume a position in a futures contract (a long position if the option is a call and a short position if the option is a put), rather than to purchase or sell the futures contract, at a specified exercise price at any time during the period of the option. Upon exercise of the option, the delivery of the futures position by the writer of the option to the holder of the option will be accompanied by the delivery of the accumulated balance in the writer’s futures margin account which represents the amount by which the market price of the futures contract, at exercise, exceeds (in the case of a call) or is less than (in the case of a put) the exercise price of the option on the futures contract. Purchasers of options who fail to exercise their options prior to the exercise date suffer a loss of the premium paid.

### Dealer and Exchange-Traded Options

A Fund may engage in transactions involving dealer options as well as exchange-traded options. Certain additional risks are specific to dealer options. While a Fund might look to a clearing corporation to exercise exchange-traded options, if a Fund were to purchase a dealer option it would need to rely on the dealer from which it purchased the option to perform if the option were exercised. Failure by the dealer to do so would result in the loss of the premium paid by a Fund as well as loss of the expected benefit of the transaction.

Exchange traded options generally have a continuous liquid market while dealer options may not. Consequently, a Fund may generally be able to realize the value of a dealer option it has purchased only by exercising or reselling the option to the dealer who issued it. Similarly, when a Fund writes a dealer option, it may generally be able to close out the option prior to its expiration only by entering into a closing purchase transaction with the dealer to whom a Fund originally wrote the option. While a Fund will seek to enter into dealer options only with dealers who will agree to and which are expected to be capable of entering into closing transactions with a Fund, there can be no assurance that a Fund will at any time be able to liquidate a dealer option at a favorable price at any time prior to expiration. Unless a Fund, as a covered dealer call option writer, is able to effect a closing purchase transaction, it will not be able to liquidate securities (or other assets) used as cover until the option expires or is exercised. In the event of insolvency of the other party, a Fund may be unable to liquidate a dealer option. With respect to options written by a Fund, the inability to enter into a closing transaction may result in material losses to a Fund. For example, because a Fund must maintain a secured position with respect to any call option on a security it writes, a Fund may not sell the assets, which it has segregated to secure the position while it is obligated under the option. This requirement may impair a Fund’s ability to sell portfolio securities at a time when such sale might be advantageous.

The Staff of the SEC has taken the position that purchased dealer options are illiquid securities. A Fund may treat the cover used for written dealer options as liquid if the dealer agrees that a Fund may repurchase the dealer option it has written for a maximum price to be calculated by a predetermined formula. In such cases, the dealer option would be considered illiquid only to the extent the maximum purchase price under the formula exceeds the intrinsic value of the option. Accordingly, a Fund will treat dealer options as subject to a Fund's limitation on illiquid securities. If the SEC changes its position on the liquidity of dealer options, a Fund will change its treatment of such instruments accordingly.

#### Spread Transactions

A Fund may purchase covered spread options from securities dealers. These covered spread options are not presently exchange-listed or exchange-traded. The purchase of a spread option gives a Fund the right to put securities that it owns at a fixed dollar spread or fixed yield spread in relationship to another security that a Fund does not own, but which is used as a benchmark. The risk to a Fund, in addition to the risks of dealer options described above, is the cost of the premium paid as well as any transaction costs. The purchase of spread options will be used to protect a Fund against adverse changes in prevailing credit quality spreads, *i.e.*, the yield spread between high quality and lower quality securities. This protection is provided only during the life of the spread options.

#### Repurchase Agreements

A Fund may enter into repurchase agreements. In a repurchase agreement, an investor (such as a Fund) purchases a security (known as the "underlying security") from a securities dealer or bank. Any such dealer or bank must be deemed creditworthy by the Adviser. At that time, the bank or securities dealer agrees to repurchase the underlying security at a mutually agreed upon price on a designated future date. The repurchase price may be higher than the purchase price, the difference being income to a Fund, or the purchase and repurchase prices may be the same, with interest at an agreed upon rate due to a Fund on repurchase. In either case, the income to a Fund generally will be unrelated to the interest rate on the underlying securities. Repurchase agreements must be "fully collateralized," in that the market value of the underlying securities (including accrued interest) must at all times be equal to or greater than the repurchase price. Therefore, a repurchase agreement can be considered a loan collateralized by the underlying securities.

Repurchase agreements are generally for a short period of time, often less than a week, and will generally be used by a Fund to invest excess cash or as part of a temporary defensive strategy. Repurchase agreements that do not provide for payment within seven days will be treated as illiquid securities. In the event of a bankruptcy or other default by the seller of a repurchase agreement, a Fund could experience both delays in liquidating the underlying security and losses. These losses could result from: (a) possible decline in the value of the underlying security while a Fund is seeking to enforce its rights under the repurchase agreement; (b) possible reduced levels of income or lack of access to income during this period; and (c) expenses of enforcing its rights.

#### Trading in Futures Contracts

A futures contract provides for the future sale by one party and purchase by another party of a specified amount of a specific financial instrument (e.g., units of a stock index) for a specified price, date, time and place designated at the time the contract is made. Brokerage fees are paid when a futures contract is bought or sold and margin deposits must be maintained. Entering into a contract to buy is commonly referred to as buying or purchasing a contract or holding a long position. Entering into a contract to sell is commonly referred to as selling a contract or holding a short position.

Unlike when a Fund purchases or sells a security, no price would be paid or received by a Fund upon the purchase or sale of a futures contract. Upon entering into a futures contract, and to maintain a Fund's open positions in futures contracts, a Fund would be required to deposit with its custodian or futures broker in a segregated account in the name of the futures broker an amount of cash, U.S. government securities, suitable money market instruments, or other liquid securities, known as "initial margin." The margin required for a particular futures contract is set by the exchange on which the contract is traded, and may be significantly modified from time to time by the exchange during the term of the contract. Futures contracts are customarily purchased and sold on margins that may range upward from less than 5% of the value of the contract being traded.

If the price of an open futures contract changes (by increase in underlying instrument or index in the case of a sale or by decrease in the case of a purchase) so that the loss on the futures contract reaches a point at which the margin on deposit does not satisfy margin requirements, the broker will require an increase in the margin. However, if the value of a position increases because of favorable price changes in the futures contract so that the margin deposit exceeds the required margin, the broker will pay the excess to a Fund.

These subsequent payments, called “variation margin,” to and from the futures broker, are made on a daily basis as the price of the underlying assets fluctuate making the long and short positions in the futures contract more or less valuable, a process known as “marking to the market.” A Fund expects to earn interest income on margin deposits.

Although certain futures contracts, by their terms, require actual future delivery of and payment for the underlying instruments, in practice most futures contracts are usually closed out before the delivery date. Closing out an open futures contract purchase or sale is effected by entering into an offsetting futures contract sale or purchase, respectively, for the same aggregate amount of the identical underlying instrument or index and the same delivery date. If the offsetting purchase price is less than the original sale price, a Fund realizes a gain; if it is more, a Fund realizes a loss. Conversely, if the offsetting sale price is more than the original purchase price, a Fund realizes a gain; if it is less, a Fund realizes a loss. The transaction costs must also be included in these calculations. There can be no assurance, however, that a Fund will be able to enter into an offsetting transaction with respect to a particular futures contract at a particular time. If a Fund is not able to enter into an offsetting transaction, a Fund will continue to be required to maintain the margin deposits on the futures contract.

For example, one contract in the Financial Times Stock Exchange 100 Index future is a contract to buy 25 pounds sterling multiplied by the level of the UK Financial Times 100 Share Index on a given future date. Settlement of a stock index futures contract may or may not be in the underlying instrument or index. If not in the underlying instrument or index, then settlement will be made in cash, equivalent over time to the difference between the contract price and the actual price of the underlying asset at the time the stock index futures contract expires.

#### *Regulation as a Commodity Pool Operator*

The Adviser is registered with the National Futures Association as a commodity pool operator under the Commodity Exchange Act, as amended, and the rules of the Commodity Futures Trading Commission promulgated thereunder, with respect to the Funds’ operation. The Adviser, on behalf of the Funds, has filed with the National Futures Association, a notice claiming an exemption from the definition of the term “commodity pool operator” in accordance with Rule 4.5 under the Commodity Exchange Act (“CEA”), as amended, and the rules of the Commodity Futures Trading Commission promulgated thereunder, with respect to the Funds’ operations. Accordingly, the Funds are not subject, nor will they be subject, to registration or regulation as a commodity pool operator under the CEA.

#### When-Issued, Forward Commitments and Delayed Settlements

A Fund may purchase and sell securities on a when-issued, forward commitment or delayed settlement basis. In this event, the Custodian (as defined under the section entitled “Custodian”) will segregate liquid assets equal to the amount of the commitment in a separate account. Normally, the Custodian will set aside portfolio securities to satisfy a purchase commitment. In such a case, a Fund may be required subsequently to segregate additional assets in order to assure that the value of the account remains equal to the amount of a Fund’s commitment. It may be expected that a Fund’s net assets will fluctuate to a greater degree when it sets aside portfolio securities to cover such purchase commitments than when it sets aside cash.

The Funds do not intend to engage in these transactions for speculative purposes but only in furtherance of their investment objectives. Because a Fund will segregate liquid assets to satisfy purchase commitments in the manner described, a Fund’s liquidity and the ability of the Adviser to manage them may be affected in the event a Fund’s forward commitments, commitments to purchase when-issued securities and delayed settlements ever exceeded 15% of the value of its net assets.

A Fund will purchase securities on a when-issued, forward commitment or delayed settlement basis only with the intention of completing the transaction. If deemed advisable as a matter of investment strategy, however, a Fund may dispose of or renegotiate a commitment after it is entered into, and may sell securities it has committed to purchase before those securities are delivered to a Fund on the settlement date. In these cases a Fund may realize a taxable capital gain or loss. When a Fund engages in when-issued, forward commitment and delayed settlement transactions, it relies on the other party to consummate the trade. Failure of such party to do so may result in a Fund incurring a loss or missing an opportunity to obtain a price credited to be advantageous.

The market value of the securities underlying a when-issued purchase, forward commitment to purchase securities, or a delayed settlement and any subsequent fluctuations in their market value is taken into account when determining the market value of a Fund starting on the day a Fund agrees to purchase the securities. A Fund does not earn interest on the securities it has committed to purchase until it has paid for and delivered on the settlement date.

#### Illiquid and Restricted Securities

A Fund may invest up to 15% of its net assets in illiquid securities. Illiquid securities include securities subject to contractual or legal restrictions on resale (e.g., because they have not been registered under the Securities Act of 1933, as amended (the “Securities Act”)) and securities that are otherwise not readily marketable (e.g., because trading in the security is suspended or because market makers do not exist or will not entertain bids or offers). Securities that have not been registered under the Securities Act are referred to as private placements or restricted securities and are purchased directly from the issuer or in the secondary market. Foreign securities that are freely tradable in their principal markets are not considered to be illiquid.

Restricted and other illiquid securities may be subject to the potential for delays on resale and uncertainty in valuation. A Fund might be unable to dispose of illiquid securities promptly or at reasonable prices and might thereby experience difficulty in satisfying redemption requests from shareholders. A Fund might have to register restricted securities in order to dispose of them, resulting in additional expense and delay. Adverse market conditions could impede such a public offering of securities.

A large institutional market exists for certain securities that are not registered under the Securities Act, including foreign securities. The fact that there are contractual or legal restrictions on resale to the general public or to certain institutions may not be indicative of the liquidity of such investments. Rule 144A under the Securities Act allows such a broader institutional trading market for securities otherwise subject to restrictions on resale to the general public. Rule 144A establishes a “safe harbor” from the registration requirements of the Securities Act for resale of certain securities to qualified institutional buyers. Rule 144A has produced enhanced liquidity for many restricted securities, and market liquidity for such securities may continue to expand as a result of this regulation and the consequent existence of the PORTAL system, which is an automated system for the trading, clearance and settlement of unregistered securities of domestic and foreign issuers sponsored by NASDAQ.

Under guidelines adopted by the Board, the Adviser may determine that particular Rule 144A securities, and commercial paper issued in reliance on the private placement exemption from registration afforded by Section 4(a)(2) of the Securities Act, are liquid even though they are not registered. A determination of whether such a security is liquid or not is a question of fact. In making this determination, the Adviser will consider, as it deems appropriate under the circumstances and among other factors: (1) the frequency of trades and quotes for the security; (2) the number of dealers willing to purchase or sell the security; (3) the number of other potential purchasers of the security; (4) dealer undertakings to make a market in the security; (5) the nature of the security (e.g., debt or equity, date of maturity, terms of dividend or interest payments, and other material terms) and the nature of the marketplace trades (e.g., the time needed to dispose of the security, the method of soliciting offers, and the mechanics of transfer); and (6) the rating of the security and the financial condition and prospects of the issuer. In the case of commercial paper, the Adviser will also determine that the paper (1) is not traded flat or in default as to principal and interest, and (2) is rated in one of the two highest rating categories by at least two Nationally Recognized Statistical Rating Organizations (“NRSROs”) or, if only one NRSRO rates the security, by that NRSRO, or, if the security is unrated, the Adviser determines that it is of equivalent quality.

Rule 144A securities and Section 4(a)(2) commercial paper that have been deemed liquid as described above will continue to be monitored by the Adviser to determine if the security is no longer liquid as the result of changed conditions. Investing in Rule 144A securities or Section 4(a)(2) commercial paper could have the effect of increasing the amount of a Fund's assets invested in illiquid securities if institutional buyers are unwilling to purchase such securities.

#### Lending Portfolio Securities

For the purpose of achieving income, a Fund may lend its portfolio securities, provided (1) the loan is secured continuously by collateral consisting of U.S. Government securities or cash or cash equivalents (cash, U.S. Government securities, negotiable certificates of deposit, bankers' acceptances or letters of credit) maintained on a daily mark-to-market basis in an amount at least equal to the current market value of the securities loaned, (2) a Fund may at any time call the loan and obtain the return of securities loaned, (3) a Fund will receive any interest or dividends received on the loaned securities, and (4) the aggregate value of the securities loaned will not at any time exceed one-third of the total assets of a Fund.

#### **INVESTMENT RESTRICTIONS**

---

Each Fund has adopted the following investment restrictions that may not be changed without approval by a "majority of the outstanding shares" of a Fund, which, as used in this SAI, means the vote of the lesser of (a) 67% or more of the shares of a Fund represented at a meeting, if the holders of more than 50% of the outstanding shares of a Fund are present or represented by proxy, or (b) more than 50% of the outstanding shares of a Fund. Each Fund may not:

1. Issue senior securities, except as otherwise permitted under the 1940 Act, and the rules and regulations promulgated thereunder;
2. Borrow money, except (a) from a bank, provided that immediately after such borrowing there is an asset coverage of 300% for all borrowings of a Fund; or (b) from a bank or other persons for temporary purposes only, provided that such temporary borrowings are in an amount not exceeding 5% of a Fund's total assets at the time when the borrowing is made. This limitation does not preclude a Fund from entering into reverse repurchase transactions, provided that a Fund has an asset coverage of 300% for all borrowings and repurchase commitments of a Fund pursuant to reverse repurchase transactions;
3. Engage in the business of underwriting securities issued by others, except to the extent that the Fund may be considered an underwriter within the meaning of the Securities Act, in the disposition of restricted securities or in connection with its investments in other investment companies;
4. Purchase or sell real estate or interests in real estate. This limitation is not applicable to investments in marketable securities that are secured by or represent interests in real estate. This limitation does not preclude a Fund from investing in mortgage-related securities or investing in companies engaged in the real estate business or that have a significant portion of their assets in real estate (including REITs);
5. Invest more than 25% of the market value of its assets in the securities of companies engaged in any one industry or group of industries, with the exception of the Simplify Health Care ETF. This limitation does not apply to investment in the securities of the U.S. Government, its agencies or instrumentalities. The Simplify Health Care ETF will invest 25% or more of the value of its total assets in the securities of issuers in health care and equipment services and pharmaceuticals, biotechnology, and life sciences related industries. These groups of industries include: health care equipment & supplies, health care providers & services, health care technology, biotechnology, pharmaceuticals, and life sciences tools & services. For purposes of determining industry concentration, if the Simplify Health Care ETF invests in unaffiliated underlying investment companies, the Simplify Health Care ETF will consider the concentration of the underlying investment companies for purposes of determining compliance with its own concentration policy.



6. Purchase or sell commodities (unless acquired as a result of ownership of securities or other investments) or commodity futures contracts, except that a Fund may purchase and sell futures contracts and options to the full extent permitted under the 1940 Act, sell foreign currency contracts in accordance with any rules of the Commodity Futures Trading Commission, invest in securities or other instruments backed by commodities, and invest in companies that are engaged in a commodities business or have a significant portion of their assets in commodities; or
7. Make loans to others, except that a Fund may, in accordance with its investment objective and policies, (i) lend portfolio securities, (ii) purchase and hold debt securities or other debt instruments, including but not limited to loan participations and sub-participations, assignments, and structured securities, (iii) make loans secured by mortgages on real property, (iv) enter into repurchase agreements, (v) enter into transactions where each loan is represented by a note executed by the borrower, and (vi) make time deposits with financial institutions and invest in instruments issued by financial institutions. For purposes of this limitation, the term “loans” shall not include the purchase of a portion of an issue of publicly distributed bonds, debentures or other securities.

If a restriction on a Fund’s investments is adhered to at the time an investment is made, a subsequent change in the percentage of Fund assets invested in certain securities or other instruments of a Fund’s investment portfolio, resulting from changes in the value of a Fund’s total assets, will not be considered a violation of the restriction; provided, however, that the asset coverage requirement applicable to borrowings shall be maintained in the manner contemplated by applicable law.

With respect to fundamental investment restriction #2 above, if a Fund’s asset coverage falls below 300%, a Fund will reduce borrowing within 3 days in order to ensure that a Fund has 300% asset coverage.

### **Non Fundamental Policies**

Each Fund’s policy, under normal circumstances, to invest at least 80% of its net assets (plus any borrowings for investment purposes is described below):

- Simplify US Equity PLUS Convexity ETF, Simplify US Equity PLUS Downside Convexity ETF, and Simplify US Equity PLUS Upside Convexity ETF in equity securities of U.S. companies.
- Simplify Nasdaq 100 PLUS Convexity ETF and Simplify Nasdaq 100 PLUS Downside Convexity ETF equity securities of companies listed on the NASDAQ®-100 Index.
- Simplify U.S. Equity PLUS GBTC ETF in equity securities of U.S. companies and the Grayscale Bitcoin Trust.
- Simplify Health Care ETF in securities of U.S. health care companies. The Fund defines health care companies as companies included in the Global Industry Classification Standard health care sector.
- Simplify Emerging Markets Equity PLUS Downside Convexity ETF in equity securities issued by, or tied economically to, companies in emerging markets.
- Simplify US Small Cap PLUS Downside Convexity ETF in equity securities of U.S. small capitalization companies.
- Simplify Developed Ex-US PLUS Downside Convexity ETF in equity securities of companies listed on the MSCI EAFE Index.
- Simplify Hedged Equity ETF in equity securities.
- Simplify High Yield PLUS Credit Hedge ETF in high yield securities.
- Simplify Aggregate Bond PLUS Credit Hedge ETF in Investment Grade Bonds.

These policies are non-fundamental, and may be changed by the Board without shareholder approval. Shareholders will be provided with at least sixty days’ written notice of such change.

## **POLICIES AND PROCEDURES FOR DISCLOSURE OF PORTFOLIO HOLDINGS**

The Trust has adopted a policy regarding the disclosure of information about each Fund's portfolio holdings. The Funds and their service providers may not receive compensation or any other consideration (which includes any agreement to maintain assets in a Fund or in other investment companies or accounts managed by the Adviser or any affiliated person of the Adviser) in connection with the disclosure of portfolio holdings information of the Funds. The Trust's policy is implemented and overseen by the Chief Compliance Officer of the Trust, subject to the oversight of the Board. Periodic reports regarding these procedures will be provided to the Board. The Trust, the Adviser and the Distributor (as defined below) will not disseminate non-public information concerning the Trust. The Board must approve all material amendments to this policy.

Each business day, the Funds' portfolio holdings information will generally be provided for dissemination through the facilities of the National Securities Clearing Corporation ("NSCC") and/or other fee-based subscription services to NSCC members and/or subscribers to those other fee-based subscription services, including Authorized Participants (as defined below), and to entities that publish and/or analyze such information in connection with the process of purchasing or redeeming Creation Units or trading shares of the Funds in the secondary market. This information typically reflects a Fund's anticipated holdings as of the next Business Day (as defined below).

Access to information concerning each Fund's portfolio holdings may be permitted to personnel of third party service providers, including the Funds' custodian, transfer agent, auditors and counsel, as may be necessary to conduct business in the ordinary course in a manner consistent with such service providers' agreements with the Trust on behalf of the Funds.

Portfolio holdings information made available in connection with the creation/redemption process may be provided to other entities that provide services to a Fund in the ordinary course of business after it has been disseminated to the NSCC. From time to time, information concerning portfolio holdings other than portfolio holdings information made available in connection with the creation/redemption process, as discussed above, may be provided to other entities that provide services to a Fund, including rating or ranking organizations, in the ordinary course of business, no earlier than one business day following the date of the information.

The Funds disclose on the Adviser's website at [www.simplify.us/etfs](http://www.simplify.us/etfs) at the start of each Business Day the identities and quantities of the securities and other assets held by the Funds that will form the basis of each Fund's calculation of its NAV on that Business Day. The portfolio holdings so disclosed will be based on information as of the close of business on the prior Business Day and/or trades that have been completed prior to the opening of business on that Business Day and that are expected to settle on that Business Day. The Funds may also concurrently disclose this portfolio holdings information directly to ratings agencies on a daily basis.

*Quarterly Portfolio Schedule.* The Trust is required to disclose the complete schedule of each Fund's portfolio holdings with the SEC on Form N-PORT. The Trust will also disclose a complete schedule of each Fund's portfolio holdings with the SEC on Form N-CSR after its second and fourth quarters.

Form N-PORT and Form N-CSR for the Funds are available on the SEC's website at [www.sec.gov](http://www.sec.gov). Each Fund's Form N-PORT and Form N-CSR is available without charge, upon request, by calling 1 (855) 772-8488 or by writing to: Simplify Exchange Traded Funds 222 Broadway, 22nd Floor, New York NY 10038.

## Other Service Providers

**Adviser and Futures Adviser.** Personnel of the Adviser and Futures Adviser, including personnel responsible for managing each Fund's portfolio, may have full daily access to Fund portfolio holdings since that information is necessary in order for the Adviser to provide its management, administrative, and investment services to the Funds. As required for purposes of analyzing the impact of existing and future market changes on the prices, availability, as demand and liquidity of such securities, as well as for the assistance of portfolio managers in the trading of such securities, Adviser and Futures Adviser personnel may also release and discuss certain portfolio holdings with various broker-dealers.

**Bank of New York Mellon.** Bank of New York Mellon is the fund accountant, administrator, transfer agent and custodian for the Funds; therefore, its personnel have full daily access to each Fund's portfolio holdings since that information is necessary in order for them to provide the agreed-upon services for the Trust.

**Cohen & Company, Ltd.** Cohen & Company, Ltd. is each Fund's independent registered public accounting firm; therefore, its personnel have access to each Fund's portfolio holdings in connection with auditing of each Fund's annual financial statements and providing assistance and consultation in connection with SEC filings.

**Thompson Hine LLP.** Thompson Hine LLP is counsel to the Funds; therefore, its personnel have access to each Fund's portfolio holdings in connection with review of each Fund's annual and semi-annual shareholder reports and SEC filings.

## Additions to List of Approved Recipients

The Trust's Chief Compliance Officer is the person responsible, and whose prior approval is required, for any disclosure of the Funds' portfolio securities at any time or to any persons other than those described above. In such cases, the recipient must have a legitimate business need for the information and must be subject to a duty to keep the information confidential. There are no ongoing arrangements in place with respect to the disclosure of portfolio holdings. In no event shall the Funds, the Adviser, or any other party receive any direct or indirect compensation in connection with the disclosure of information about the Funds' portfolio holdings.

## Compliance with Portfolio Holdings Disclosure Procedures

The Trust's Chief Compliance Officer will report periodically to the Board with respect to compliance with the Funds' portfolio holdings disclosure procedures, and from time to time will provide the Board any updates to the portfolio holdings disclosure policies and procedures.

There is no assurance that the Trust's policies on disclosure of portfolio holdings will protect the Funds from the potential misuse of holdings information by individuals or firms in possession of that information.

## MANAGEMENT

The business of the Trust is managed under the direction of the Board in accordance with the Agreement and Declaration of Trust and the Trust's By-laws (the "Governing Documents"), which have been filed with the SEC and are available upon request. The Board consists of four (4) individuals, three of whom are not "interested persons" (as defined under the 1940 Act) of the Trust or any investment adviser to any series of the Trust ("Independent Trustees"). Pursuant to the Governing Documents, the Trustees shall elect officers including a President, a Secretary, a Treasurer, a Principal Executive Officer and a Principal Accounting Officer. The Board retains the power to conduct, operate and carry on the business of the Trust and has the power to incur and pay any expenses, which, in the opinion of the Board, are necessary or incidental to carry out any of the Trust's purposes. The Board, officers, employees and agents of the Trust, when acting in such capacities, shall not be subject to any personal liability except for his or her own bad faith, willful misfeasance, gross negligence or reckless disregard of his or her duties.

## Board Leadership Structure

The Trust is led by Paul Kim, who has served as the Chairman of the Board since June 2020. The Board is comprised of 3 independent Trustees. Under certain 1940 Act governance guidelines that apply to the Trust, the Independent Trustees will meet in executive session, at least quarterly. Under the Governing Documents, the Chairman of the Board is responsible for (a) presiding at board meetings, (b) calling special meetings on an as-needed basis, (c) executing and administering of Trust policies including (i) setting the agendas for board meetings and (ii) providing information to board members in advance of each board meeting and between board meetings. The Trust believes that its Chairman, the independent chair of the Audit Committee, and, as an entity, the full Board, provide effective leadership that is in the best interests of the Trust, its funds and each shareholder.

## Board Risk Oversight

The Board has a standing independent Audit Committee. The Board is responsible for overseeing risk management, and the full Board regularly engages in discussions of risk management and receives compliance reports that inform its oversight of risk management from its Chief Compliance Officer at quarterly meetings and on an ad hoc basis, when and if necessary. The Audit Committee considers financial and reporting risk within its area of responsibilities. Generally, the Board believes that its oversight of material risks is adequately maintained through the compliance-reporting chain where the Chief Compliance Officer is the primary recipient and communicator of such risk-related information.

## Trustee Qualifications

Generally, the Trust believes that each Trustee is competent to serve because of their individual overall merits including: (i) experience, (ii) qualifications, (iii) attributes and (iv) skills.

**Christopher Caltagirone** worked for a major service provider to investment managers and mutual funds for more than 9 years, including as a portfolio manager for fixed income securities. His expertise in fixed income securities and portfolio trading enables Mr. Caltagirone to bring a unique perspective to service provider oversight for the Trust.

**Craig Enders** has over 21 years of experience as a professor at two major universities. Mr. Enders study of multiple imputation and maximum likelihood and Bayesian estimation with incomplete data enables him to provide oversight for the Trust.

**Paul Kim** has worked as a senior director and vice president in ETF strategy and product management for over ten-years. His expertise in developing ETF strategies and actively managed ETFs provides him unique insight on the formation and regulatory oversight of ETFs.

**Zung Nguyen** has more than 21 years' experience in the investment management industry and has extensive investment adviser experience. During the course of his career, Mr. Zung has served as a senior managing director and executive wealth advisor for large advisory firm. Mr. Zung has excellent communications skills, as well as an ability to work effectively with others. Mr. Zung brings a diversity of viewpoint, background and experience to the Board.

The Trust does not believe any one factor is determinative in assessing a Trustee's qualifications, but that the collective experience of each Trustee makes them each highly qualified.

The following is a list of the Trustees and executive officers of the Trust and each person's principal occupation over the last five years. The business address of each Trustee and Officer is Simplify Exchange Traded Funds 222 Broadway, 22nd Floor, New York, NY 10038. All correspondence to the Trustees and Officers should be directed to c/o Simplify Exchange Traded Funds 222 Broadway, 22nd Floor, New York, NY 10038.

***Independent Trustees***

<b>Name and Year of Birth</b>	<b>Position/Term of Office*</b>	<b>Principal Occupation During the Past Five Years</b>	<b>Number of Funds in Fund Complex** Overseen by Trustee</b>	<b>Other Directorships held by Trustee during the Past Five Years</b>
Christopher Caltagirone Year of Birth: 1971	Independent Trustee	Deputy Sheriff, Ravalli County Sheriff's Department (2019 to Present); Unemployed (2015 to 2019); Portfolio Manager, PIMCO (2006 to 2015).	23	None
Craig Enders Year of Birth: 1968	Independent Trustee	Professor, University of California Los Angeles (2015 to Present).	23	None
Zung Nguyen Year of Birth: 1955	Independent Trustee	Founder, ZTN Capital Consulting, LLC (2015 to Present).	23	None

\* The term of office for each Trustee and officer listed above will continue indefinitely until the individual resigns or is removed.

***Interested Trustee and Officers***

<b>Name and Year of Birth</b>	<b>Position/Term of Office*</b>	<b>Principal Occupation During the Past Five Years</b>	<b>Number of Funds in Fund Complex** Overseen by Trustee</b>	<b>Other Directorships held by Trustee during the Past Five Years</b>
Paul Kim Year of Birth: 1977	Trustee, President and Treasurer since 2020	Co-Founder, Simplify Asset Management, Inc. (February 2020 to Present); Managing Director, Principal Global Advisors (2015 to 2020).	23	None
David Berns Year of Birth: 1978	Secretary since 2020	Co-Founder, Simplify Asset Management, Inc. (February 2020 to Present); CEO, Portfolio Designer, LLC (2019 to Present); Managing Director, Nasdaq (2018 to 2019); CEO, DMB Trading, LLC (2015 to 2018).	N/A	N/A
James Nash Year of Birth: 1981	Chief Compliance Officer since 2020	Director, Foreside Financial Group, LLC (2016 to Present); Regulatory Administration Advisor, JP Morgan Chase & Co. (2014 to 2016).	N/A	N/A

\* The term of office for each Trustee and officer listed above will continue indefinitely until the individual resigns or is removed.

\*\* The term "Fund Complex" applies only to the operational series of the Trust.

## **Board Committees**

### **Audit Committee**

The Board has an Audit Committee that consists of all the Independent Trustees. The Audit Committee's responsibilities include: (i) recommending to the Board the selection, retention or termination of the Trust's independent auditors; (ii) reviewing with the independent auditors the scope, performance and anticipated cost of their audit; (iii) discussing with the independent auditors certain matters relating to the Trust's financial statements, including any adjustment to such financial statements recommended by such independent auditors, or any other results of any audit; (iv) reviewing on a periodic basis a formal written statement from the independent auditors with respect to their independence, discussing with the independent auditors any relationships or services disclosed in the statement that may impact the objectivity and independence of the Trust's independent auditors and recommending that the Board take appropriate action in response thereto to satisfy itself of the auditor's independence; and (v) considering the comments of the independent auditors and management's responses thereto with respect to the quality and adequacy of the Trust's accounting and financial reporting policies and practices and internal controls. The Audit Committee operates pursuant to an Audit Committee Charter. Christopher Caltagirone serves as the Chairman of the Audit Committee. The Audit Committee is also responsible for reviewing and setting Independent Trustee compensation from time to time when considered necessary or appropriate. During the most recent fiscal year, the Audit Committee met four times.

### **Nominating and Corporate Governance Committee**

The Board has a Nominating and Governance Corporate Committee that consists of all the Independent Trustees. The Committee's responsibilities (which may also be conducted by the Board) include: (i) recommend persons to be nominated or re-nominated as Trustees in accordance with the Independent Trustee's Statement of Policy on Criteria for Selecting Independent Trustees; (ii) review the Fund's officers, and conduct Chief Compliance Officer searches, as needed, and provide consultation regarding other CCO matters, as requested; (iii) reviewing trustee qualifications, performance, and compensation; (iv) review periodically with the Board the size and composition of the Board as a whole; (v) annually evaluate the operations of the Board and its Committees and assist the Board in conducting its annual self-evaluation; (vi) make recommendations on the requirements for, and means of, Board orientation and training; (vii) periodically review the Board's corporate governance policies and practices and recommend, as it deems appropriate, any changes to the Board; (ix) considering any corporate governance issues that arise from time to time, and to develop appropriate recommendations for the Board; and (x) supervising counsel for the independent Trustees. The Nominating and Corporate Governance Committee generally will not consider shareholder nominees. Zung Nguyen serves as the Chairman of the Committee. The Nominating and Governance Corporate Committee operates pursuant to a Nominating and Governance Committee Charter. During the most recent fiscal year, the Nominating and Corporate Governance Committee met two times.

### **Compensation**

Each Independent Trustee receives a yearly fee of \$100,000 paid by the Trust within 10 days of the commencement of each calendar quarter for his service as a Trustee of the Board and for serving in his respective capacity as Chair of the Audit Committee, Nomination and Corporate Governance Committee and Contract Review Committee, as well as reimbursement for any reasonable expenses incurred for attending regularly scheduled Board and Committee meetings.

None of the executive officers or interested Trustees receive compensation from the Trust.

The table below details the amount of compensation the Trustees received from the Funds for the fiscal year ended June 30, 2022. Each Independent Trustee is expected to attend all quarterly meetings during the period. The Trust does not have a bonus, profit sharing, pension or retirement plan.

Name and Position	Aggregate Fiscal Year Compensation from the Funds	Pension or Retirement Benefits Accrued as Part of Funds Expenses	Annual Benefits Upon Retirement	Total Compensation From Trust and Fund Complex* Paid to Trustees
Craig Enders	\$95,000	\$0	\$0	\$95,000
Christopher Caltagirone	\$95,000	\$0	\$0	\$95,000
Zung Nguyen	\$95,000	\$0	\$0	\$95,000

\* There are currently numerous series comprising the Trust. The term “Fund Complex” refers only to the operational series of the Trust.

### Management and Trustee Ownership

As of December 31, 2021, the Trustees and officers, as a group, owned the following shares of a Fund or any of the Fund Complex’s outstanding shares.

Board Member Name	Owned in Funds	Aggregate Dollar Range of Shares Owned in Trust
Interested Board Member		
Paul Kim		Over \$100,000
Simplify US Equity PLUS Convexity ETF	\$1 - \$10,000	
Simplify US Equity PLUS Downside Convexity ETF	\$1 - \$10,000	
Simplify US Equity PLUS Upside Convexity ETF	\$1 - \$10,000	
Simplify Nasdaq 100 PLUS Convexity ETF	\$1 - \$10,000	
Simplify Nasdaq 100 PLUS Downside Convexity ETF	\$1 - \$10,000	
Simplify Interest Rate Hedge ETF	\$1 - \$10,000	
Simplify Volatility Premium ETF	\$1 - \$10,000	
Simplify U.S. Equity PLUS GBTC ETF	\$1 - \$10,000	
Simplify Intermediate Term Treasury Futures Strategy ETF Treasury ETF	\$1 - \$10,000	
Simplify Tail Risk Strategy ETF	\$1 - \$10,000	
Simplify Health Care ETF	\$1 - \$10,000	
Simplify Developed Ex-US PLUS Downside Convexity ETF	\$1 - \$10,000	
Simplify Emerging Markets Equity PLUS Downside Convexity ETF	\$1 - \$10,000	
Simplify US Small Cap PLUS Downside Convexity ETF	\$1 - \$10,000	
Simplify Hedged Equity ETF	\$1 - \$10,000	
Simplify Aggregate Bond PLUS Credit Hedge ETF	\$1 - \$10,000	
Simplify High Yield PLUS Credit Hedge ETF	\$1 - \$10,000	
Simplify Macro Strategy ETF	\$1 - \$10,000	

Independent Board Members

Christopher Caltagirone	None	None
Craig Enders	None	None
Zung Nguyen		Over \$100,000
Simplify US Equity PLUS Downside Convexity ETF	\$50,001 - \$100,000	
Simplify US Equity PLUS Convexity ETF	\$10,001 - \$50,000	
Simplify Health Care ETF	\$10,001 - \$50,000	
Simplify Interest Rate Hedge ETF	\$1 - \$10,000	



## **DIVIDENDS AND DISTRIBUTIONS**

---

The following information supplements and should be read in conjunction with the section in the Prospectus entitled “Dividends, Other Distributions, and Taxes.”

### **General Policies**

The Funds expect to declare and distribute all of its net investment income, if any, to shareholders as dividends at least semi-annually. Each of Simplify Aggregate Bond PLUS Credit Hedge ETF, Simplify High Yield PLUS Credit Hedge ETF, Simplify Macro Strategy ETF, and Simplify Managed Futures Strategy ETF expects to declare and distribute all of its net investment income, if any, to shareholders as dividends at least monthly. Each Fund may distribute such income dividends and capital gains more frequently, if necessary, in order to reduce or eliminate federal excise or income taxes on a Fund.

### **Dividend Distributions**

Dividends and other distributions on Shares are distributed, as described below, on a pro rata basis to Beneficial Owners of such Shares. Dividend payments are made through DTC Participants and Indirect Participants to Beneficial Owners then of record with proceeds received from the Trust.

### **Dividend Reinvestment Service**

The Trust will not make the DTC book-entry dividend reinvestment service available for use by Beneficial Owners for reinvestment of their cash proceeds, but certain individual broker-dealers may make available the DTC book-entry Dividend Reinvestment Service for use by Beneficial Owners of a Fund through DTC Participants for reinvestment of their dividend distributions. Investors should contact their brokers to ascertain the availability and description of these services. Beneficial Owners should be aware that each broker may require investors to adhere to specific procedures and timetables in order to participate in the dividend reinvestment service and investors should ascertain from their brokers such necessary details. If this service is available and used, dividend distributions of both income and realized gains will be automatically reinvested in additional whole Shares issued by the Trust of the same Fund at NAV per Share. Distributions reinvested in additional Shares of a Fund will nevertheless be taxable to Beneficial Owners acquiring such additional Shares to the same extent as if such distributions had been received in cash.

## **CONTROL PERSONS AND PRINCIPAL HOLDERS**

---

A principal shareholder is any person who owns (either of record or beneficially) 5% or more of the outstanding shares of a fund. A control person is one who owns, either directly or indirectly more than 25% of the voting securities of a company or acknowledges the existence of control. A control person is one who owns beneficially or through controlled companies more than 25% of the voting securities of a company or acknowledged the existence of control. As of September 30, 2022, no person owns of record or beneficially 5% or more of the outstanding shares of a Fund.

The following persons or “groups” (as that term is used in Section 13(d) of the Securities Exchange Act of 1934, as amended (the “1934 Act”)) are Depository Trust Company (“DTC”) members reflecting ownership of 5% or more of the Funds’ outstanding shares as of September 30, 2022.

Name and Address	Percentage of Each Fund
<p>Simplify US Equity PLUS Convexity ETF</p> <p>Envestnet Asset Management Inc. 35 E Wacker Drive, Suite 2400 Chicago, IL 60601</p> <p>Financial Enhancement Group LLC 2704 Enterprise Drive Anderson, IN 46013</p> <p>Kathmere Capital Management LLC 1000 Continental Drive, Suite 430 King of Prussia, PA 19406</p> <p>SunTrust Banks Inc. 303 Peachtree Street, Northeast Atlanta, GA 30308</p> <p>Tradition Wealth Management LLC 7601 France Avenue South, Suite 100 Edina, MN 55435</p>	<p>7.49%</p> <p>21.90%</p> <p>10.42%</p> <p>7.15%</p> <p>24.20%</p>
<p>Simplify US Equity PLUS Downside Convexity ETF</p> <p>Cambridge Investment Research Advisors 1776 Pleasant Plain Road Fairfield, IA 52556</p> <p>Financial Enhancement Group LLC 2704 Enterprise Drive Anderson, IN 46013</p> <p>Kathmere Capital Management LLC 1000 Continental Drive, Suite 430 King of Prussia, PA 19406</p>	<p>6.20%</p> <p>14.81%</p> <p>5.52%</p>
<p>Simplify US Equity PLUS Upside Convexity ETF</p> <p>Prospera Financial Services, Inc. 5329 LBJ Freeway, Suite 750 Dallas, TX 75240</p>	<p>17.81%</p>

<p>Simplify Nasdaq 100 PLUS Convexity ETF</p> <p>Envestnet Asset Management Inc. 35 E Wacker Drive, Suite 2400 Chicago, IL 60601</p> <p>Old Mission Capital LLC 1 North Dearborn Street, Floor 8 Chicago, IL 60602</p> <p>SunTrust Banks Inc. 303 Peachtree Street, Northeast Atlanta, GA 30308</p> <p>Toroso Investments LLC 115 West 29<sup>th</sup> Street, 8<sup>th</sup> floor New York, NY 10001</p>	<p>9.94%</p> <p>8.88%</p> <p>9.94%</p> <p>6.24%</p>
<p>Simplify Nasdaq 100 PLUS Downside Convexity ETF</p> <p>AE Wealth Management LLC 2950 SW McClure Road Topeka, KS 66614</p> <p>Atlas Financial Advisors, Inc. 2126 5<sup>th</sup> Avenue Oroville, CA 95965</p> <p>Mach-1 Financial Group Inc. 408 N. Walton Blvd, #5047 Bentonville, AR 72712</p> <p>Old Mission Capital LLC 1 North Dearborn Street, Floor 8 Chicago, IL 60602</p>	<p>5.43%</p> <p>55.86%</p> <p>5.43%</p> <p>5.12%</p>
<p>Simplify Interest Rate Hedge ETF</p> <p>Jane Street Group LLC 250 Vesey Street New York, NY 10281</p>	<p>10.84%</p>
<p>Simplify Volatility Premium ETF</p> <p>Simplify Asset Management Inc. 222 Broadway, Floor 22 New York, NY 10038</p>	<p>26.56%</p>

Simplify U.S. Equity PLUS GBTC ETF	
Ovata Capital Management Ltd. 7/F 218 Electric Road North Point, Hong Kong	87.91%
Simplify Intermediate Term Treasury Futures Strategy ETF Treasury ETF	
Simplify Asset Management Inc. 222 Broadway, Floor 22 New York, NY 10038	46.42%
WJ Interests LLC 2333 Town Center Drive, #100 Sugar Land, TX 77478	12.65%
Simplify Tail Risk Strategy ETF	
Envestnet Asset Management Inc. 35 E Wacker Drive, Suite 2400 Chicago, IL 60601	13.20%
High Tower Advisors LLC 200 West Madison Street, Floor 25 Chicago, IL 60606	22.88%
Integrated Wealth Concepts LLC 200 Fifth Avenue, Suite 4 01 0 Waltham, MA 02451	6.70%
WJ Interests LLC 2333 Town Center Drive, #100 Sugar Land, TX 77478	7.72%
Simplify Developed Ex-US PLUS Downside Convexity ETF	
High Tower Advisors LLC 200 West Madison Street, Floor 25 Chicago, IL 60606	53.14%
Kathmere Capital Management LLC 1000 Continental Drive, Suite 430 King of Prussia, PA 19406	6.91%
Simplify Emerging Markets Equity PLUS Downside Convexity ETF	
High Tower Advisors LLC 200 West Madison Street, Floor 25 Chicago, IL 60606	10.68%
Wolverine Trading LLC 175 West Jackson Blvd. Suite 200 Chicago, IL 60606	6.50%

<p>Simplify US Small Cap PLUS Downside Convexity ETF</p> <p>Ausdal Financial Partners Inc. 5187 Utica Ridge Road Davenport, IA 52807</p> <p>Wolverine Trading LLC 175 West Jackson Blvd. Suite 200 Chicago, IL 60606</p>	<p>27.97%</p> <p>11.12%</p>
<p>Simplify Hedged Equity ETF</p> <p>Envestnet Asset Management Inc. 35 E Wacker Drive, Suite 2400 Chicago, IL 60601</p> <p>High Tower Advisors LLC 200 West Madison Street, Floor 25 Chicago, IL 60606</p> <p>Ovata Capital Management Ltd. 7/F 218 Electric Road North Point, Hong Kong</p> <p>Smith Moore &amp; Co. 7777 Bonhomme Avenue, #2400 St. Louis, MO 63105</p>	<p>5.27%</p> <p>15.70%</p> <p>11.94%</p> <p>6.84%</p>
<p>Simplify Aggregate Bond PLUS Credit Hedge ETF</p> <p>Wolverine Trading LLC 175 West Jackson Blvd. Suite 200 Chicago, IL 60604</p>	<p>34.07%</p>
<p>Simplify High Yield PLUS Credit Hedge ETF</p> <p>Simplify Asset Management Inc. 222 Broadway, Floor 22 New York, NY 10038</p>	<p>54.79%</p>
<p>Simplify Macro Strategy ETF</p> <p>Cambridge Investment Research 1776 Pleasant Plain Road Fairfield, IA 52556</p> <p>Wealthsource Partners LLC 735 Tank Farm Road, Suite 240 San Luis Obispo, CA 93401</p>	<p>14.84%</p> <p>11.73%</p>

The DTC or its nominee is the record owner of all outstanding shares and is recognized as the owner of all shares for all purposes. Investors owning shares are beneficial owners as shown on the records of DTC or its participants.

## INVESTMENT ADVISER

---

### *Investment Adviser and Advisory Agreement*

Simplify Asset Management Inc., located at 222 Broadway, 22nd Floor, New York, NY 10038, serves as the Funds' investment adviser pursuant to an investment advisory agreement between the Trust and the Adviser (the "Management Agreement"). The Adviser is registered with the SEC as an investment adviser under the Investment Advisers Act of 1940, as amended.

Subject to the oversight of the Board, the Adviser provides or causes to be furnished all supervisory and other services reasonably necessary for the operation of the Funds, including overseeing audit, portfolio accounting, legal, transfer agency, custody, printing costs, certain administrative services (provided pursuant to a separate administration agreement), certain distribution services (provided pursuant to a separate distribution agreement), certain shareholder and distribution-related services (provided pursuant to a separate Rule 12b-1 Plan and related agreements) and investment management and investment advisory services (provided pursuant to the Management Agreement) under what is essentially an all-in fee structure. The Funds bear other expenses which are not covered under the Management Agreement that may vary and will affect the total level of expenses paid by a Fund, such as taxes and governmental fees, brokerage fees, commissions and other transaction expenses, costs of borrowing money, including interest expenses, certain custody expenses and extraordinary expenses (such as litigation and indemnification expenses).

The Funds pays the Adviser a unitary fee ("Management Fee") under the Management Agreement in return for providing investment management, investment advisory and supervisory services and for being obligated to pay certain Fund expenses discussed above. The Adviser is paid a monthly Management Fee at an annual rate of 0.50% of the average daily net assets of the Funds, and 0.25% and 0.75% of the average daily net assets of the Simplify Intermediate Term Treasury Futures Strategy ETF and Simplify Tail Risk Strategy ETF respectively. The Adviser is paid a monthly Management Fee at an annual rate of 0.50% and 0.75% of the average daily net assets of the Simplify High Yield PLUS Credit Hedge ETF and Simplify Aggregate Bond PLUS Credit Hedge ETF and Simplify Macro Strategy ETF and Simplify Managed Futures Strategy ETF, respectively. Under a unitary fee structure, the Adviser is responsible for paying substantially all the expenses of the Funds, excluding payments under the Funds' 12b-1 plan (if any), interest expenses, taxes, acquired fund fees and expenses, brokerage fees, costs of holding shareholder meetings, litigation, indemnification and extraordinary expenses.

Fund	Advisory Fees Accrued for the Period Ended June 30,		Advisory Fees Waived for the Period Ended June 30,		Net Advisory Fees Paid for the Period Ended June 30,	
	2022	2021	2022	2021	2022	2021
Simplify US Equity PLUS Convexity ETF	\$481,357	\$268,175*	\$240,785	\$134,087*	\$240,572	\$134,088*
Simplify US Equity PLUS Downside Convexity ETF	\$1,970,976	\$329,971*	\$985,654	\$164,985*	\$985,322	\$164,986*
Simplify US Equity PLUS Upside Convexity ETF	\$67,214	\$23,785*	\$33,708	\$11,894*	\$33,506	\$11,891*
Simplify Nasdaq 100 PLUS Convexity ETF	\$44,937	\$7,569**	\$22,537	\$3,785**	\$22,400	\$3,784**
Simplify Nasdaq 100 PLUS Downside Convexity ETF	\$67,087	\$6,715**	\$33,616	\$3,357**	\$33,471	\$3,358*
Simplify Interest Rate Hedge ETF	\$765,805	\$31,637***	\$0	\$0***	\$765,805	\$31,637***
Simplify Volatility Premium ETF	\$362,901	\$5,801***	\$0	\$0***	\$362,901	\$5,801***
Simplify U.S. Equity PLUS GBTC ETF	\$544,818	\$33,384***	\$0	\$0***	\$544,818	\$33,384***
Simplify Intermediate Term Treasury Futures Strategy ETF	\$62,013	N/A	\$24,822	N/A	\$37,191	N/A
Simplify Tail Risk Strategy ETF	\$315,019	N/A	\$245,126	N/A	\$69,983	N/A
Simplify Health Care ETF	\$105,128	N/A	\$0	N/A	\$105,128	N/A
Simplify Developed Ex-US PLUS Downside Convexity ETF	\$64,491	N/A	\$32,273	N/A	\$32,218	N/A
Simplify Emerging Markets Equity PLUS Downside Convexity ETF	\$13,688	N/A	\$6,864	N/A	\$6,824	N/A
Simplify US Small Cap PLUS Downside Convexity ETF	\$7,330	N/A	\$3,682	N/A	\$3,648	N/A
Simplify Hedged Equity ETF	\$70,040	N/A	\$0	N/A	\$70,040	N/A
Simplify Aggregate Bond PLUS Credit Hedge ETF	\$2,235	N/A	\$1,118	N/A	\$1,117	N/A
Simplify High Yield PLUS Credit Hedge ETF	\$42,405	N/A	\$21,199	N/A	\$21,206	N/A
Simplify Macro Strategy ETF	\$3,485	N/A	\$1,415	N/A	\$2,070	N/A
Simplify Managed Futures Strategy ETF	\$28,573	N/A	\$0	N/A	\$28,573	N/A
Simplify Gold Strategy ETF	N/A	N/A	N/A	N/A	N/A	N/A

\* For the period September 4, 2020 (commencement of operations) through June 30, 2021.

\*\* For the period December 10, 2020 (commencement of operations) through June 30, 2021.

\*\*\* For the period May 11, 2021 (commencement of operations) through June 30, 2021.

The Adviser has contractually agreed to waive its management fees and/or pay or absorb the Funds' expenses, in order to limit the amount of "Specified Expenses" borne by each Fund below. "Specified Expenses" means all ordinary operating expenses of the Fund, except for interest expenses, taxes, brokerage expenses, Rule 12b-1 fees (if any), acquired fund fees and expenses, and expenses incidental to a meeting of a Fund's shareholders. The fee waiver is subject to recoupment if such recoupment can be achieved within the lesser of the foregoing expense limits or those in place at the time of recapture. Any waived fees may only be recouped within three years from the date when the amount was waived or reimbursed. This agreement may be terminated only by the Board on 60 days' written notice to the Adviser.

<b>Fund</b>	<b>Expense Limit (of Fund's average daily net asset)</b>	<b>Expiration</b>
Simplify US Equity PLUS Convexity ETF	0.25%	10-31-23
Simplify US Equity PLUS Downside Convexity ETF	0.25%	10-31-23
Simplify US Equity PLUS Upside Convexity ETF	0.25%	10-31-23
Simplify Small Cap PLUS Downside Convexity ETF	0.25%	10-31-23
Simplify Nasdaq-100 PLUS Convexity ETF	0.25%	10-31-23
Simplify Nasdaq-100 PLUS Downside Convexity ETF	0.25%	10-31-23
Simplify Developed Ex-US PLUS Downside Convexity ETF	0.25%	10-31-23
Simplify Emerging Markets Equity PLUS Downside Convexity ETF	0.25%	10-31-23
Simplify Intermediate Term Treasury Futures Strategy ETF	0.15%	10-31-23
Simplify Tail Risk Strategy ETF	0.50%	10-31-23
Simplify Aggregate Bond PLUS Credit Hedge ETF	0.25%	10-31-23
Simplify High Yield PLUS Credit Hedge ETF	0.25%	10-31-23
Simplify Macro Strategy ETF	0.50%	10-31-23

The Management Agreement is in effect for two (2) years initially and shall continue from year to year provided such continuance is approved at least annually by (a) a vote of the majority of the Independent Trustees, cast in person at a meeting specifically called for the purpose of voting on such approval and by (b) the majority vote of either all of the Trustees or the vote of a majority of the outstanding shares of the Funds. The Management Agreement may be terminated without penalty on 60 days written notice by a vote of a majority of the Trustees or by the Adviser, or by holders of a majority of each Fund's outstanding shares (with respect to that Fund). The Management Agreement shall terminate automatically in the event of its assignment.

The Management Agreement was approved by the Board, including by a majority of the Independent Trustees, at a meeting held on November 5, 2021. A discussion regarding the basis for the Board's approval of the Management Agreement with respect to the Funds, is available in the Funds' annual report to shareholders dated June 30, 2022.

With respect to the Simplify Health Care ETF, the Adviser and the Foundation have entered into a license arrangement whereby the Foundation has agreed to allow the Adviser to use its name and logo in exchange for a donation of the annual net profit earned by the Adviser from advising the Fund provided that the donated amount will not be less than \$100,000. The license agreement may be terminated upon thirty days written notice by either party or for cause. "Net profits" is determined by subtracting expenses incurred by the Adviser in managing the Fund from the total revenue received by the Adviser under its advisory contract with the Fund. The Adviser and the Foundation are not affiliated.



The Trust's Agreement and Declaration of Trust (the "Declaration") provides that by virtue of becoming a shareholder of the Trust, each shareholder is bound by the provisions of the Declaration. The Declaration provides a detailed process for the bringing of derivative actions by shareholders for claims other than federal securities law claims. Prior to bringing a derivative action, a written demand by the complaining shareholder must first be made on the Trustees. The Declaration details conditions that must be met with respect to the demand. Following receipt of the demand, the Trustees must be afforded a reasonable amount of time to investigate and consider the demand. If the demand is rejected, the complaining shareholder must reimburse the Fund. The foregoing summary of the derivatives claims process is qualified in its entirety by the Declaration, which is incorporated herein by reference.

#### **Futures Adviser and Advisory Agreement**

The Adviser has engaged Altis Partners (Jersey) Limited a futures advisory firm founded in 2005, to act as the futures advisor to the Simplify Managed Futures Strategy ETF under an advisory agreement ("Advisory Agreement") with the Adviser. Altis also provides services to private funds. Altis has been registered with the CFTC as a "commodity pool operator" and as a "commodity trading advisor" since 2005. The Adviser and the Trustees have chosen to engage Altis' services as futures adviser to the Fund in part because of Altis' prior expertise and performance in advising other accounts similar in strategies to that of the Fund.

As compensation for the advisory services it provides to the Fund, the Adviser will pay Altis 25% of the net advisory fees earned by the Adviser from the Simplify Managed Futures Strategy ETF. The fee paid to Altis by the Adviser will be paid from the Adviser's management fee and is not an additional cost to the Fund. The Advisory Agreement is effective for an initial two-year period and continues in effect for successive twelve-month periods, provided that the Board of Trustees annually approves it for continuance. A discussion of the matters considered by the Board in connection with the approval of the sub-advisory agreement will be available in the Funds' Annual Report to Shareholders for the fiscal year ended June 30, 2022.

#### **Codes of Ethics**

The Trust and the Adviser have each adopted codes of ethics (each a "Code") under Rule 17j-1 under the 1940 Act that governs the personal securities transactions of their board members, officers and employees who may have access to current trading information of the Trust. Under the Codes, the Trustees are permitted to invest in securities that may also be purchased by the Funds.

In addition, the Trust has adopted a code of ethics (the "Trust Code"), which applies only to the Trust's executive officers to ensure that these officers promote professional conduct in the practice of corporate governance and management. The purpose behind these guidelines is to promote (i) honest and ethical conduct, including the ethical handling of actual or apparent conflicts of interest between personal and professional relationships; (ii) full, fair, accurate, timely, and understandable disclosure in reports and documents that the Trust files with, or submits to, the SEC and in other public communications made by the Funds; (iii) compliance with applicable governmental laws, rule and regulations; (iv) the prompt internal reporting of violations of the Trust Code to an appropriate person or persons identified in the Trust Code; and (v) accountability for adherence to the Trust Code.

### **Proxy Voting Policies**

The Board has adopted Proxy Voting Policies and Procedures (“Policies”) on behalf of the Trust, which delegate the responsibility for voting proxies to the Adviser or its designee, subject to the Board’s continuing oversight. The Policies require that the Adviser or its designee vote proxies received in a manner consistent with the best interests of the Funds and shareholders. The Policies also require the Adviser or its designee to present to the Board, at least annually, the Adviser’s Proxy Policies, or the proxy policies of the Adviser’s designee, and a record of each proxy voted by the Adviser or its designee on behalf of the Funds, including a report on the resolution of all proxies identified by the Adviser as involving a conflict of interest.

Where a proxy proposal raises a material conflict between the Adviser’s interests and a Fund’s interests, the Adviser will resolve the conflict by voting in accordance with the policy guidelines or at the client’s directive using the recommendation of an independent third party. If the third party’s recommendations are not received in a timely fashion, the Adviser will abstain from voting the securities held by that client’s account. A copy of the Adviser’s proxy voting policies is attached hereto as Appendix A.

*More information.* Information regarding how the Funds voted proxies relating to portfolio securities held by the Funds during the most recent 12-month period ending June 30 will be available (1) without charge, upon request, by calling the Funds at 1 (855) 772-8488; and (2) on the SEC’s website at <http://www.sec.gov>. In addition, a copy of the Funds’ proxy voting policies and procedures are also available by calling 877.658.9473 and will be sent within three business days of receipt of a request.

### **THE DISTRIBUTOR**

Foreside Financial Services, LLC (the “Distributor”), serves as the principal underwriter and national distributor for the shares of the Funds pursuant to an ETF Distribution Agreement with the Trust (the “Distribution Agreement”). The Distributor is registered as a broker-dealer under the Securities Exchange Act of 1934 and each state’s securities laws and is a member of FINRA. The offerings of the Shares are continuous and the Distributor acts as an agent for the Trust. The Distributor will deliver a Prospectus to persons purchasing Shares in Creation Units and will maintain records of both orders placed with it and confirmations of acceptance furnished by it. The Distributor has no role in determining the investments or investment policies of a Fund.

The Distribution Agreement provides that, unless sooner terminated, it will continue in effect for two years initially and thereafter shall continue from year to year, subject to annual approval by (a) the Board or a vote of a majority of the outstanding shares, and (b) by a majority of the Trustees who are not parties to the Distribution Agreement or the Trust’s distribution plan or interested persons of the Trust or of the Distributor (“Qualified Trustees”) by vote cast in person [or in reliance on the SEC order] at a meeting called for the purpose of voting on such approval.

The Distribution Agreement may at any time be terminated, without penalty by the Trust, by vote of a majority of the Qualified Trustees or by vote of a majority of the outstanding shares of the Trust on 60 days’ written notice to the other party. The Distribution Agreement will automatically terminate in the event of its assignment.

The Funds do not pay the Distributor any fees under the Distribution Agreement. However, the Adviser pays an annual fee to the Distributor plus reasonable out-of-pocket expenses incurred by Distributor in connection with activities performed for the Funds, including, without limitation, printing and distribution of prospectuses and shareholder reports, out of its own resources.

### **Rule 12b-1 Plans**

The Trust, with respect to each Fund, has adopted the Trust's Master Distribution and Shareholder Servicing Plans pursuant to Rule 12b-1 under the 1940 Act (the "Plan") for Shares pursuant to which the Funds are authorized to pay the Distributor, as compensation for Distributor's account maintenance services under the Plans. The Board has approved a distribution and shareholder servicing fee at the rate of up to 0.25% of a Fund's average daily net assets. Such fees are to be paid by the Funds monthly, or at such other intervals as the Board shall determine. Such fees shall be based upon each Fund's average daily net assets during the preceding month, and shall be calculated and accrued daily. The Funds may pay fees to the Distributor at a lesser rate, as agreed upon by the Board and the Distributor. The Plan authorizes payments to the Distributor as compensation for providing account maintenance services to Fund shareholders, including arranging for certain securities dealers or brokers, administrators and others ("Recipients") to provide these services and paying compensation for these services. The Funds will bear their own costs of distribution with respect to its shares. The Plan was adopted in order to permit the implementation of a Fund's method of distribution. No fees are currently paid by the Funds under the Plan, and there are no current plans to impose such fees. In the event such fees were to be charged, over time they would increase the cost of an investment in the Funds.

The services to be provided by Recipients may include, but are not limited to, the following: assistance in the offering and sale of Fund shares and in other aspects of the marketing of the shares to clients or prospective clients of the respective recipients; answering routine inquiries concerning the Funds; assisting in the establishment and maintenance of accounts or sub-accounts in the Funds and in processing purchase and redemption transactions; making the Funds' investment plan and shareholder services available; and providing such other information and services to investors in shares of the Funds as the Distributor or the Trust, on behalf of the Funds, may reasonably request. The distribution services shall also include any advertising and marketing services provided by or arranged by the Distributor with respect to the Funds.

The Distributor is required to provide a written report, at least quarterly to the Board, specifying in reasonable detail the amounts expended pursuant to the Plan and the purposes for which such expenditures were made. Further, the Distributor will inform the Board of any Rule 12b-1 fees to be paid by the Distributor to Recipients.

The Plan may not be amended to increase materially the amount of the Distributor's compensation to be paid by each Fund, unless such amendment is approved by the vote of a majority of the outstanding voting securities of a Fund (as defined in the 1940 Act). All material amendments must be approved by a majority of the Board and a majority of the Rule 12b-1 Trustees by votes cast in person at a meeting called for the purpose of voting on the Plans. During the term of the Plans, the selection and nomination of non-interested Trustees of the Trust will be committed to the discretion of current non-interested Trustees. The Distributor will preserve copies of the Plans, any related agreements, and all reports, for a period of not less than six years from the date of such document and for at least the first two years in an easily accessible place.

Any agreement related to a Plan will be in writing and provide that: (a) it may be terminated by the Trust or the Funds at any time upon sixty days written notice, without the payment of any penalty, by vote of a majority of the respective Rule 12b-1 Trustees, or by vote of a majority of the outstanding voting securities of the Trust or the Funds; (b) it will automatically terminate in the event of its assignment (as defined in the 1940 Act); and (c) it will continue in effect for a period of more than one year from the date of its execution or adoption only so long as such continuance is specifically approved at least annually by a majority of the Board and a majority of the Rule 12b-1 Trustees by votes cast in person at a meeting called for the purpose of voting on such agreement.

### **Securities Lending**

For the purpose of achieving income, a Fund may lend its portfolio securities, provided (1) the loan is secured continuously by collateral consisting of U.S. Government securities or cash or cash equivalents (cash, U.S. Government securities, negotiable certificates of deposit, bankers' acceptances or letters of credit) maintained on a daily mark-to-market basis in an amount at least equal to the current market value of the securities loaned, (2) a Fund may at any time call the loan and obtain the return of securities loaned, (3) a Fund will receive any interest or dividends received on the loaned securities, and (4) the aggregate value of the securities loaned will not at any time exceed one-third of the total assets of a Fund.

## **PORTFOLIO MANAGERS**

---

Paul Kim, David Berns, and Michael Green serve as the portfolio managers of the Simplify US Equity PLUS Convexity ETF, Simplify US Equity PLUS Downside Convexity ETF, Simplify US Equity PLUS Upside Convexity ETF, Simplify Nasdaq 100 PLUS Convexity ETF, Simplify Nasdaq 100 PLUS Downside Convexity ETF, Simplify U.S. Equity PLUS GBTC ETF, and Simplify Hedged Equity ETF, Simplify Aggregate Bond PLUS Credit Hedge ETF, Simplify High Yield PLUS Credit Hedge ETF and Simplify Macro Strategy ETF

Paul Kim, David Berns, Michael Green and Ken Miller serve as portfolio managers of the Simplify Managed Futures Strategy ETF.

Paul Kim, Michael Green, Shailesh Gupta, David Berns, and Harvey Bassman serve as the portfolio managers of the Simplify Interest Rate Hedge ETF, Simplify Volatility Premium ETF and Simplify Gold Strategy ETF.

Paul Kim, Shailesh Gupta, Michael Green and David Berns serve as the portfolio managers of the Simplify Tail Risk Strategy ETF.

Paul Kim, Shailesh Gupta, and David Berns serve as the portfolio managers of the Simplify Intermediate Term Treasury Futures Strategy ETF.

Paul Kim, David Berns, and Michael Taylor serve as the portfolio managers of the Simplify Health Care ETF.

Paul Kim and David Berns serve as the portfolio managers of the Simplify Developed Ex-US PLUS Downside Convexity ETF, Simplify Emerging Markets Equity PLUS Downside Convexity ETF, Simplify US Small Cap PLUS Downside Convexity ETF.

Harley Bassman is a portfolio manager for the Simplify High Yield PLUS Credit Hedge ETF and Simplify Aggregate Bond PLUS Credit Hedge ETF.

As of June 30, 2022, the portfolio managers are responsible for the portfolio management of the following types of accounts in addition to the Funds:

Paul Kim

<b>Total Other Accounts By Type</b>	<b>Total Number of Accounts by Account Type</b>	<b>Total Assets By Account Type (in millions)</b>	<b>Number of Accounts by Type Subject to a Performance Fee</b>	<b>Total Assets By Account Type Subject to a Performance Fee (in millions)</b>
Registered Investment Companies	21	\$1,355.6	0	\$0
Other Pooled Investment Vehicles	0	\$0	0	\$0
Other Accounts	0	\$0	0	\$0

David Berns

<b>Total Other Accounts By Type</b>	<b>Total Number of Accounts by Account Type</b>	<b>Total Assets By Account Type (in millions)</b>	<b>Number of Accounts by Type Subject to a Performance Fee</b>	<b>Total Assets By Account Type Subject to a Pformance Fee (in millions)</b>
Registered Investment Companies	21	\$1,355.6	0	\$0
Other Pooled Investment Vehicles	0	\$0	0	\$0
Other Accounts	0	\$0	0	\$0

Michael Green

<b>Total Other Accounts By Type</b>	<b>Total Number of Accounts by Account Type</b>	<b>Total Assets By Account Type (in millions)</b>	<b>Number of Accounts by Type Subject to a Performance Fee</b>	<b>Total Assets By Account Type Subject to a Performance Fee</b>
Registered Investment Companies	15	\$880.5	0	\$0
Other Pooled Investment Vehicles	0	\$0	0	\$0
Other Accounts	0	\$0	0	\$0

Harley Bassman

<b>Total Other Accounts By Type</b>	<b>Total Number of Accounts by Account Type</b>	<b>Total Assets By Account Type (in millions)</b>	<b>Number of Accounts by Type Subject to a Performance Fee</b>	<b>Total Assets By Account Type Subject to a Performance Fee</b>
Registered Investment Companies	3	\$333.2	0	\$0
Other Pooled Investment Vehicles	0	\$0	0	\$0
Other Accounts	0	\$0	0	\$0

Shailesh Gupta

<b>Total Other Accounts By Type</b>	<b>Total Number of Accounts by Account Type</b>	<b>Total Assets By Account Type (in millions)</b>	<b>Number of Accounts by Type Subject to a Performance Fee</b>	<b>Total Assets By Account Type Subject to a Performance Fee</b>
Registered Investment Companies	3	\$243.9	0	\$0
Other Pooled Investment Vehicles	0	\$0	0	\$0
Other Accounts	0	\$0	0	\$0

Ken Miller

<b>Total Other Accounts By Type</b>	<b>Total Number of Accounts by Account Type</b>	<b>Total Assets By Account Type (in millions)</b>	<b>Number of Accounts by Type Subject to a Performance Fee</b>	<b>Total Assets By Account Type Subject to a Performance Fee</b>
Registered Investment Companies	0	\$0	0	\$0
Other Pooled Investment Vehicles	0	\$0	0	\$0
Other Accounts	0	\$0	0	\$0

Michael Taylor

<b>Total Other Accounts By Type</b>	<b>Total Number of Accounts by Account Type</b>	<b>Total Assets By Account Type (in millions)</b>	<b>Number of Accounts by Type Subject to a Performance Fee</b>	<b>Total Assets By Account Type Subject to a Performance Fee</b>
Registered Investment Companies	1	\$33.8	0	0
Other Pooled Investment Vehicles	0	0	0	0
Other Accounts	0	0	0	0

Tad Park

<b>Total Other Accounts By Type</b>	<b>Total Number of Accounts by Account Type</b>	<b>Total Assets By Account Type (in millions)</b>	<b>Number of Accounts by Type Subject to a Performance Fee</b>	<b>Total Assets By Account Type Subject to a Performance Fee</b>
Registered Investment Companies	2	\$11.8	0	\$0
Other Pooled Investment Vehicles	0	0	0	\$0
Other Accounts	0	0	0	\$0

### **Conflicts of Interest**

As a general matter, certain conflicts of interest may arise in connection with a portfolio manager's management of a Fund's investments, on the one hand, and the investments of other accounts for which the portfolio manager is responsible, on the other. For example, it is possible that the various accounts managed could have different investment strategies that, at times, might conflict with one another to the possible detriment of a Fund. Alternatively, to the extent that the same investment opportunities might be desirable for more than one account, possible conflicts could arise in determining how to allocate them. Other potential conflicts might include conflicts created by specific portfolio manager compensation arrangements, and conflicts relating to selection of brokers or dealers to execute a Fund's portfolio trades and/or specific uses of commissions from a Fund's portfolio trades (for example, research, or "soft dollars", if any). The Adviser has adopted policies and procedures and has structured the portfolio managers' compensation in a manner reasonably designed to safeguard the Funds from being negatively affected as a result of any such potential conflicts.

### **Compensation**

Mr. Kim, Mr. Berns, Mr. Green, Mr. Bassman, Mr. Gupta, Mr. Miller, and Mr. Taylor are compensated through a salary and equity participation in the Adviser.

### **Ownership of Securities**

The following table shows the dollar range of equity securities beneficially owned by the portfolio managers in each Fund as of June 30, 2022.

	<b>Dollar Range of Equity Securities in the Fund</b>							
<b>Name of Portfolio Manager / Name of Fund</b>	<b>Paul Kim</b>	<b>David Berns</b>	<b>Michael Green</b>	<b>Harley Bassman</b>	<b>Ken Miller</b>	<b>Shailesh Gupta</b>	<b>Michael Taylor</b>	<b>Tad Park</b>
Simplify US Equity PLUS Convexity ETF	\$1 - \$10,000	None	None	N/A	N/A	N/A	N/A	N/A
Simplify US Equity PLUS Downside Convexity ETF	\$1 - \$10,000	None	None	N/A	N/A	N/A	N/A	N/A
Simplify US Equity PLUS Upside Convexity ETF	\$1 - \$10,000	None	None	N/A	N/A	N/A	N/A	N/A
Simplify Nasdaq 100 PLUS Convexity ETF	\$1 - \$10,000	None	None	N/A	N/A	N/A	N/A	N/A
Simplify Nasdaq 100 PLUS Downside Convexity ETF	\$1 - \$10,000	None	None	N/A	N/A	N/A	N/A	N/A
Simplify Interest Rate Hedge ETF	\$1 - \$10,000	None	None	over \$100,000	N/A	\$1 - \$10,000	N/A	N/A
Simplify Volatility Premium ETF	\$1 - \$10,000	None	None	None	N/A	over \$100,000	N/A	N/A

Simplify U.S. Equity PLUS GBTC ETF	\$1 - \$10,000	None	None	N/A	N/A	N/A	N/A	N/A
Simplify Intermediate Term Treasury Futures Strategy ETF	\$1 - \$10,000	None	None	N/A	N/A	None	N/A	N/A
Simplify Tail Risk Strategy ETF	\$1 - \$10,000	None	N/A	N/A	N/A	None	N/A	N/A
Simplify Health Care ETF	\$1 - \$10,000	None	N/A	N/A	N/A	over \$100,000	None	N/A
Simplify Developed Ex-US PLUS Downside Convexity ETF	\$1 - \$10,000	None	None	N/A	N/A	N/A	N/A	N/A
Simplify Emerging Markets Equity PLUS Downside Convexity ETF	\$1 - \$10,000	None	None	N/A	N/A	N/A	N/A	N/A
Simplify US Small Cap PLUS Downside Convexity ETF	\$1 - \$10,000	None	None	N/A	N/A	N/A	N/A	N/A
Simplify Hedged Equity ETF	\$1 - \$10,000	None	None	N/A	N/A	N/A	N/A	N/A
Simplify Aggregate Bond PLUS Credit Hedge ETF	\$1 - \$10,000	None	None	None	N/A	N/A	N/A	N/A
Simplify High Yield PLUS Credit Hedge ETF	\$1 - \$10,000	None	None	None	N/A	N/A	N/A	N/A
Simplify Macro Strategy ETF	\$1 - \$10,000	None	None	\$50,001 - \$100,000	N/A	N/A	N/A	N/A
Simplify Managed Futures Strategy ETF	None	None	None	None	None	N/A	N/A	N/A
Simplify Gold Strategy ETF	None	None	None	None	N/A	None	N/A	N/A

#### **ALLOCATION OF PORTFOLIO BROKERAGE**

Specific decisions to purchase or sell securities for the Funds are made by the portfolio managers who are employees of the Adviser. The Adviser is authorized by the Board to allocate the orders placed on behalf of the Funds to brokers or dealers who may, but need not, provide research or statistical material or other services to the Funds or the Adviser for the Funds' use. Such allocation is to be in such amounts and proportions as the Adviser may determine.

In selecting a broker or dealer to execute each particular transaction, the Adviser will take the following into consideration:

- the best net price available;
- the reliability, integrity and financial condition of the broker or dealer;
- the size of and difficulty in executing the order; and
- the value of the expected contribution of the broker or dealer to the investment performance of the Funds on a continuing basis.

Brokers or dealers executing a portfolio transaction on behalf of the Funds may receive a commission in excess of the amount of commission another broker or dealer would have charged for executing the transaction if the Adviser determines in good faith that such commission is reasonable in relation to the value of brokerage and research services provided to the Funds. In allocating portfolio brokerage, the Adviser may select brokers or dealers who also provide brokerage, research and other services to other accounts over which the Adviser exercises investment discretion. Some of the services received as the result of Fund transactions may primarily benefit accounts other than the Funds, while services received as the result of portfolio transactions effected on behalf of those other accounts may primarily benefit the Funds.





The following chart reflects the aggregate amount of brokerage commissions paid by the Funds for the period of commencement of operations of the Funds through June 30, 2022.

	Total Brokerage Commissions		
	2022	2021	2020
Simplify US Equity PLUS Convexity ETF	\$26,482	\$4,897	N/A
Simplify US Equity PLUS Downside Convexity ETF	\$357,908	\$6,334	N/A
Simplify US Equity PLUS Upside Convexity ETF	\$318	\$317	N/A
Simplify Nasdaq 100 PLUS Convexity ETF	\$5,913	\$164	N/A
Simplify Nasdaq 100 PLUS Downside Convexity ETF	\$25,040	\$251	N/A
Simplify Interest Rate Hedge ETF	N/A	N/A	N/A
Simplify Volatility Premium ETF	\$1,121	\$258	N/A
Simplify U.S. Equity PLUS GBTC ETF	\$4,271	\$301	N/A
Simplify Intermediate Term Treasury Futures Strategy ETF	\$6,160	N/A	N/A
Simplify Tail Risk Strategy ETF	\$329,208	N/A	N/A
Simplify Health Care ETF	\$7,017	N/A	N/A
Simplify Developed Ex-US PLUS Downside Convexity ETF	\$67,231	N/A	N/A
Simplify Emerging Markets Equity PLUS Downside Convexity ETF	\$23,908	N/A	N/A
Simplify US Small Cap PLUS Downside Convexity ETF	\$4,489	N/A	N/A
Simplify Hedged Equity ETF	\$919	N/A	N/A
Simplify Aggregate Bond PLUS Credit Hedge ETF	\$127	N/A	N/A
Simplify High Yield PLUS Credit Hedge ETF	\$8,111	N/A	N/A
Simplify Macro Strategy ETF	\$1,659	N/A	N/A
Simplify Managed Futures Strategy ETF	\$1,455	N/A	N/A
Simplify Gold Strategy ETF*	N/A	N/A	N/A

\* Fund has not commenced operations

## PORTFOLIO TURNOVER

Each Fund's portfolio turnover rate is calculated by dividing the lesser of purchases or sales of portfolio securities for the fiscal year by the monthly average of the value of the portfolio securities owned by a Fund during the fiscal year. The calculation excludes from both the numerator and the denominator securities with maturities at the time of acquisition of one year or less. High portfolio turnover involves correspondingly greater brokerage commissions and other transaction costs, which will be borne directly by a Fund. A 100% turnover rate would occur if all of a Fund's portfolio securities were replaced once within a one-year period. The table below shows any significant variation in the Funds' portfolio turnover rates for the past two fiscal years.

	2022	2021
Simplify US Equity PLUS Convexity ETF	3%	6% <sup>1</sup>
Simplify US Equity PLUS Downside Convexity ETF	5%	4% <sup>1</sup>
Simplify US Equity PLUS Upside Convexity ETF	4%	5% <sup>1</sup>
Simplify Nasdaq 100 PLUS Convexity ETF	7%	3% <sup>2</sup>
Simplify Nasdaq 100 PLUS Downside Convexity ETF	7%	3% <sup>2</sup>
Simplify Interest Rate Hedge ETF	3%	0% <sup>4</sup>
Simplify Volatility Premium ETF	207%	10% <sup>3</sup>
Simplify U.S. Equity PLUS GBTC ETF	6%	2% <sup>5</sup>
Simplify Intermediate Term Treasury Futures Strategy ETF	153%	N/A
Simplify Tail Risk Strategy ETF	125%	N/A
Simplify Health Care ETF	146%	N/A
Simplify Developed Ex-US PLUS Downside Convexity ETF	4%	N/A
Simplify Emerging Markets Equity PLUS Downside Convexity ETF	2%	N/A
Simplify US Small Cap PLUS Downside Convexity ETF	2%	N/A
Simplify Hedged Equity ETF	2%	N/A
Simplify Aggregate Bond PLUS Credit Hedge ETF	14%	N/A
Simplify High Yield PLUS Credit Hedge ETF	77%	N/A
Simplify Macro Strategy ETF	11%	N/A
Simplify Managed Futures Strategy ETF	0%	N/A
Simplify Gold Strategy ETF	N/A	N/A

1 For the period September 4, 2020 (commencement of operations) through June 30, 2021.

2 For the period December 11, 2020 (commencement of operations) through June 30, 2021.

3 For the period May 13, 2021 (commencement of operations) through June 30, 2021.

4 For the period May 11, 2021 (commencement of operations) through June 30, 2021.

5 For the period May 25, 2021 (commencement of operations) through June 30, 2021.

## OTHER SERVICE PROVIDERS

### *Fund Administration*

Bank of New York Mellon (the “Administrator”), which has its principal office at 240 Greenwich St., New York, NY 10286, is primarily in the business of providing administrative, fund accounting and transfer agent services to retail and institutional mutual funds.

Pursuant to a Fund Services Agreement with the Funds, the Administrator provides administrative services to the Funds, subject to the supervision of the Board. The Administrator may provide persons to serve as officers of the Funds. Such officers may be directors, officers or employees of the Administrator or its affiliates.

The Fund Services Agreement became effective on July 14, 2020, will remain in effect for two years from the effective date, and will continue thereafter in for successive twelve month periods that such continuance if specifically approved at least annually by a majority of the Board. The agreement is terminable by the Board or the Administrator on ninety days' written notice and may be assigned provided the non-assigning party provides prior written consent. This agreement provides that in the absence of willful misfeasance, bad faith or gross negligence on the part of the Administrator or reckless disregard of its obligations thereunder, the Administrator shall not be liable for any action or failure to act in accordance with its duties thereunder.

Under the Fund Services Agreement, the Administrator provides facilitating administrative services, including: (i) providing services of persons competent to perform such administrative and clerical functions as are necessary to provide effective administration of the Funds; (ii) facilitating the performance of administrative and professional services to the Fund by others, including the Custodian; (iii) preparing, but not paying for, the periodic updating of the Funds' Registration Statement, Prospectuses and Statements of Additional Information in conjunction with Fund counsel, including the printing of such documents for the purpose of filings with the SEC and state securities administrators, and preparing reports to the Fund's shareholders and the SEC; (iv) preparing in conjunction with Fund counsel, but not paying for, all filings under the securities or "Blue Sky" laws of such states or countries as are designated by the Distributor, which may be required to register or qualify, or continue the registration or qualification, of a Fund and/or its shares under such laws; (v) preparing notices and agendas for meetings of the Board and minutes of such meetings in all matters required by the 1940 Act to be acted upon by the Board; and (vi) monitoring daily and periodic compliance with respect to all requirements and restrictions of the 1940 Act, the Internal Revenue Code and the Prospectus.

The Administrator also provides the Funds with accounting services, including: (i) daily computation of net asset value; (ii) maintenance of security ledgers and books and records as required by the 1940 Act; (iii) production of the Funds' listing of portfolio securities and general ledger reports; (iv) reconciliation of accounting records; (v) calculation of yield and total return for the Funds; (vi) maintenance of certain books and records described in Rule 31a-1 under the 1940 Act, and reconciliation of account information and balances among the Custodian and Adviser; and (vii) monitoring and evaluation of daily income and expense accruals, and sales and redemptions of shares of the Funds.

For administrative services rendered to the Funds under the agreement, the Funds pay the Administrator the greater of an annual minimum fee or an asset-based fee, which scales downward based upon net assets. For the fund accounting services rendered to the Funds under the Agreement, the Funds pay the Administrator the greater of an annual minimum fee or an asset-based fee, which scales downward based upon net assets. The Funds also pay the Administrator for any out-of-pocket expenses. For the period most recent fiscal year, and the period ended June 30, 2021, the Administrator received \$394,768, and \$0 respectively, for administration and accounting services.

### **Transfer Agent**

Bank of New York Mellon, located at 240 Greenwich St., New York, NY 10286, acts as transfer, dividend disbursing, and shareholder servicing agent for a Fund pursuant to written agreement with Fund (the "Transfer Agent"). Under the agreement, the Transfer Agent is responsible for administering and performing transfer agent functions, dividend distribution, shareholder administration, and maintaining necessary records in accordance with applicable rules and regulations.

### **Custodian**

Bank of New York Mellon, located at 240 Greenwich St., New York, NY 10286 (the "Custodian"), serves as the custodian of the Funds' assets pursuant to a Custodian and Transfer Agent Agreement by and between the Custodian and the Trust on behalf of the Funds. The Custodian's responsibilities include safeguarding and controlling the Funds' cash and securities, handling the receipt and delivery of securities, and collecting interest and dividends on the Funds' investments. Pursuant to the Custodian and Transfer Agent Agreement, the Custodian also maintains original entry documents and books of record and general ledgers; posts cash receipts and disbursements; and records purchases and sales based upon communications from the Adviser. The Funds may employ foreign sub-custodians that are approved by the Board to hold foreign assets.

### **Compliance Officer**

Foreside Fund Officer Services, LLC ("Foreside"), Three Canal Plaza, Suite 100, Portland, ME 04101, provides a Chief Compliance Officer to the Trust as well as related compliance services pursuant to a consulting agreement between Foreside and the Trust. Foreside's compliance services consist primarily of reviewing and assessing the policies and procedures of the Trust and its service providers pertaining to compliance with applicable federal securities laws, including Rule 38a-1 under the 1940 Act. For the compliance services rendered to the Funds, the Trust pays Foreside a fixed annual fund fee and an additional fee per each fund. The Funds also pay Foreside for any out-of-pocket expenses.



## **DESCRIPTION OF SHARES**

---

Each share of beneficial interest of the Trust has one vote in the election of Trustees. Cumulative voting is not authorized for the Trust. This means that the holders of more than 50% of the shares voting for the election of Trustees can elect 100% of the Trustees if they choose to do so, and, in that event, the holders of the remaining shares will be unable to elect any Trustees.

Shareholders of the current series of the Trust and any other future series of the Trust will vote in the aggregate and not by series except as otherwise required by law or when the Board determines that the matter to be voted upon affects only the interest of the shareholders of a particular series or classes. Matters such as election of Trustees are not subject to separate voting requirements and may be acted upon by shareholders of the Trust voting without regard to series.

The Trust is authorized to issue an unlimited number of shares of beneficial interest. Each share has equal, dividend, distribution and liquidation rights. There are no conversion or preemptive rights applicable to any shares of a Fund. All shares issued are fully paid and non-assessable.

## **ANTI-MONEY LAUNDERING PROGRAM**

---

The Trust has established an Anti-Money Laundering Compliance Program (the “Program”) as required by the Uniting and Strengthening America by Providing Appropriate Tools Required to Intercept and Obstruct Terrorism Act of 2001 (“USA PATRIOT Act”). To ensure compliance with this law, the Trust’s Program provides for the development of internal practices, procedures and controls, designation of anti-money laundering compliance officers, an ongoing training program and an independent audit function to determine the effectiveness of the Program. The Trust’s secretary serves as its Anti-Money Laundering Compliance Officer.

Procedures to implement the Program include, but are not limited to, determining that the Funds’ Distributor and Transfer Agent have established proper anti-money laundering procedures, reporting suspicious and/or fraudulent activity and a providing a complete and thorough review of all new opening account applications. The Trust will not transact business with any person or entity whose identity cannot be adequately verified under the provisions of the USA PATRIOT Act.

As a result of the Program, the Trust may be required to “freeze” the account of a shareholder if the shareholder appears to be involved in suspicious activity or if certain account information matches information on government lists of known terrorists or other suspicious persons, or the Trust may be required to transfer the account or proceeds of the account to a governmental agency.

## **PURCHASE, REDEMPTION AND PRICING OF SHARES**

---

### **Calculation of Share Price**

As indicated in the Prospectus under the heading “How Shares are Priced,” the NAV of a Fund’s shares is determined by dividing the total value of a Fund’s portfolio investments and other assets, less any liabilities, by the total number of shares outstanding of a Fund.

Generally, the Funds’ domestic securities (including underlying ETFs which hold portfolio securities primarily listed on foreign (non-U.S.) exchanges) are valued each day at the last quoted sales price on each security’s primary exchange. Securities traded or dealt in upon one or more securities exchanges for which market quotations are readily available and not subject to restrictions against resale shall be valued at the last quoted sales price on the primary exchange or, in the absence of a sale on the primary exchange, at the mean between the current bid and ask prices on such exchange. Securities primarily traded in the NASDAQ National Market System for which market quotations are readily available shall be valued using the NASDAQ Official Closing Price. If market quotations are not readily available, securities will be valued at their fair market value as determined in good faith by the Adviser in accordance with procedures approved by the Board and as further described below. Securities that are not traded or dealt in any securities exchange (whether domestic or foreign) and for which over-the-counter market quotations are readily available generally shall be valued at the last sale price or, in the absence of a sale, at the mean between the current bid and ask price on such over-the- counter market.

Certain securities or investments for which daily market quotes are not readily available may be valued, pursuant to guidelines established by the Board, with reference to other securities or indices. Debt securities not traded on an exchange may be valued at prices supplied by a pricing agent(s) based on broker or dealer supplied valuations or matrix pricing, a method of valuing securities by reference to the value of other securities with similar characteristics, such as rating, interest rate and maturity. Short-term investments having a maturity of 60 days or less may be generally valued at amortized cost when it approximated fair value.

Exchange traded options are valued at the last quoted sales price or, in the absence of a sale, at the mean between the current bid and ask prices on the exchange on which such options are traded. Futures and options on futures are valued at the settlement price determined by the exchange, or, if no settlement price is available, at the last sale price as of the close of business prior to when the Funds calculate NAV. Other securities for which market quotes are not readily available are valued at fair value as determined in good faith by the Adviser. Swap agreements and other derivatives are generally valued daily depending on the type of instrument and reference assets based upon market prices, the mean between bid and asked prices quotations from market makers or by a pricing service or other parties in accordance with the valuation procedures approved by the Board.

Under certain circumstances, a Fund may use an independent pricing service to calculate the fair market value of foreign equity securities on a daily basis by applying valuation factors to the last sale price or the mean price as noted above. The fair market values supplied by the independent pricing service will generally reflect market trading that occurs after the close of the applicable foreign markets of comparable securities or the value of other instruments that have a strong correlation to the fair-valued securities. The independent pricing service will also take into account the current relevant currency exchange rate. A security that is fair valued may be valued at a price higher or lower than actual market quotations or the value determined by other funds using their own fair valuation procedures. Because foreign securities may trade on days when Shares are not priced, the value of securities held by the Funds can change on days when Shares cannot be redeemed or purchased. In the event that a foreign security's market quotations are not readily available or are deemed unreliable (for reasons other than because the foreign exchange on which it trades closed before the Funds' calculation of NAV), the security will be valued at its fair market value as determined in good faith by the Adviser in accordance with procedures approved by the Board as discussed below. Without fair valuation, it is possible that short-term traders could take advantage of the arbitrage opportunity and dilute the NAV of long-term investors. Fair valuation of the Funds' portfolio securities can serve to reduce arbitrage opportunities available to short-term traders, but there is no assurance that it will prevent dilution of the Funds' NAV by short-term traders. In addition, because the Funds may invest in underlying ETFs which hold portfolio securities primarily listed on foreign (non-U.S.) exchanges, and these exchanges may trade on weekends or other days when the underlying ETFs do not price their shares, the value of these portfolio securities may change on days when you may not be able to buy or sell Shares.

Investments initially valued in currencies other than the U.S. dollar are converted to U.S. dollars using exchange rates obtained from pricing services or other parties in accordance with the valuation procedures approved by the Board. As a result, the NAV of the Shares may be affected by changes in the value of currencies in relation to the U.S. dollar. The value of securities traded in markets outside the United States or denominated in currencies other than the U.S. dollar may be affected significantly on a day that the Exchange is closed and an investor is not able to purchase, redeem or exchange Shares.

Shares are valued at the close of regular trading on each Exchange (normally 4:00 p.m., Eastern time) (the "Exchange Close") on each day that each Exchange is open. For purposes of calculating the NAV, a Fund normally use pricing data for domestic equity securities received shortly after the Exchange Close and does not normally take into account trading, clearances or settlements that take place after the Exchange Close. Domestic fixed income and foreign securities are normally priced using data reflecting the earlier closing of the principal markets for those securities. Information that becomes known to the Funds or its agents after the NAV has been calculated on a particular day will not generally be used to retroactively adjust the price of the security or the NAV determined earlier that day.

When market quotations are insufficient or not readily available, the Funds may value securities at fair value or estimate their value as determined in good faith by the Adviser, pursuant to procedures approved by the Board. Fair valuation may also be used by the Adviser if extraordinary events occur after the close of the relevant market but prior to the Exchange Close.

### **Creation Units**

Each Fund sells and redeems Shares in Creation Units on a continuous basis through the Distributor, without a sales load, at the NAV next determined after receipt of an order in proper form on any Business Day. A “Business Day” is any day on which each Exchange is open for business. As of the date of this SAI, each Exchange observes the following holidays: New Year’s Day, Martin Luther King, Jr. Day, Presidents’ Day, Good Friday, Memorial Day, Juneteenth, Independence Day, Labor Day, Thanksgiving Day and Christmas Day.

A Creation Unit is an aggregation of 25,000 Shares. The Board may declare a split or a consolidation in the number of Shares outstanding of a Fund or Trust and make a corresponding change in the number of Shares in a Creation Unit.

### **Authorized Participants**

Only Authorized Participants that have entered into agreements with the Trust or the Distributor may purchase or redeem Creation Units. In order to be an Authorized Participant, a firm must be either a broker-dealer or other participant (“Participating Party”) in the Continuous Net Settlement System (“Clearing Process”) of the National Securities Clearing Corporation (“NSCC”) or a participant in DTC with access to the DTC system (“DTC Participant”), and you must execute an agreement (“Participant Agreement”) with the Distributor that governs transactions in each Fund’s Creation Units.

Investors who are not Authorized Participants but want to transact in Creation Units may contact the Distributor for the names of Authorized Participants. An Authorized Participant may require investors to enter into a separate agreement to transact through it for Creation Units and may require orders for purchases of shares placed with it to be in a particular form. Investors transacting through a broker that is not itself an Authorized Participant and therefore must still transact through an Authorized Participant may incur additional charges. There are expected to be a limited number of Authorized Participants at any one time.

Orders must be transmitted by an Authorized Participant by telephone or other transmission method acceptable to the Distributor. Market disruptions and telephone or other communication failures may impede the transmission of orders.

### **Transaction Fees**

A fixed fee payable to the Custodian is imposed on each creation and redemption transaction regardless of the number of Creation Units involved in the transaction (“Fixed Fee”). Purchases and redemptions of Creation Units for cash or involving cash-in-lieu (as defined below) are required to pay an additional variable charge to compensate the Funds and its ongoing shareholders for brokerage and market impact expenses relating to Creation Unit transactions (“Variable Charge,” and together with the Fixed Fee, the “Transaction Fees”). With the approval of the Board, the Adviser may waive or adjust the Transaction Fees, including the Fixed Fee and/or Variable Charge (shown in the table below), from time to time. In such cases, the Authorized Participant will reimburse the Funds for, among other things, any difference between the market value at which the securities and/or financial instruments were purchased by a Fund and the cash-in-lieu amount, applicable registration fees, brokerage commissions and certain taxes. In addition, purchasers of Creation Units are responsible for the costs of transferring the deposit securities to the account of a Fund.

Investors who use the services of a broker, or other such intermediary may be charged a fee for such services. The Transaction Fees for the Funds are listed in the table below.



<b>ETFs</b>	<b>Fee for In-Kind and Cash Purchases</b>	<b>Maximum Additional Variable Charge for Cash Purchases*</b>
<b>Simplify US Equity PLUS Convexity ETF</b>	\$500	3%
<b>Simplify US Equity PLUS Downside Convexity ETF</b>	\$500	3%
<b>Simplify US Equity PLUS Upside Convexity ETF</b>	\$500	3%
<b>Simplify Nasdaq 100 PLUS Convexity ETF</b>	\$500	3%
<b>Simplify Nasdaq 100 PLUS Downside Convexity ETF</b>	\$500	3%
<b>Simplify Interest Rate Hedge ETF</b>	\$500	3%
<b>Simplify Volatility Premium ETF</b>	\$500	3%
<b>Simplify U.S. Equity PLUS GBTC ETF</b>	\$500	3%
<b>Simplify Intermediate Term Treasury Futures Strategy ETF</b>	\$500	3%
<b>Simplify Tail Risk Strategy ETF</b>	\$500	3%
<b>Simplify Health Care ETF</b>	\$500	3%
<b>Simplify Developed Ex-US PLUS Downside Convexity ETF</b>	\$500	3%
<b>Simplify Emerging Markets Equity PLUS Downside Convexity ETF</b>	\$500	3%
<b>Simplify US Small Cap PLUS Downside Convexity ETF</b>	\$500	3%
<b>Simplify Hedged Equity ETF</b>	\$500	3%
<b>Simplify Aggregate Bond PLUS Credit Hedge ETF</b>	\$500	3%
<b>Simplify High Yield PLUS Credit Hedge ETF</b>	\$500	3%
<b>Simplify Macro Strategy ETF</b>	\$500	3%
<b>Simplify Managed Futures Strategy ETF</b>	\$500	3%
<b>Simplify Gold Strategy ETF</b>	\$500	3%

\* As a percentage of the amount invested.

### **The Clearing Process**

Transactions by an Authorized Participant that is a Participating Party using the NSCC system are referred to as transactions “through the Clearing Process.” Transactions by an Authorized Participant that is a DTC Participant using the DTC system are referred to as transactions “outside the Clearing Process.” The Clearing Process is an enhanced clearing process that is available only for certain securities and only to DTC participants that are also participants in the Continuous Net Settlement System of the NSCC. In-kind (portions of) purchase orders not subject to the Clearing Process will go through a manual clearing process run by DTC. Portfolio Deposits that include government securities must be delivered through the Federal Reserve Bank wire transfer system (“Federal Reserve System”). Fund Deposits that include cash may be delivered through the Clearing Process or the Federal Reserve System. In-kind deposits of securities for orders outside the Clearing Process must be delivered through the Federal Reserve System (for government securities) or through DTC (for corporate securities).

## **Foreign Securities**

Because the portfolio securities of the Funds may trade on days that each Exchange is closed or are otherwise not Business Days for the Funds, shareholders may not be able to redeem their shares of the Funds, or to purchase or sell shares of the Funds on each Exchange, on days when the NAV of the Funds could be significantly affected by events in the relevant foreign markets.

## **Purchasing Creation Units**

### **Portfolio Deposit**

The consideration for a Creation Unit generally consists of the deposit securities and a Cash Component. Together, the deposit securities and the Cash Component constitute the “Portfolio Deposit.” The Cash Component serves the function of compensating for any differences between the net asset value per Creation Unit and the deposit securities. Thus, the Cash Component is equal to the difference between (x) the net asset value per Creation Unit of a Fund and (y) the market value of the deposit securities. If (x) is more than (y), the Authorized Participant will pay the Cash Component to a Fund. If (x) is less than (y), the Authorized Participant will receive the Cash Component from a Fund.

On each Business Day, prior to the opening of business on each Exchange (currently 9:30 a.m., Eastern Time), the Adviser through the Custodian makes available through NSCC the name and amount of each deposit security in the current Portfolio Deposit (based on information at the end of the previous Business Day) for a Fund and the (estimated) Cash Component, effective through and including the previous Business Day, per Creation Unit. The deposit securities announced are applicable to purchases of Creation Units until the next announcement of deposit securities.

The deposit securities may change and as rebalancing adjustments and corporate action events of the Underlying Index are reflected from time to time by the Adviser in a Fund’s portfolio. The deposit securities may also change in response to the rebalancing and/or constitution of the Underlying Index. These adjustments will reflect changes known to the Adviser on the date of announcement to be in effect by the time of delivery of the Portfolio Deposit.

Payment of any stamp duty or the like shall be the sole responsibility of the Authorized Participant purchasing a Creation Unit. The Authorized Participant must ensure that all deposit securities properly denote change in beneficial ownership.

### **Custom Orders and Cash-in-Lieu**

Each Fund may, in its sole discretion, permit or require the substitution of an amount of cash (“cash-in-lieu”) to be added to the Cash Component to replace any deposit security. A Fund may permit or require cash-in-lieu when, for example, a deposit security may not be available in sufficient quantity for delivery or may not be eligible for transfer through the systems of DTC or the Clearing Process. Similarly, a Fund may permit or require cash in lieu of deposit securities when, for example, the Authorized Participant or its underlying investor is restricted under U.S. or local securities laws or policies from transacting in one or more deposit securities. The Funds will comply with the federal securities laws in accepting deposit securities including that the deposit securities are sold in transactions that would be exempt from registration under the Securities Act. All orders involving cash-in-lieu, as well as certain other types of orders, are considered to be “Custom Orders.”

### **Purchase Orders**

To order a Creation Unit, an Authorized Participant must submit an irrevocable purchase order to the Distributor.

### Timing of Submission of Purchase Orders

An Authorized Participant must submit an irrevocable purchase order no later than the earlier of (i) 4:00 p.m. Eastern Time or (ii) the closing time of the bond markets and/or the trading session on each Exchange, on any Business Day in order to receive that Business Day's NAV ("Cut-off Time"). The Cut-off Time for Custom Orders is generally two hours earlier. The Business Day the order is deemed received by the Distributor is referred to as the "Transmittal Date." An order to create Creation Units is deemed received on a Business Day if (i) such order is received by the Distributor by the Cut-off Time on such day and (ii) all other procedures set forth in the Participant Agreement are properly followed. Persons placing or effectuating custom orders and/or orders involving cash should be mindful of time deadlines imposed by intermediaries, such as DTC and/or the Federal Reserve Bank wire system, which may impact the successful processing of such orders to ensure that cash and securities are transferred by the "Settlement Date," which is generally the Business Day immediately following the Transmittal Date ("T+1") for cash and the third Business Day following the Transmittal Date for securities ("T+3").

### Orders Using the Clearing Process

If available, (portions of) orders may be settled through the Clearing Process. In connection with such orders, such trade instructions are transmitted on behalf of the Authorized Participant, as necessary to effect the creation order. Pursuant to such trade instructions, the Authorized Participant agrees to deliver the requisite Portfolio Deposit to a Fund, together with such additional information as may be required by the Distributor. Cash Components will be delivered using either the Clearing Process or the Federal Reserve System.

### Orders Outside the Clearing Process

If the Clearing Process is not available for (portions of) an order, Portfolio Deposits will be made outside the Clearing Process. Orders outside the Clearing Process must state that the DTC Participant is not using the Clearing Process and that the creation of Creation Units will be effected through DTC. The Portfolio Deposit transfer must be ordered by the DTC Participant on the Transmittal Date in a timely fashion so as to ensure the delivery of deposit securities (whether standard or custom) through DTC to a Fund account by 11:00 a.m., Eastern time, on T+1. The Cash Component, along with any cash-in-lieu and Transaction Fee, must be transferred directly to the Custodian through the Federal Reserve System in a timely manner so as to be received by the Custodian no later than 12:00 p.m., Eastern Time, on T+1. If the Custodian does not receive both the deposit securities and the cash by the appointed time, the order may be canceled. A canceled order may be resubmitted the following Business Day but must conform to that Business Day's Portfolio Deposit. Authorized Participants that submit a canceled order will be liable to a Fund for any losses incurred by a Fund in connection therewith.

Orders involving foreign deposit securities are expected to be settled outside the Clearing Process. Thus, upon receipt of an irrevocable purchase order, the Distributor will notify the Adviser and the Custodian of such order. The Custodian, who will have caused the appropriate local sub-custodian(s) of a Fund to maintain an account into which an Authorized Participant may deliver deposit securities (or cash-in-lieu), with adjustments determined by a Fund, will then provide information of the order to such local sub-custodian(s). The ordering Authorized Participant will then deliver the deposit securities (and any cash-in-lieu) to a Fund's account at the applicable local sub-custodian. The Authorized Participant must also make available on or before the contractual settlement date, by means satisfactory to a Fund, immediately available or same day funds in U.S. dollars estimated by a Fund to be sufficient to pay the Cash Component and Transaction Fee. When a relevant local market is closed due to local market holidays, the local market settlement process will not commence until the end of the local holiday period. Settlement must occur by 2:00 p.m., Eastern Time, on the contractual settlement date.

### Acceptance of Purchase Order

All questions as to the number of shares of each security in the deposit securities and the validity, form, eligibility and acceptance for deposit of any securities to be delivered shall be determined by a Fund. A Fund's determination shall be final and binding.

Each Fund reserves the absolute right to reject or revoke acceptance of a purchase order transmitted to it under certain circumstances including but not limited to (a) the order is not in proper form; (b) the investor(s), upon obtaining the shares ordered, would own 80% or more of the currently outstanding shares of a Fund; (c) the deposit securities delivered do not conform to the deposit securities for the applicable date; (d) acceptance of the deposit securities would have certain adverse tax consequences to a Fund; (e) the acceptance of the Portfolio Deposit would, in the opinion of counsel, be unlawful; (f) the acceptance of the Portfolio Deposit would otherwise, in the discretion of the Trust, Fund or the Adviser, have an adverse effect on the Trust, Fund or the rights of beneficial owners; or (g) in the event that circumstances outside the control of the Trust, the Distributor and the Adviser make it for all practical purposes impossible to process purchase orders. Examples of such circumstances include acts of God; public service or utility problems resulting in telephone, telecopy or computer failures; fires, floods or extreme weather conditions; market conditions or activities causing trading halts; systems failures involving computer or other informational systems affecting the Trust, the Distributor, DTC, NSCC, the Adviser, the Custodian, a sub-custodian or any other participant in the creation process; and similar extraordinary events. The Distributor shall notify an Authorized Participant of its rejection of the order. The Funds, the Custodian, any sub-custodian and the Distributor are under no duty, however, to give notification of any defects or irregularities in the delivery of Portfolio Deposits, and they shall not incur any liability for the failure to give any such notification.

### Issuance of a Creation Unit

Once a Fund has accepted an order, upon next determination of a Fund's NAV, a Fund will confirm the issuance of a Creation Unit, against receipt of payment, at such NAV. A confirmation of acceptance will be transmitted to the Authorized Participant that placed the order.

Except as provided below, a Creation Unit will not be issued until a Fund obtains good title to the deposit securities and the Cash Component, along with any cash-in-lieu and Transaction Fee. The delivery of Creation Units will generally occur no later than T+3 except with respect to certain foreign securities.

In certain cases, Authorized Participants will create and redeem Creation Units on the same trade date. In these instances, the Trust reserves the right to settle these transactions on a net basis.

With respect to orders involving foreign deposit securities, when the applicable local sub-custodian(s) have confirmed to the Custodian that the deposit securities (or cash-in-lieu) have been delivered to a Fund's account at the applicable local sub-custodian(s), the Distributor and the Adviser shall be notified of such delivery, and a Fund will issue and cause the delivery of the Creation Unit. While, as stated above, Creation Units are generally delivered on T+3, a Fund may settle Creation Unit transactions on a basis other than T+3, in order to accommodate foreign market holiday schedules, to account for different treatment among foreign and U.S. markets of dividend record dates and ex-dividend dates (that is the last day the holder of a security can sell the security and still receive dividends payable on the security), and in certain other circumstances.

A Fund may issue a Creation Unit prior to receiving good title to the deposit securities, under the following circumstances. Pursuant to the applicable Participant Agreement, a Fund may issue a Creation Unit notwithstanding that (certain) deposit securities have not been delivered, in reliance on an undertaking by the relevant Authorized Participant to deliver the missing deposit securities as soon as possible, which undertaking is secured by such Authorized Participant's delivery to and maintenance with the Custodian of collateral having a value equal to at least 115% of the value of the missing deposit securities ("Collateral"), as adjusted by time to time by the Adviser. Such Collateral will have a value greater than the NAV of the Creation Unit on the date the order is placed. Such Collateral must be delivered no later than 2:00 p.m., Eastern Time, on T+1. The only Collateral that is acceptable to a Fund is cash in U.S. Dollars.

While (certain) deposit securities remain undelivered, the Collateral shall at all times have a value equal to at least 115% (as adjusted by the Adviser) of the daily marked-to-market value of the missing deposit securities. At any time, a Fund may use the Collateral to purchase the missing securities, and the Authorized Participant will be liable to a Fund for any costs incurred thereby or losses resulting therefrom, whether or not they exceed the amount of the Collateral, including any Transaction Fee, any amount by which the purchase price of the missing deposit securities exceeds the market value of such securities on the Transmittal Date, brokerage and other transaction costs. The Trust will return any unused Collateral once all of the missing securities have been received by a Fund. More information regarding a Fund's current procedures for collateralization is available from the Distributor.

#### Cash Purchase Method

When cash purchases of Creation Units are available or specified for a Fund, they will be effected in essentially the same manner as in-kind purchases. In the case of a cash purchase, the investor must pay the cash equivalent of the Portfolio Deposit. In addition, cash purchases will be subject to Transaction Fees, as described above.

#### Redeeming a Creation Unit

##### Redemption Basket

The consideration received in connection with the redemption of a Creation Unit generally consists of an in-kind basket of designated securities ("Redemption Securities") and a Cash Component. Together, the Redemption Securities and the Cash Component constitute the "Redemption Basket."

There can be no assurance that there will be sufficient liquidity in Shares in the secondary market to permit assembly of a Creation Unit. In addition, investors may incur brokerage and other costs in connection with assembling a Creation Unit.

The Cash Component serves the function of compensating for any differences between the net asset value per Creation Unit and the Redemption Securities. Thus, the Cash Component is equal to the difference between (x) the net asset value per Creation Unit of a Fund and (y) the market value of the Redemption Securities. If (x) is more than (y), the Authorized Participant will receive the Cash Component from a Fund. If (x) is less than (y), the Authorized Participant will pay the Cash Component to a Fund.

If the Redemption Securities on a Business Day are different from the deposit securities, prior to the opening of business on each Exchange (currently 9:30 a.m., Eastern Time), the Adviser through the Custodian makes available through NSCC the name and amount of each Redemption Security in the current Redemption Basket (based on information at the end of the previous Business Day) for a Fund and the (estimated) Cash Component, effective through and including the previous Business Day, per Creation Unit. If the Redemption Securities on a Business Day are different from the deposit securities, all redemption requests that day will be processed outside the Clearing Process.

The Redemption Securities may change as rebalancing adjustments and corporate action events of the Underlying Index are reflected from time to time by the Adviser in a Fund's portfolio. The Redemption Securities may also change in response to the rebalancing and/or reconstitution of the Underlying Index. These adjustments will reflect changes known to the Adviser on the date of announcement to be in effect by the time of delivery of the Redemption Basket.

The right of redemption may be suspended or the date of payment postponed: (i) for any period during which the NYSE is closed (other than customary weekend and holiday closings); (ii) for any period during which trading on the NYSE is suspended or restricted; (iii) for any period during which an emergency exists as a result of which disposal of the Shares or determination of the ETF's NAV is not reasonably practicable; or (iv) in such other circumstances as permitted by the SEC, including as described below.

### Custom Redemptions and Cash-in-Lieu

Each Fund may, in its sole discretion, permit or require the substitution of cash-in-lieu to be added to the Cash Component to replace any Redemption Security. Each Fund may permit or require cash-in-lieu when, for example, a Redemption Security may not be available in sufficient quantity for delivery or may not be eligible for transfer through the systems of DTC or the Clearing Process. Similarly, each Fund may permit or require cash-in-lieu of Redemption Securities when, for example, the Authorized Participant or its underlying investor is restricted under U.S. or local securities law or policies from transacting in one or more Redemption Securities. Each Fund will comply with the federal securities laws in satisfying redemptions with Redemption Securities, including that the Redemption Securities are sold in transactions that would be exempt from registration under the Securities Act. All redemption requests involving cash-in-lieu are considered to be “Custom Redemptions.”

### Redemption Requests

To redeem a Creation Unit, an Authorized Participant must submit an irrevocable redemption request to the Distributor.

An Authorized Participant submitting a redemption request is deemed to represent to a Fund that it or, if applicable, the investor on whose behalf it is acting, (i) owns outright or has full legal authority and legal beneficial right to tender for redemption the Creation Unit to be redeemed and can receive the entire proceeds of the redemption, and (ii) all of the Shares that are in the Creation Unit to be redeemed have not been borrowed, loaned or pledged to another party nor are they the subject of a repurchase agreement, securities lending agreement or such other arrangement that would preclude the delivery of such Shares to a Fund. Each Fund reserves the absolute right, in its sole discretion, to verify these representations, but will typically require verification in connection with higher levels of redemption activity and/or short interest in a Fund. If the Authorized Participant, upon receipt of a verification request, does not provide sufficient verification of the requested representations, the redemption request will not be considered to be in proper form and may be rejected by a Fund.

### Timing of Submission of Redemption Requests

An Authorized Participant must submit an irrevocable redemption order no later than the Cut-off Time. The Cut-off Time for Custom Orders is generally two hours earlier. The Business Day the order is deemed received by the Distributor is referred to as the “Transmittal Date.” A redemption request is deemed received if (i) such order is received by the Distributor by the Cut-off Time on such day and (ii) all other procedures set forth in the Participant Agreement are properly followed. Persons placing or effectuating Custom Redemptions and/or orders involving cash should be mindful of time deadlines imposed by intermediaries, such as DTC and/or the Federal Reserve System, which may impact the successful processing of such orders to ensure that cash and securities are transferred by the Settlement Date, as defined above.

### Requests Using the Clearing Process

If available, (portions of) redemption requests may be settled through the Clearing Process. In connection with such orders, such trade instructions as are necessary to effect the redemption are transmitted on behalf of the Authorized Participant. Pursuant to such trade instructions, the Authorized Participant agrees to deliver the requisite Creation Unit(s) to a Fund, together with such additional information as may be required by the Distributor. Cash Components will be delivered using either the Clearing Process or the Federal Reserve System, as described above.

### Requests Outside the Clearing Process

If the Clearing Process is not available for (portions of) an order, Redemption Baskets will be delivered outside the Clearing Process. Orders outside the Clearing Process must state that the DTC Participant is not using the Clearing Process and that the redemption will be effected through DTC. The Authorized Participant must transfer or cause to be transferred the Creation Unit(s) of shares being redeemed through the book-entry system of DTC so as to be delivered through DTC to the Custodian by 10:00 a.m., Eastern Time, on received T+1. In addition, the Cash Component must be received by the Custodian by 12:00 p.m., Eastern Time, on T+1. If the Custodian does not receive the Creation Unit(s) and Cash Component by the appointed times on T+1, the redemption will be rejected, except in the circumstances described below. A rejected redemption request may be resubmitted the following Business Day.

Orders involving foreign Redemption Securities are expected to be settled outside the Clearing Process. Thus, the Adviser and the Custodian will be notified upon receipt of an irrevocable redemption request. The Custodian will then provide information of the redemption to a Fund's local sub-custodian(s). The redeeming Authorized Participant, or the investor on whose behalf is acting, will have established appropriate arrangements with a broker-dealer, bank or other custody provider in each jurisdiction in which the Redemption Securities are customarily traded and to which such Redemption Securities (and any cash-in-lieu) can be delivered from a Fund's accounts at the applicable local sub-custodian(s).

#### Acceptance of Redemption Requests

All questions as to the number of shares of each security in the deposit securities and the validity, form, eligibility and acceptance for deposit of any securities to be delivered shall be determined by the Trust. The Trust's determination shall be final and binding.

#### Delivery of Redemption Basket

Once a Fund has accepted a redemption request, upon next determination of a Fund's NAV, a Fund will confirm the issuance of a Redemption Basket, against receipt of the Creation Unit(s) at such NAV, any cash-in-lieu and Transaction Fee. A Creation Unit tendered for redemption and the payment of the Cash Component, any cash-in-lieu and Transaction Fee will be effected through DTC. The Authorized Participant, or the investor on whose behalf it is acting, will be recorded on the book-entry system of DTC.

The Redemption Basket will generally be delivered to the redeeming Authorized Participant within T+3. Except under the circumstances described below, however, a Redemption Basket generally will not be issued until the Creation Unit(s) are delivered to a Fund, along with the Cash Component, any cash-in-lieu and Transaction Fee.

In certain cases, Authorized Participants will create and redeem Creation Units on the same trade date. In these instances, the Trust reserves the right to settle these transactions on a net basis.

With respect to orders involving foreign Redemption Securities, a Fund may settle Creation Unit transactions on a basis other than T+3 in order to accommodate foreign market holiday schedules, to account for different treatment among foreign and U.S. markets of dividend record dates and ex-dividend dates (that is the last day the holder of a security can sell the security and still receive dividends payable on the security), and in certain other circumstances. When a relevant local market is closed due to local market holidays, the local market settlement process will not commence until the end of the local holiday period.

#### Cash Redemption Method

When cash redemptions of Creation Units are available or specified for a Fund, they will be effected in essentially the same manner as in-kind redemptions. In the case of a cash redemption, the investor will receive the cash equivalent of the Redemption Basket minus any Transaction Fees, as described above.

#### **TAX STATUS**

---

The following discussion is general in nature and should not be regarded as an exhaustive presentation of all possible tax ramifications. All shareholders should consult a qualified tax advisor regarding their investment in a Fund.

Each Fund has qualified and intends to continue to qualify and has elected to be treated as a regulated investment company under Subchapter M of the Internal Revenue Code of 1986, as amended (the "Tax Code"), and intends to continue to so qualify, which requires compliance with certain requirements concerning the sources of its income, diversification of its assets, and the amount and timing of its distributions to shareholders. Such qualification does not involve supervision of management or investment practices or policies by any government agency or bureau. By so qualifying, a Fund should not be subject to federal income or excise tax on its net investment income or net capital gain, which are distributed to shareholders in accordance with the applicable timing requirements. Net investment income and net capital gain of a Fund will be computed in accordance with Section 852 of the Tax Code.

Net investment income is made up of dividends and interest less expenses. Net capital gain for a fiscal year is computed by taking into account any capital loss carryforward of a Fund. Capital losses incurred after January 31, 2011 may now be carried forward indefinitely and retain the character of the original loss. Under pre-enacted laws, capital losses could be carried forward to offset any capital gains for eight years, and carried forward as short-term capital, irrespective of the character of the original loss. Capital loss carry forwards are available to offset future realized capital gains. To the extent that these carry forwards are used to offset future capital gains it is probable that the amount offset will not be distributed to shareholders.

As of June 30, 2022, the Funds generated the following amounts of tax loss carry forwards:

<b>Fund</b>	<b>Short-Term</b>	<b>Long-Term</b>	<b>Total Amount</b>
Simplify US Equity PLUS Convexity ETF	1,364,136	784,114	2,148,250
Simplify US Equity PLUS Downside Convexity ETF	8,130,270	2,022,002	10,152,272
Simplify US Equity PLUS Upside Convexity ETF	N/A	N/A	N/A
Simplify Nasdaq 100 PLUS Convexity ETF	275,318	99,562	374,880
Simplify Nasdaq 100 PLUS Downside Convexity ETF	425,623	86,238	511,861
Simplify Interest Rate Hedge ETF	3,805,662	N/A	3,805,662
Simplify Volatility Premium ETF	N/A	N/A	N/A
Simplify U.S. Equity PLUS GBTC ETF	N/A	N/A	N/A
Simplify Intermediate Term Treasury Futures Strategy ETF	5,407,939	5,557,057	10,964,996
Simplify Tail Risk Strategy ETF	5,076,645	752,646	5,829,291
Simplify Health Care ETF	2,348,312	N/A	2,348,312
Simplify Developed Ex-US PLUS Downside Convexity ETF	1,535,677	N/A	1,535,677
Simplify Emerging Markets Equity PLUS Downside Convexity ETF	290,872	N/A	290,872
Simplify US Small Cap PLUS Downside Convexity ETF	63,106	N/A	63,106
Simplify Hedged Equity ETF	N/A	N/A	N/A
Simplify Aggregate Bond PLUS Credit Hedge ETF	N/A	N/A	N/A
Simplify High Yield PLUS Credit Hedge ETF	2,885,885	50,496	2,936,381
Simplify Macro Strategy ETF	37,644	34,384	72,028
Simplify Managed Futures Strategy ETF	233,053	103,994	337,047
Simplify Gold Strategy ETF	N/A	N/A	N/A

Each Fund intends to distribute all of its net investment income, any excess of net short-term capital gains over net long-term capital losses, and any excess of net long-term capital gains over net short-term capital losses in accordance with the timing requirements imposed by the Tax Code and therefore should not be required to pay any federal income or excise taxes. Distributions of net capital gain, if any, will be made annually no later than December 31 of each year. Both types of distributions will be in shares of a Fund unless a shareholder elects to receive cash.



To be treated as a regulated investment company under Subchapter M of the Tax Code, a Fund must also (a) derive at least 90% of its gross income from dividends, interest, payments with respect to securities loans, net income from certain publicly traded partnerships and gains from the sale or other disposition of securities or foreign currencies, or other income (including, but not limited to, gains from options, futures or forward contracts) derived with respect to the business of investing in such securities or currencies, and (b) diversify its holding so that, at the end of each fiscal quarter, (i) at least 50% of the market value of a Fund's assets is represented by cash, U.S. government securities and securities of other regulated investment companies, and other securities (for purposes of this calculation, generally limited in respect of any one issuer, to an amount not greater than 5% of the market value of a Fund's assets and 10% of the outstanding voting securities of such issuer) and (ii) not more than 25% of the value of its assets is invested in the securities of (other than U.S. government securities or the securities of other regulated investment companies) any one issuer, two or more issuers that a Fund controls and that are determined to be engaged in the same or similar trades or businesses, or the securities of certain publicly traded partnerships.

If a Fund fails to qualify as a regulated investment company under Subchapter M in any fiscal year, it will be treated as a corporation for federal income tax purposes. As such a Fund would be required to pay income taxes on its net investment income and net realized capital gains, if any, at the rates generally applicable to corporations. Shareholders of a Fund generally would not be liable for income tax on a Fund's net investment income or net realized capital gains in their individual capacities. Distributions to shareholders, whether from a Fund's net investment income or net realized capital gains, would be treated as taxable dividends to the extent of current or accumulated earnings and profits of a Fund.

Each Fund is subject to a 4% nondeductible excise tax on certain undistributed amounts of ordinary income and capital gain under a prescribed formula contained in Section 4982 of the Tax Code. The formula requires payment to shareholders during a calendar year of distributions representing at least 98% of a Fund's ordinary income for the calendar year and at least 98.2% of its capital gain net income (i.e., the excess of its capital gains over capital losses) realized during the one-year period ending October 31 during such year plus 100% of any income that was neither distributed nor taxed to a Fund during the preceding calendar year. Under ordinary circumstances, each Fund expects to time its distributions so as to avoid liability for this tax.

The following discussion of tax consequences is for the general information of shareholders that are subject to tax. Shareholders that are IRAs or other qualified retirement plans are exempt from income taxation under the Tax Code.

Distributions of taxable net investment income and the excess of net short-term capital gain over net long-term capital loss are taxable to shareholders as ordinary income.

Distributions of net capital gain ("capital gain dividends") generally are taxable to shareholders as long-term capital gain; regardless of the length of time the shares of the Trust have been held by such shareholders.

Certain U.S. shareholders, including individuals and estates and trusts, are subject to an additional 3.8% Medicare tax on all or a portion of their "net investment income," which should include dividends from a Fund and net gains from the disposition of shares of a Fund. U.S. shareholders are urged to consult their own tax advisors regarding the implications of the additional Medicare tax resulting from an investment in a Fund.

Redemption of Fund shares by a shareholder will result in the recognition of taxable gain or loss in an amount equal to the difference between the amount realized and the shareholder's tax basis in his or her Fund shares. Such gain or loss is treated as a capital gain or loss if the shares are held as capital assets. However, any loss realized upon the redemption of shares within six months from the date of their purchase will be treated as a long-term capital loss to the extent of any amounts treated as capital gain dividends during such six-month period. All or a portion of any loss realized upon the redemption of shares may be disallowed to the extent shares are purchased (including shares acquired by means of reinvested dividends) within 30 days before or after such redemption.

Distributions of taxable net investment income and net capital gain will be taxable as described above, whether received in additional cash or shares. Shareholders electing to receive distributions in the form of additional shares will have a cost basis for federal income tax purposes in each share so received equal to the net asset value of a share on the reinvestment date.

All distributions of taxable net investment income and net capital gain, whether received in shares or in cash, must be reported by each taxable shareholder on his or her federal income tax return. Dividends or distributions declared in October, November or December as of a record date in such a month, if any, will be deemed to have been received by shareholders on December 31, if paid during January of the following year. Redemptions of shares may result in tax consequences (gain or loss) to the shareholder and are also subject to these reporting requirements.

Under the Tax Code, a Fund will be required to report to the Internal Revenue Service all distributions of taxable income and capital gains as well as gross proceeds from the redemption or exchange of Fund shares, except in the case of certain exempt shareholders. Under the backup withholding provisions of Section 3406 of the Tax Code, distributions of taxable net investment income and net capital gain and proceeds from the redemption or exchange of the shares of a regulated investment company may be subject to withholding of federal income tax in the case of non-exempt shareholders who fail to furnish the investment company with their taxpayer identification numbers and with required certifications regarding their status under the federal income tax law, or if a Fund is notified by the IRS or a broker that withholding is required due to an incorrect TIN or a previous failure to report taxable interest or dividends. If the withholding provisions are applicable, any such distributions and proceeds, whether taken in cash or reinvested in additional shares, will be reduced by the amounts required to be withheld.

### **Options, Futures, Forward Contracts and Swap Agreements**

To the extent such investments are permissible for a Fund, a Fund's transactions in options, futures contracts, hedging transactions, forward contracts, straddles and foreign currencies will be subject to special tax rules (including mark-to-market, constructive sale, straddle, wash sale and short sale rules), the effect of which may be to accelerate income to a Fund, defer losses to a Fund, cause adjustments in the holding periods of a Fund's securities, convert long-term capital gains into short-term capital gains and convert short-term capital losses into long-term capital losses. These rules could therefore affect the amount, timing and character of distributions to shareholders.

To the extent such investments are permissible, certain of a Fund's hedging activities (including its transactions, if any, in foreign currencies or foreign currency-denominated instruments) are likely to produce a difference between its book income and its taxable income. If a Fund's book income exceeds its taxable income, the distribution (if any) of such excess book income will be treated as (i) a dividend to the extent of a Fund's remaining earnings and profits (including earnings and profits arising from tax-exempt income), (ii) thereafter, as a return of capital to the extent of the recipient's basis in the shares, and (iii) thereafter, as gain from the sale or exchange of a capital asset. If a Fund's book income is less than taxable income, a Fund could be required to make distributions exceeding book income to qualify as a regulated investment company that is accorded special tax treatment.

### **Passive Foreign Investment Companies**

Investment by a Fund in certain passive foreign investment companies ("PFICs") could subject a Fund to a U.S. federal income tax (including interest charges) on distributions received from the company or on proceeds received from the disposition of shares in the company, which tax cannot be eliminated by making distributions to Fund shareholders. However, a Fund may elect to treat a PFIC as a qualified electing fund ("QEF"), in which case a Fund will be required to include its share of the company's income and net capital gains annually, regardless of whether it receives any distribution from the company.

A Fund also may make an election to mark the gains (and to a limited extent losses) in such holdings “to the market” as though it had sold and repurchased its holdings in those PFICs on the last day of a Fund’s taxable year. Such gains and losses are treated as ordinary income and loss. The QEF and mark-to-market elections may accelerate the recognition of income (without the receipt of cash) and increase the amount required to be distributed for a Fund to avoid taxation. Making either of these elections, therefore, may require a Fund to liquidate other investments (including when it is not advantageous to do so) to meet its distribution requirement, which also may accelerate the recognition of gain and affect a Fund’s total return.

### **Foreign Currency Transactions**

A Fund’s transactions in foreign currencies, foreign currency-denominated debt securities and certain foreign currency options, futures contracts and forward contracts (and similar instruments) may give rise to ordinary income or loss to the extent such income or loss results from fluctuations in the value of the foreign currency concerned.

### **Foreign Taxation**

Income received by a Fund from sources within foreign countries may be subject to withholding and other taxes imposed by such countries. Tax treaties and conventions between certain countries and the U.S. may reduce or eliminate such taxes. If more than 50% of the value of a Fund’s total assets at the close of its taxable year consists of securities of foreign corporations, a Fund may be able to elect to “pass through” to a Fund’s shareholders the amount of eligible foreign income and similar taxes paid by a Fund. If this election is made, a shareholder generally subject to tax will be required to include in gross income (in addition to taxable dividends actually received) his or her pro rata share of the foreign taxes paid by a Fund, and may be entitled either to deduct (as an itemized deduction) his or her pro rata share of foreign taxes in computing his or her taxable income or to use it as a foreign tax credit against his or her U.S. federal income tax liability, subject to certain limitations. In particular, a shareholder must hold his or her shares (without protection from risk of loss) on the ex-dividend date and for at least 15 more days during the 30-day period surrounding the ex-dividend date to be eligible to claim a foreign tax credit with respect to a gain dividend. No deduction for foreign taxes may be claimed by a shareholder who does not itemize deductions. Each shareholder will be notified within 60 days after the close of a Fund’s taxable year whether the foreign taxes paid by a Fund will “pass through” for that year.

Generally, a credit for foreign taxes is subject to the limitation that it may not exceed the shareholder’s U.S. tax attributable to his or her total foreign source taxable income. For this purpose, if the pass-through election is made, the source of a Fund’s income will flow through to shareholders of a Fund. With respect to a Fund, gains from the sale of securities will be treated as derived from U.S. sources and certain currency fluctuation gains, including fluctuation gains from foreign currency-denominated debt securities, receivables and payables will be treated as ordinary income derived from U.S. sources. The limitation on the foreign tax credit is applied separately to foreign source passive income, and to certain other types of income. A shareholder may be unable to claim a credit for the full amount of his or her proportionate share of the foreign taxes paid by a Fund. The foreign tax credit can be used to offset only 90% of the revised alternative minimum tax imposed on corporations and individuals and foreign taxes generally are not deductible in computing alternative minimum taxable income.

### **Original Issue Discount and Pay-In-Kind Securities**

Current federal tax law requires the holder of a U.S. Treasury or other fixed income zero coupon security to accrue as income each year a portion of the discount at which the security was purchased, even though the holder receives no interest payment in cash on the security during the year. In addition, pay-in-kind securities will give rise to income, which is required to be distributed and is taxable even though a Fund holding the security receives no interest payment in cash on the security during the year.

Some of the debt securities (with a fixed maturity date of more than one year from the date of issuance) that may be acquired by a Fund may be treated as debt securities that are issued originally at a discount. Generally, the amount of the original issue discount (“OID”) is treated as interest income and is included in income over the term of the debt security, even though payment of that amount is not received until a later time, usually when the debt security matures. A portion of the OID includable in income with respect to certain high-yield corporate debt securities (including certain pay-in-kind securities) may be treated as a dividend for U.S. federal income tax purposes.

Some of the debt securities (with a fixed maturity date of more than one year from the date of issuance) that may be acquired by a Fund in the secondary market may be treated as having market discount. Generally, any gain recognized on the disposition of, and any partial payment of principal on, a debt security having market discount is treated as ordinary income to the extent the gain, or principal payment, does not exceed the “accrued market discount” on such debt security. Market discount generally accrues in equal daily installments. The Funds may make one or more of the elections applicable to debt securities having market discount, which could affect the character and timing of recognition of income.

Some debt securities (with a fixed maturity date of one year or less from the date of issuance) that may be acquired by a Fund may be treated as having acquisition discount, or OID in the case of certain types of debt securities. Generally, the Funds will be required to include the acquisition discount, or OID, in income over the term of the debt security, even though payment of that amount is not received until a later time, usually when the debt security matures. The Funds may make one or more of the elections applicable to debt securities having acquisition discount, or OID, which could affect the character and timing of recognition of income.

A Fund that holds the foregoing kinds of securities may be required to pay out as an income distribution each year an amount that is greater than the total amount of cash interest a Fund actually received. Such distributions may be made from the cash assets of a Fund or by liquidation of portfolio securities, if necessary (including when it is not advantageous to do so). A Fund may realize gains or losses from such liquidations. In the event a Fund realizes net capital gains from such transactions, its shareholders may receive a larger capital gain distribution, if any, than they would in the absence of such transactions.

Shareholders of a Fund may be subject to state and local taxes on distributions received from a Fund and on redemptions of the Shares.

A brief explanation of the form and character of the distribution accompany each distribution. In January of each year, the Funds issue to each shareholder a statement of the federal income tax status of all distributions.

Shareholders should consult their tax advisors about the application of federal, state and local and foreign tax law in light of their particular situation.

---

#### **INDEPENDENT REGISTERED PUBLIC ACCOUNTING FIRM**

---

Cohen & Company, Ltd., located at 1350 Euclid Ave., Suite 800, Cleveland, OH 44115, serves as the Funds’ independent registered public accounting firm for the current fiscal year. The firm provides services including (i) audit of annual financial statements, (ii) tax services for the Funds, and (ii) assistance and consultation in connection with SEC filings.

---

#### **LEGAL COUNSEL**

---

Thompson Hine LLP, 41 South High Street, Suite 1700, Columbus, Ohio 43215, serves as the Trust’s legal counsel.

## **FINANCIAL STATEMENTS**

---

The audited financial statements and related report of Cohen & Company, Ltd., the Funds' independent registered public accounting firm, contained in the Trust's Annual Report, are hereby incorporated by reference. A copy of the Trust's Annual Report may be obtained upon request and without charge by calling 1 (855) 772-8488 during normal business hours. No other portions of the Funds' Annual Report are incorporated herein by reference.

Because the Simplify Gold Strategy ETF had not commenced operations, no financial highlights are available for the Fund at this time.

---

## PROXY VOTING POLICY – APPENDIX A

---

### Policies and Procedures

Simplify Asset Management, Inc. (“SAMI” or the “Company”) has the authority to vote proxies with respect of securities in client accounts (“Client Securities”) over which the Company has voting discretion. In such cases, the Company will cast proxy votes in a manner that is consistent with the best interests of the Company’s clients. Where the Company undertakes proxy voting responsibilities on behalf of multiple clients, it shall consider whether it should have different voting policies for some or all of these different clients, depending on the investment strategy and objectives of each client. These proxy voting policies and procedures are designed to deal with the complexities which may arise in cases where the Company’s interests conflict or appear to conflict with the interests of its clients and to provide a copy of proxy voting and these procedures upon client request. SAMI will also make available the record of the Company’s votes promptly upon request.

Unless contractually obligated to vote in a certain manner, the Company will reach its voting decisions independently, after appropriate investigation. It does not generally intend to delegate its decision-making or to rely on the recommendations of any third party, although it may take such recommendations into consideration. Where the Company deviates from the guidelines listed below, or depends upon a third party to make the decision, the reasons shall be documented. SAMI may consult with such other experts, such as CPA’s, investment bankers, attorneys, etc., as it deems necessary to help reach informed decisions.

The CCO is responsible for monitoring the effectiveness of this policy.

SAMI generally will monitor proposed corporate actions and proxy issues regarding client securities and may take any of the following actions based on the best interests of its clients: (i) determine how to vote the proxies; (ii) abstain; or (iii) follow the recommendations of an independent proxy voting service in voting the proxies.

In general, the Company will determine how to vote proxies based on reasonable judgment of the vote most likely to produce favorable financial results for its clients. Proxy votes generally will be cast in favor of proposals that maintain or strengthen the shared interests of shareholders. Proxy votes generally will be cast against proposals having the opposite effect. The Company will always consider each side of each proxy issue.

### Non-Voting of Proxies

SAMI will generally not vote proxies in the following situations:

- Where the Company and client have agreed in advance to limit the conditions under which the Company would exercise voting authority;
  - Proxies are received for equity securities where, at the time of receipt, the Company’s position, across all clients that it advises, is less than, or equal to, 1% of the total outstanding voting equity (an “immaterial position”); or
  - Where the Company has determined that refraining is in the best interest of the client, such as when the cost to the client of voting the proxy is greater than the expected benefit of voting (e.g. voting a foreign security that is required to be made in person).
- Proxies are received for equity securities where, at the time of receipt, the Company’s clients no longer hold that position.

### Management Proposals

Absent good reason to the contrary, the Company will generally give substantial weight to management recommendations regarding voting. This is based on the view that management is usually in the best position to know which corporate actions are in the best interests of common shareholders as a whole.

SAMI will generally vote for routine matters proposed by issuer management, such as setting a time or place for an annual meeting, changing the name or fiscal year of the company, or voting for directors in favor of the management proposed slate. Other routine matters in which the Company will generally vote along with company management include: appointment of auditors; fees paid to board members; and change in the board structure. The Company will generally vote along with management as long as the proposal does not: i) measurably change the structure, management, control or operations of the company; ii) measurably change the terms of, or fees or expenses associated with, an investment in the company; and (iii) the proposal is consistent with customary industry standards and practices, as well as the laws of the state of incorporation applicable to the company. Routine matters may not necessitate the same level of analysis than non-routine matters.

**Non-Routine Matters**

Non-routine matters include such things as:

- Amendments to management incentive plans;
- The authorization of additional common or preferred stock;
- Initiation or termination of barriers to takeover or acquisition;
- Mergers or acquisitions;
- Changes in the state of incorporation;
- Corporate reorganizations;
- Term limits for board members; and
- “Contested” director slates.

In non-routine matters, the Company will attempt to be generally familiar with the questions at issue. Non-routine matters will be voted on a case-by-case basis given the complexity of many of these issues. When determining how to vote non-routine matters the Company shall conduct an issue-specific analysis, giving consideration to the potential effect on the value of a client’s investments, documentation of the analysis shall be maintained in the Company’s proxy voting files.

**Processing Proxy Votes**

The CCO will be responsible for determining whether each proxy is for a “routine” matter, as described above, and whether the policy and procedures set forth herein actually address the specific issue. For proxies that are not clearly “routine”, the Company, in conjunction with the CCO, will determine how to vote each such proxy by applying these policies and procedures. Upon making a decision, the proxy will be executed and returned for submission to the issuer. SAMI’s proxy voting record will be updated at the time the proxy is submitted.

An independent proxy voting advisory and research firm may be appointed as a “Proxy Service” for voting the Company’s proxies after approval by the CCO.

**Periodic Testing**

The Company shall evaluate compliance by periodically sampling the proxy votes it casts on behalf of its clients by sampling proxy votes that relate to proposals that are non-routine matters and require more issue-specific analysis (*e.g.*, mergers and acquisition transactions, dissolutions, conversions, or consolidations).

**Conflicts of Interest**

Conflicts of interest between the Company or a principal of the Company and the Company’s clients with respect to a proxy issue conceivably may arise, for example, from personal or professional relationships with an issuer or with the directors, candidates for director, or senior executives of an issuer.

Potential conflicts of interest between the Company and its clients may arise when the Company's relationships with an issuer or with a related third party actually conflict, or appear to conflict, with the best interests of the Company's clients.

If the issue is specifically addressed in these policies and procedures, the Company will vote in accordance with these policies. In a situation where the issue is not specifically addressed in these policies and procedures and an apparent or actual conflict exists, the Company shall either: i) delegate the voting decision to an independent third party; ii) inform clients of the conflict of interest and obtain advance consent of a majority of such clients for a particular voting decision; or iii) obtain approval of a voting decision from the Company's CCO, who will be responsible for documenting the rationale for the decision made and voted.

In all such cases, the Company will make disclosures to clients of all material conflicts and will keep documentation supporting its voting decisions.

If the CCO determines that a material conflict of interest exists, the following procedures shall be followed:

1. SAMI may disclose the existence and nature of the conflict to the client(s) owning the securities, and seek directions on how to vote the proxies;
2. SAMI may abstain from voting, particularly if there are conflicting client interests (for example, where client accounts hold different client securities in a competitive merger situation); or
3. SAMI may follow the recommendations of an independent proxy voting service in voting the proxies.

**Disclosure to Clients**

A summary of the Company's proxy voting policy will be included in the Company's Disclosure Brochure. The full text of the Company's proxy voting policy will be provided to clients upon request.

**Proxy Advisory Firm**

When the Company retains a proxy advisory firm to provide research, voting recommendations or voting execution services, the Company shall conduct reasonable oversight to ensure the proxy advisor's recommendations are consistent with the Company's proxy voting policies and in the best interest of the Company's clients and investors. The level of oversight may vary depending on (1) the scope of the investment adviser's voting authority, and (2) the type of functions and services that the investment adviser has retained the proxy advisory firm to perform.

**Periodic Advisory Firm Testing**

The Company shall periodically evaluate the proxy services provided by third party providers which should consider the services, recommendations made by the provider and how the provider voted, as applicable, and consider the steps enumerated below.

When conducting oversight of a proxy advisory firm, the Company should consider taking the following steps:

- whether the proxy advisory firm has the capacity and competency to adequately analyze the matters for which the investment adviser is responsible for voting including the adequacy and quality of the proxy advisory firm's staffing, personnel, and/or technology;
- the adequacy of disclosures the proxy advisory firm has provided regarding its methodologies in formulating voting recommendations, such that the Company can understand the factors underlying the proxy advisory firm's voting recommendations



- the effectiveness of the proxy advisory firm's policies and procedures for obtaining current and accurate information relevant to matters included in its research and on which it makes voting recommendations;
- the Company's access to the proxy advisory firm's sources of information and methodologies used in formulating voting recommendations or executing voting instructions;
- the nature of any third-party information sources that the proxy advisory firm uses as a basis for its voting recommendations;
- whether the proxy advisory firm has adequate policies and procedures to identify, disclose, and address actual and potential conflicts of interest.

**Class Action Lawsuits**

From time to time, securities held in the accounts of clients will be the subject of class action lawsuits. SAMI has no obligation to determine if securities held by the client are subject to a pending or resolved class action lawsuit. It also has no duty to evaluate a client's eligibility or to submit a claim to participate in the proceeds of a securities class action settlement or verdict. Furthermore, the Company has no obligation or responsibility to initiate litigation to recover damages on behalf of clients who may have been injured because of actions, misconduct, or negligence by corporate management of issuers whose securities are held by clients.

Where the Company receives written or electronic notice of a class action lawsuit, settlement, or verdict directly relating to a client account, it will forward all notices, proof of claim forms, and other materials, to the client. Electronic mail is acceptable where appropriate if the client has authorized contact in this manner.