

Simplify Gold Strategy ETF
(formerly Simplify Gold Strategy PLUS Income ETF)

Ticker Symbol (Exchange): YGLD (NYSE Arca, Inc.)

a series of Simplify Exchange Traded Funds

Supplement dated May 29, 2026, to the Prospectus and Summary Prospectus each dated November 1, 2025

Effective May 29, 2026, the Fund removed “PLUS Income” from its name and expanded the types of instruments it uses to capture gold-related returns.

The sections of prospectus and summary prospectus entitled “Principal Investment Strategies” are supplemented with the following.

Gold ETPs and Gold ETFs

The gold related instruments in which the Fund invests include exchange-traded products with direct exposure to gold (“Gold ETPs”) and exchange-traded funds with indirect exposure to gold primarily through gold futures, options, or other derivative instruments (“Gold ETFs”). Unlike Gold ETFs, Gold ETPs are not registered as investment companies under the Investment Company Act of 1940, as amended (the “1940 Act”). The adviser selects specific Gold ETPs and Gold ETFs that it believes offer sufficient liquidity and relatively low expenses. In general, the adviser selects the instrument or instruments it believes present the most economically efficient means to capture gold returns. The adviser may reallocate among instruments when one becomes more economically efficient.

The sections of prospectus and summary prospectus entitled “Principal Investment Risks” are supplemented with the following.

Underlying Fund Risk. ETFs and ETPs in which the Fund invests are subject to investment advisory and other expenses, which will be indirectly paid by the Fund. As a result, the cost of investing in the Fund will be higher than the cost of investing directly in the ETFs and ETPs and may be higher than other funds that invest directly in stocks and bonds. Each of the ETFs and ETPs is subject to its own gold-related specific risks, but the adviser expects the principal investments risks of such ETFs and ETPs will be similar to the risks of investing in the Fund. The Gold ETPs in which the Fund invests are not registered, nor are they required to be registered, as investment companies subject to the 1940 Act and, therefore, are not subject to the regulatory scheme of the 1940 Act.

The section of the prospectus entitled “Principal Investment Risks” is supplemented with the following.

Underlying Fund Risk. ETFs and ETPs in which the Fund invests are subject to investment advisory and other expenses, which will be indirectly paid by the Fund. As a result, the cost of investing in the Fund will be higher than the cost of investing directly in the ETFs and ETPs and may be higher than other funds that invest directly in stocks and bonds. Each of the ETFs and ETPs is subject to its own gold-related specific risks, but the adviser expects the principal investments risks of such ETFs and ETPs will be similar to the risks of investing in the Fund. The Gold ETPs in which the Fund invests are not registered, nor are they required to be registered, as investment companies subject to the 1940 Act and, therefore, are not subject to the regulatory scheme of the 1940 Act.

- *Gold ETF Risks.* The Gold ETFs do not invest directly in gold. Instead, the Gold ETFs obtain indirect exposure to gold by investing in gold futures, swaps, and/or options. The market for derivatives linked to gold may be less developed, and potentially less liquid and more volatile, than more established markets. The price for gold futures, swaps, and options is based on a number of factors, including the supply of and the demand for these derivatives. Market conditions and expectations, position limits, accountability levels, collateral requirements, availability of counterparties, and other factors each can impact the supply of and demand for these derivatives. Additionally, collateral requirements may require the Gold ETFs to liquidate their positions, potentially incurring losses and expenses, when it otherwise would not do so. Investing in derivatives like gold futures may be considered aggressive and may expose the Gold ETFs to significant risks. These risks include counterparty risk and liquidity risk.
-

- *Exchange Traded Product (ETP) Risk.* The Fund invests in Gold ETPs. Through its positions in Gold ETPs, the Fund generally will be subject to the risks associated with such vehicle's investments, including the possibility that the value of the securities or instruments held by a Gold ETP could decrease. The Gold ETPs in which the Fund invests are not registered, nor are they required to be registered, as investment companies subject to the 1940 Act and, therefore, are not subject to the regulatory scheme of the 1940 Act including: provisions preventing Gold ETP insiders from managing a Gold ETP to their benefit and to the detriment of shareholders; provisions preventing a Gold ETP from issuing securities having inequitable or discriminatory provisions; provisions preventing management by irresponsible persons; provisions preventing the use of unsound or misleading methods of computing Gold ETP earnings and asset value; provisions prohibiting suspension of redemptions (except under limited circumstances); provisions limiting fund leverage; provisions imposing a fiduciary duty on fund managers with respect to receipt of compensation for services; and provisions preventing changes in a Gold ETP's character without the consent of shareholders. When the Fund invests in a Gold ETP, in addition to directly bearing the expenses associated with its own operations, it also will bear a pro rata portion of the Gold ETP's expenses (including operating costs and management fees).

This Supplement provides relevant information for all shareholders and should be retained for future reference. The Fund's prospectus and summary prospectus have been filed with the Securities and Exchange Commission, are incorporated by reference, and can be obtained without charge by calling 1 (855) 772-8488.

Important Notice Regarding Change in Investment Objective

Simplify US Equity PLUS Upside Convexity ETF

SPUC

(a series Simplify Exchange Traded Funds)

Supplement dated May 4, 2026, to the Summary Prospectus, Prospectus, and Statement of Additional Information (“SAI”) dated November 1, 2025.

On or shortly after June 29, 2026, the Fund will refine its investment objective and strategy to provide greater focus on generating income and will be renamed as the Simplify US Equity Income ETF. The Fund’s investment objective will change from “seeks long-term capital appreciation” to “seeks to generate monthly income in a tax efficient manner with the potential for capital appreciation in rising equity markets.”

Additional information will be provided to shareholders once the changes are effective.

If you have questions or need assistance, please contact your financial advisor directly or the Fund at (855) 722-8488.

This Supplement and the Summary Prospectus, Prospectus, and Statement of Additional Information dated November 1, 2025, provide relevant information for all shareholders and should be retained for future reference. Both the Prospectus and the Statement of Additional Information have been filed with the Securities and Exchange Commission and are incorporated by reference and can be obtained without charge by calling the Fund at (855) 722-8488.

Simplify US Equity PLUS Upside Convexity ETF

Ticker Symbol: SPUC
Exchange: NYSEArca, Inc.

A series of Simplify Exchange Traded Funds

Supplement dated March 3, 2026, to the Prospectus dated November 1, 2025.

Beginning in April, the Fund will shift from making quarterly distributions of dividends from net investment income to monthly distributions. Any information to the contrary under the heading "DIVIDENDS, OTHER DISTRIBUTIONS AND TAXES" should be disregarded.

This Supplement provides relevant information for all shareholders and should be retained for future reference. The Fund's Prospectus dated November 1, 2025; and Statement of Additional Information dated November 1, 2025, and as supplemented January 6, 2026, and February 2, 2026, have been filed with the Securities and Exchange Commission, are incorporated by reference, and can be obtained without charge by calling 1 (855) 772-8488.

Simplify Barrier Income ETF (SBAR)
Simplify Target 15 Distribution ETF (XV)
Simplify Multi-QIS Alternative ETF (QIS)
Simplify MBS ETF (MTBA)
Simplify Bond Bull ETF (RFX)
Simplify Interest Rate Hedge ETF (PFI)
Simplify Intermediate Term Treasury Futures Strategy ETF (TYA)
Simplify Short Term Treasury Futures Strategy ETF (TUA)

Supplement dated November 14, 2025 to the Prospectus and Statement of Additional Information (“SAI”) each dated November 1, 2025

Effective immediately, the following changes are being made to the Prospectuses and SAI of the Simplify Barrier Income ETF, Simplify Target 15 Distribution ETF, and Simplify Multi-QIS Alternative ETF:

All references to Siddharth Sethi in the Prospectuses and SAI are deleted in their entirety.

The disclosure under the paragraph heading “Portfolio Managers” on page 15 of the Simplify Barrier Income ETF’s Prospectus and on page 127 of the Simplify Target 15 Distribution ETF’s Prospectus are replaced in their entirety with the following:

David Berns, PhD, Chief Investment Officer of the Adviser; Jeff Schwarte, Chief Equity Strategist of the Adviser; Christopher Chua, Portfolio Manager of the Adviser; and Emilio Freire, Portfolio Manager of the Adviser. Dr. Berns has served the Fund as a portfolio manager since it commenced operations in April 2025. Mr. Schwarte has served the Fund as a portfolio manager since October 2025. Messrs. Chua and Freire have each served the Fund as a portfolio manager since November 2025. Dr. Berns, Messrs. Schwarte, Chua, and Freire are jointly and primarily responsible for the management of the Fund.

The fourteenth sentence in the section entitled “PORTFOLIO MANAGERS” on page 43 of the SAI is revised as follows:

David Berns, Jeff Schwarte, Emilio Freire, and Christopher Chua serve as portfolio managers of Simplify Barrier Income ETF and Simplify Target 15 Distribution ETF.

The information pertaining to other accounts managed has not changed since November 1, 2025, and neither Emilio Freire nor Christopher Chua own shares of the Simplify Barrier Income ETF or Simplify Target 15 Distribution ETF.

Effective immediately, with respect to Simplify MBS ETF, Simplify Bond Bull ETF, Simplify Interest Rate Hedge ETF, Simplify Intermediate Term Treasury Futures Strategy ETF, and Simplify Short Term Treasury Futures Strategy ETF, all references to Harley Bassman in the Prospectuses and SAI are deleted in their entirety.

This Supplement dated November 14, 2025, provides relevant information for all shareholders and should be retained for future reference. Each Fund’s Prospectus and SAI have been filed with the Securities and Exchange Commission, are incorporated by reference, and can be obtained without charge by calling 1 (855) 772-8488.

Fund Name**Ticker Symbol (Exchange)**

Simplify Aggregate Bond ETF	AGGH (NYSE Arca, Inc.)
Simplify Barrier Income ETF	SBAR (NYSE Arca, Inc.)
Simplify Bitcoin Strategy PLUS Income ETF	MAXI (Nasdaq Stock Market LLC)
Simplify Bond Bull ETF	RFIX (NYSE Arca, Inc.)
Simplify China A Shares Plus Income ETF	CAS (NYSE Arca, Inc.)
Simplify Currency Strategy ETF	FOXY (NYSE Arca, Inc.)
Simplify Enhanced Income ETF	HIGH (NYSE Arca, Inc.)
Simplify Gold Strategy PLUS Income ETF	YGLD (NYSE Arca, Inc.)
Simplify Government Money Market ETF	SBIL (NYSE Arca, Inc.)
Simplify Health Care ETF	PINK (NYSE Arca, Inc.)
Simplify Hedged Equity ETF	HEQT (NYSE Arca, Inc.)
Simplify High Yield ETF	CDX (NYSE Arca, Inc.)
Simplify Interest Rate Hedge ETF	PFIX (NYSE Arca, Inc.)
Simplify Intermediate Term Treasury Futures Strategy ETF	TYA (CBOE BZX Exchange, Inc.)
Simplify MBS ETF	MTBA (NYSE Arca, Inc.)
Simplify Multi-QIS Alternative ETF	QIS (NYSE Arca, Inc.)
Simplify Next Intangible Core Index ETF	NXTI (CBOE BZX Exchange, Inc.)
Simplify Short Term Treasury Futures Strategy ETF	TUA (NYSE Arca, Inc.)
Simplify Target 15 Distribution ETF	XV (NYSE Arca, Inc.)
Simplify Treasury Option Income ETF	BUCK (NYSE Arca, Inc.)
Simplify US Equity PLUS Bitcoin Strategy ETF	SPBC (Nasdaq Stock Market LLC)
Simplify US Equity PLUS Convexity ETF	SPYC (NYSE Arca, Inc.)
Simplify US Equity PLUS Downside Convexity ETF	SPD (NYSE Arca, Inc.)
Simplify US Equity PLUS Upside Convexity ETF	SPUC (NYSE Arca, Inc.)
Simplify Volatility Premium ETF	SVOL (NYSE Arca, Inc.)

each a series of Simplify Exchange Traded Funds

PROSPECTUS**November 1, 2025**

www.simplify.us/etfs

phone: 1 (855) 772-8488

This Prospectus provides important information about the Funds that you should know before investing. Please read it carefully and keep it for future reference.

These securities have not been approved or disapproved by the Securities and Exchange Commission nor has the Securities and Exchange Commission passed upon the accuracy or adequacy of this Prospectus. Any representation to the contrary is a criminal offense.

Each Fund's shares are listed and traded on the respective Exchange listed above.

TABLE OF CONTENTS

<u>FUND SUMMARY – SIMPLIFY AGGREGATE BOND ETF</u>	1
<u>FUND SUMMARY – SIMPLIFY BARRIER INCOME ETF</u>	8
<u>FUND SUMMARY – SIMPLIFY BITCOIN STRATEGY PLUS INCOME ETF</u>	16
<u>FUND SUMMARY – SIMPLIFY BOND BULL ETF</u>	27
<u>FUND SUMMARY – SIMPLIFY CHINA A SHARES ETF</u>	33
<u>FUND SUMMARY – SIMPLIFY CURRENCY STRATEGY ETF</u>	40
<u>FUND SUMMARY – SIMPLIFY ENHANCED INCOME ETF</u>	45
<u>FUND SUMMARY – SIMPLIFY GOLD STRATEGY PLUS INCOME ETF</u>	51
<u>FUND SUMMARY – SIMPLIFY GOVERNMENT MONEY MARKET ETF</u>	57
<u>FUND SUMMARY – SIMPLIFY HEALTH CARE ETF</u>	63
<u>FUND SUMMARY – SIMPLIFY HEDGED EQUITY ETF</u>	69
<u>FUND SUMMARY – SIMPLIFY HIGH YIELD ETF</u>	75
<u>FUND SUMMARY – SIMPLIFY INTEREST RATE HEDGE ETF</u>	82
<u>FUND SUMMARY – SIMPLIFY INTERMEDIATE TERM TREASURY FUTURES STRATEGY ETF</u>	88
<u>FUND SUMMARY – SIMPLIFY MBS ETF</u>	94
<u>FUND SUMMARY – SIMPLIFY MULTI-QIS ALTERNATIVE ETF</u>	101
<u>FUND SUMMARY – SIMPLIFY NEXT INTANGIBLE CORE INDEX</u>	108
<u>FUND SUMMARY – SIMPLIFY SHORT TERM TREASURY FUTURES STRATEGY ETF</u>	114
<u>FUND SUMMARY – SIMPLIFY TARGET 15 DISTRIBUTION ETF</u>	120
<u>FUND SUMMARY – SIMPLIFY TREASURY OPTION INCOME ETF</u>	128
<u>FUND SUMMARY – SIMPLIFY US EQUITY PLUS BITCOIN STRATEGY ETF</u>	134
<u>FUND SUMMARY – SIMPLIFY US EQUITY PLUS CONVEXITY ETF</u>	142
<u>FUND SUMMARY – SIMPLIFY US EQUITY PLUS DOWNSIDE CONVEXITY ETF</u>	148
<u>FUND SUMMARY – SIMPLIFY US EQUITY PLUS UPSIDE CONVEXITY ETF</u>	154
<u>FUND SUMMARY – SIMPLIFY VOLATILITY PREMIUM ETF</u>	160
<u>ADDITIONAL INFORMATION ABOUT PRINCIPAL INVESTMENT STRATEGIES AND RELATED RISKS</u>	167
<u>Investment Objective</u>	167
<u>Principal Investment Strategies</u>	168
<u>Principal Investment Risks</u>	203
<u>Portfolio Holdings Disclosure</u>	241
<u>Cybersecurity</u>	242
<u>MANAGEMENT</u>	242
<u>Investment Adviser</u>	242
<u>Portfolio Managers</u>	244
<u>HOW SHARES ARE PRICED</u>	245
<u>HOW TO BUY AND SELL SHARES</u>	246
<u>FREQUENT PURCHASES AND REDEMPTIONS OF FUND SHARES</u>	248
<u>DISTRIBUTION AND SERVICE PLAN</u>	248
<u>DIVIDENDS, OTHER DISTRIBUTIONS AND TAXES</u>	248
<u>FUND SERVICE PROVIDERS</u>	250
<u>OTHER INFORMATION</u>	251
<u>FINANCIAL HIGHLIGHTS</u>	252

FUND SUMMARY – SIMPLIFY AGGREGATE BOND ETF (formerly, Simplify Aggregate Bond PLUS Credit Hedge ETF)

Investment Objective: Simplify Aggregate Bond ETF (the “Fund” or “AGGH”) seeks to maximize total return.

Fees and Expenses of the Fund: This table describes the fees and expenses that you may pay if you buy, sell, and hold shares of the Fund. **You may pay other fees, such as brokerage commissions and other fees to financial intermediaries on the purchase and sale of Fund shares, which are not reflected in the tables and examples below.**

Annual Fund Operating Expenses (expenses that you pay each year as a percentage of the value of your investment)	
Management Fees	0.50%
Distribution and Service (12b-1) Fees	0.00%
Acquired Fund Fees and Expenses ⁽¹⁾	0.05%
Total Annual Fund Operating Expenses	0.55%
Fee Waiver ⁽²⁾	(0.25)%
Total Annual Fund Operating Expenses After Fee Waiver	0.30%

- (1) Acquired Fund Fees and Expenses are the indirect costs of investing in other investment companies. The operating expenses in this fee table do not correlate to the expense ratio in the Fund’s financial highlights because the financial statements include only the direct operating expenses incurred by the Fund.
- (2) The Fund’s adviser has contractually agreed, through at least October 31, 2026, to waive its management fees to 0.25% of the Fund’s average daily net assets. This agreement may be terminated only by the Trust’s Board of Trustees on 60 days’ written notice to the Fund’s adviser.

Example: This Example is intended to help you compare the cost of investing in the Fund with the cost of investing in other funds.

The Example assumes that you invest \$10,000 in the Fund for the time periods indicated and then redeem all of your shares at the end of those periods. The Example also assumes that your investment has a 5% return each year and that the Fund’s operating expenses remain the same. The Example further assumes that the Fund’s fee waiver agreement will only be in place for the term specified above. Although your actual costs may be higher or lower, based upon these assumptions your costs would be:

1 Year	3 Years	5 Years	10 Years
\$31	\$151	\$282	\$665

Portfolio Turnover: The Fund pays transaction costs, such as commissions, when it buys and sells securities (or “turns over” its portfolio). A higher portfolio turnover rate may indicate higher transaction costs and may result in higher taxes when Fund shares are held in a taxable account. These costs, which are not reflected in annual fund operating expenses or in the Example, affect the Fund’s performance. During the most recent fiscal year, the Fund’s portfolio turnover rate was 299% of the average value of its portfolio.

Principal Investment Strategies: The Adviser seeks to achieve the Fund’s investment objective by investing in investment grade bonds primarily by purchasing exchange traded funds and applying derivative overlays intended to hedge risk or generate income.

Bond Strategy

The Fund has adopted a non-fundamental investment policy that, under normal circumstances, the Fund will invest at least 80% of its net assets (plus any borrowings for investment purposes) in U.S. investment grade bonds primarily by purchasing exchange traded funds (“ETFs”).

The Fund pursues its strategy primarily by purchasing ETFs that invest principally in the U.S. investment grade bonds of the U.S. government, corporate issuers, and mortgage-backed securities (“MBS”). However, the Fund invests without restriction as to the credit quality, maturity, or duration of an individual security. The Adviser does not frequently trade securities but seeks to maintain consistent exposure to such companies through its investments in ETFs. The Adviser determines which ETFs to purchase based on factors such as price, liquidity, and track record. The Adviser selects ETFs that are representative of an asset class (e.g., invests primarily in investment grade corporate bonds) and have a minimum five-year track record and adequate trading volume relative to the Fund’s size. The Adviser considers trading volume adequate if it can buy and sell an ETF in a desired quantity without materially affecting its price.

The underlying ETFs that the Fund will invest in may target bonds with different maturities, durations, and quality requirements in connection with their investment strategies. Duration is a measure of price sensitivity of a debt security or a portfolio of debt securities to relative changes in interest rates. For instance, a duration of “five years” means that a security’s or portfolio’s price would be expected to decrease by approximately 5% with a 1% increase in interest rates (assuming a parallel shift in yield curve). Maturity is the period during which its owner will receive interest payments on the investment. When the bond reaches maturity, the Fund is repaid its par, or face value. A bond’s quality is a reference to the grade given to a bond by a rating service that indicates its credit quality. The rating takes into consideration a bond issuer’s financial strength or its ability to pay a bond’s principal and interest in a timely fashion. For instance, a “AAA” high-grade rated bond offers more security and lower profit potential (lower yield) than a “B-” rated speculative bond.

Derivatives Overlay-Generally

In total, the Fund may invest up to 20% of the Fund’s portfolio in derivatives (measured by purchase price in the case of options or collateral pledged in the case of other derivatives). The Adviser anticipates purchasing and selling its derivatives on a monthly, quarterly, and annual basis, depending upon the Fund’s rebalancing requirements and expiration dates. However, the Adviser may rebalance the Fund’s derivative portfolio on a more frequent basis for a number of reasons such as when market volatility renders the protection provided by the derivative strategy ineffective or a derivative position has appreciated to the point that it is prudent to decrease the Fund’s exposure and realize gains for the Fund’s shareholders. Derivatives may be exchange-traded or over-the-counter (“OTC”); index-based or linked to a specific security. The Adviser selects derivatives based upon its evaluation of relative value based on expected hedging effectiveness, cost; and in the case of options, strike price (price that the option can be bought or sold by the option holder) and maturity (the last date the option contract is valid). The Adviser will exercise or close the options based typically on maturity. The Adviser may invest in affiliated money market ETFs to manage liquidity or to pledge as collateral for derivatives.

When the Fund purchases a call option, the Fund has the right, but not the obligation, to buy a stock or other asset at a specified price (strike price) within a specific time period. When the Fund purchases a put option, the Fund has the right, but not the obligation, to sell a stock or other asset at a specified price (strike price) within a specific time period. Futures contracts allow the buyer or seller to purchase or sell an asset at a future date. The Fund will invest in total return swaps that use investment grade or high yield debt instruments or investment grade or high yield indexes as reference assets and equity indexes or ETFs.

The Fund executes a portion of its derivatives overlay strategy indirectly by investing in a wholly-owned subsidiary. The Fund gains exposure to certain investments related to this strategy by investing up to 25% of its assets in a wholly-owned subsidiary of the Fund organized under the laws of the Cayman Islands (the “Subsidiary”). The Subsidiary is advised by the Adviser. Unlike the Fund, the Subsidiary is not an investment company registered under the Investment Company Act of 1940, as amended (the “1940 Act”). The Fund’s investment in the Subsidiary is intended to provide the Fund with exposure to certain derivatives in accordance with applicable tax rules and regulations.

Derivatives Overlay-Hedge Strategy

The Fund may invest up to 20% of the Fund's portfolio in derivatives to hedge against interest rate risk and credit risk. The Adviser uses long and short positions in futures, options, and swaps linked to equities, fixed income securities, volatility indices, commodities, and currencies to manage risk. When the Adviser believes interest rates will be rising in general, or within a sector, it will hedge primarily by initiating short positions in interest rate-related futures, swaps, and or options. When the Adviser believes credit risk will be increasing, it will hedge primarily by receiving protection through a credit default swap or a total return swap that uses investment grade or high yield debt instruments or investment grade or high yield index as the reference asset. However, when the Adviser believes a short-term opportunity for a more-effective hedge is available, it may also use derivatives linked to equities, volatility indices, commodities (i.e., gold and oil), and currencies to manage interest rate and credit risk. The Adviser closes derivative positions when it believes the related risk is no longer significant or to use a more efficient or cost-effective derivative.

Derivatives Overlay-Income Strategy

The Fund may invest up to 20% of the Fund's portfolio in derivatives to generate additional income. While derivative-based gains are considered capital gains under GAAP (generally accepted accounting principles) they are commonly described as income by securities market participants. When the Adviser believes a put or call option presents insignificant risk, the Fund will write put and or call options with the expectation that they will expire worthless. As an alternative, when the Adviser believes an option is not likely to expire worthless it may use put and call spreads. In a call option spread, the Fund sells (writes) an out of the money (above current market price) call option while also purchasing a call option that is further out of the money to partially offset the risk of the written option. In a put option spread, the Fund sells (writes) an out of money (below current market price) put option while also purchasing a put option that is further out of the money to partially offset the risk of the written option. The Adviser may also use a combination of derivatives and cash equivalents as a substitute for a bond ETF when it generates more income. The Adviser may also engage in reverse repurchase agreements and use the proceeds for investment purposes. Reverse repurchase agreements are contracts in which a seller of securities, for example, U.S. government securities, agrees to buy the securities back at a specified time and price. Reverse repurchase agreements are primarily used by the Fund as an indirect means of borrowing. When the Fund earns more on its additional investments than the interest cost related to the reverse repurchase agreement, it generates additional income.

Principal Investment Risks: *As with all funds, there is the risk that you could lose money through your investment in the Fund. Many factors affect the Fund's net asset value and price of shares and performance.*

The following describes the principal risks the Fund bears with respect to its investments. As with any fund, there is no guarantee that the Fund will achieve its goal.

Fixed Income Securities Risk. When the Fund invests in fixed income securities, the value of your investment in the Fund will fluctuate with changes in interest rates. Typically, a rise in interest rates causes a decline in the value of fixed income securities owned by the Fund. In general, the market price of fixed income securities with longer maturities will increase or decrease more in response to changes in interest rates than shorter-term securities. Other risk factors include credit risk (the debtor may default), extension risk (an issuer may exercise its right to repay principal on a fixed rate obligation held by the Fund later than expected), and prepayment risk (the debtor may pay its obligation early, reducing the amount of interest payments). These risks could affect the value of a particular investment by the Fund, possibly causing the Fund's share price and total return to be reduced and fluctuate more than other types of investments.

Active Management Risk. The Fund is subject to the risk that the investment management strategy may not produce the intended results and may negatively impact Fund performance. The adviser's overlay strategy will not fully protect the Fund from declines in the market.

Commodity and Currency Risk. Investments linked to commodities or currencies can be highly volatile compared to investments in traditional securities, and may experience large losses. The value of instruments linked to commodities or currencies may be affected by market movements, commodity or currency benchmarks (as the case may be), volatility, changes in interest rates, or factors affecting a particular industry, commodity or currency. For example, commodities may be affected by numerous factors, including drought, floods, fires, weather, livestock disease, pipeline ruptures or spills, embargoes, tariffs and international, economic, political or regulatory developments.

Derivatives Risk. The use of derivative instruments involves risks different from, or possibly greater than, the risks associated with investing directly in securities and other traditional investments. These risks include (i) the risk that the counterparty to a derivative transaction may not fulfil its contractual obligations; (ii) risk of mispricing or improper valuation; and (iii) the risk that changes in the value of the derivative may not correlate perfectly with the underlying asset, rate or index. Derivative prices are highly volatile and may fluctuate substantially during a short period of time. Such prices are influenced by numerous factors that affect the markets, including, but not limited to: changing supply and demand relationships; government programs and policies; national and international political and economic events, changes in interest rates, inflation and deflation and changes in supply and demand relationships. Trading derivative instruments involves risks different from, or possibly greater than, the risks associated with investing directly in securities.

Early Close/Trading Halt Risk. An exchange or market may close or issue trading halts on specific securities, or the ability to buy or sell certain securities or financial instruments may be restricted, which may prevent the Fund from buying or selling certain securities or financial instruments. In these circumstances, the Fund may be unable to rebalance its portfolio, may be unable to accurately price its investments and may incur substantial trading losses.

Equity Securities Risk. The net asset value of the Fund will fluctuate based on changes in the value of the equity securities that serve as reference assets to a total return swap held by the Fund. Equity prices can fall rapidly in response to developments affecting a specific company or industry, or to changing economic, political or market conditions.

ETF Structure Risks. The Fund is structured as an ETF and will invest in underlying ETFs. As a result, the Fund is subject to special risks, including:

- *Not Individually Redeemable.* The Fund's shares ("Shares") are not redeemable by retail investors and may be redeemed only by Authorized Participants at net asset value ("NAV") and only in Creation Units. A retail investor generally incurs brokerage costs when selling shares.
- *Trading Issues.* Trading in Shares on NYSE Arca, Inc. (the "Exchange") may be halted due to market conditions or for reasons that, in the view of the Exchange, make trading in Shares inadvisable, such as extraordinary market volatility. There can be no assurance that Shares will continue to meet the listing requirements of the Exchange which may result in the Shares being delisted. An active trading market for the Shares may not be developed or maintained. If the Shares are traded outside a collateralized settlement system, the number of financial institutions that can act as Authorized Participants that can post collateral on an agency basis is limited, which may limit the market for the Shares.
- *Market Price Variance Risk.* The market prices of Shares will fluctuate in response to changes in NAV and supply and demand for Shares and will include a "bid-ask spread" charged by the exchange specialists, market makers or other participants that trade the Shares. There may be times when the market price and the NAV vary significantly. This means that Shares may trade at a discount to NAV.
 - In times of market stress, market makers may step away from their role market making in the Shares and in executing trades, which can lead to differences between the market value of the Shares and the Fund's NAV.
 - The market price of the Shares may deviate from the Fund's NAV, particularly during times of market stress, with the result that investors may pay significantly more or significantly less for the Shares than the Fund's NAV, which is reflected in the bid and ask price for the Shares or in the closing price.
 - In stressed market conditions, the market for the Shares may become less liquid in response to the deteriorating liquidity of the Fund's portfolio. This adverse effect on the liquidity of the Shares may, in turn, lead to differences between the market value of the Shares and the Fund's NAV.

- *Authorized Participant Risk.* Only an Authorized Participant may engage in creation or redemption transactions directly with the Fund. The Fund has a limited number of institutions that may act as an Authorized Participant on an agency basis (i.e., on behalf of other market participants). To the extent that Authorized Participants exit the business or are unable to proceed with creation or redemption orders with respect to the Fund and no other Authorized Participant is able to step forward to create or redeem Creation Units, Fund shares may be more likely to trade at a premium or discount to net asset value and possibly face trading halts or delisting. Authorized Participant concentration risk may be heightened for securities or instruments that have lower trading volumes.

Futures Risk. The Fund's use of futures involves risks different from, or possibly greater than, the risks associated with investing directly in securities and other traditional investments. These risks include (i) leverage risk (ii) risk of mispricing or improper valuation; and (iii) the risk that changes in the value of the futures contract may not correlate perfectly with the underlying index.

High Yield Risk. The Fund may invest in high yield bonds also known as "junk bonds". High yield securities and unrated securities of similar credit quality are subject to greater levels of credit, call and liquidity risks. High yield securities are considered primarily speculative with respect to the issuer's continuing ability to make principal and interest payments, and may be more volatile than higher-rated securities of similar maturity.

Large Capitalization Risk. Large-capitalization companies may be less able than smaller capitalization companies to adapt to changing market conditions. Large-capitalization companies may be more mature and subject to more limited growth potential compared with smaller capitalization companies. During different market cycles, the performance of large capitalization companies has trailed the overall performance of the broader securities markets.

Leverage Risk. The use of leverage by the Fund, such as the use of options, will cause the Fund to incur additional expenses and magnify the Fund's gains or losses. The Fund may borrow for investment purposes indirectly using reverse repurchase agreements. The cost of borrowing may reduce the Fund's return, increases the risk of loss and may increase the volatility of the Fund.

Market and Geopolitical Risk. The increasing interconnectivity between global economies and financial markets increases the likelihood that events or conditions in one region or financial market may adversely impact issuers in a different country, region or financial market. Securities in the Fund's portfolios may underperform due to inflation (or expectations for inflation), interest rates, global demand for particular products or resources, climate change or climate related events, natural disasters, pandemics, epidemics, terrorism, international conflicts, regulatory events and governmental or quasi-governmental actions. The occurrence of global events similar to those in recent years may result in market volatility and may have long term effects on both the U.S. and global financial markets.

Mortgage-Related Risks. MBS represent interests in "pools" of mortgages and often involve risks that are different from or possibly more acute than risks associated with other types of debt instruments. Generally, rising interest rates tend to extend the duration of fixed rate mortgage-related securities, making them more sensitive to changes in interest rates. As a result, in a period of rising interest rates, the Fund may exhibit additional volatility since individual mortgage holders are less likely to exercise prepayment options, thereby putting additional downward pressure on the value of these securities and potentially causing the Fund to lose money. When interest rates decline, borrowers may pay off their mortgages sooner than expected. This can reduce the returns of a Fund because the Fund may have to reinvest that money at the lower prevailing interest rates.

Option Risk. As the buyer of put and call options, the Fund risks losing the entire premium invested in the option if the Fund does not exercise the option.

Over-the-Counter Market Risk. Securities and options traded in over-the-counter markets may trade less frequently and in limited volumes and thus exhibit more volatility and liquidity risk, and the prices paid by the Fund in over-the-counter transactions may include an undisclosed dealer markup. The Fund is also exposed to default by the over-the-counter option writer who may be unwilling or unable to perform its contractual obligations to the Fund.

Subsidiary Investment Risk. Changes in the laws of the United States and/or the Cayman Islands, under which the Fund and the Subsidiary are organized, respectively, could result in the inability of the Fund to operate as intended and could negatively affect the Fund and its shareholders. The Subsidiary is not registered under the 1940 Act and is not subject to all the investor protections of the 1940 Act. Thus, the Fund, as an investor in the Subsidiary, will not have all the protections offered to investors in registered investment companies.

Swap Risk. Swaps are subject to tracking risk because they may not be perfect substitutes for the instruments they are intended to hedge or replace. Over the counter swaps are subject to counterparty default. Leverage inherent in derivatives will tend to magnify the Fund's losses.

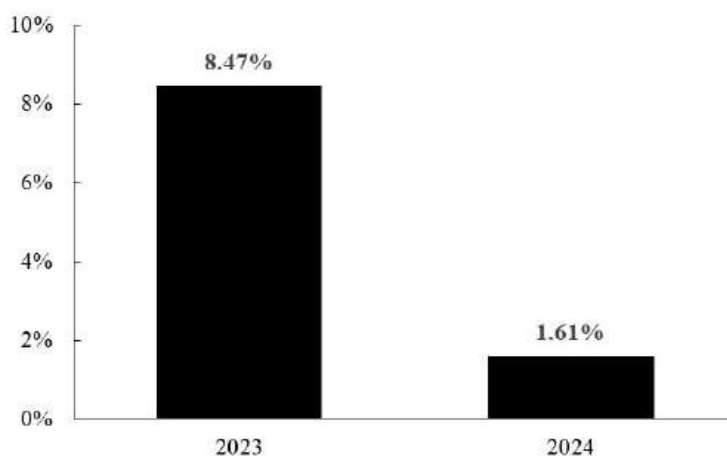
Turnover Rate Risk. The Fund may have portfolio turnover rates significantly in excess of 100%. Increased Portfolio Turnover causes the Fund to incur higher brokerage costs, which may adversely affect the Fund's performance and may produce increased taxable distributions.

U.S. Treasury Market Risk. The U.S. Treasury market can be volatile, and the value of instruments correlated with these markets may fluctuate dramatically from day to day. U.S. Treasury obligations may provide relatively lower returns than those of other securities. Similar to other debt instruments, U.S. Treasury obligations are subject to debt instrument risk and interest rate risk. In addition, changes to the financial condition or credit rating of the U.S. Government may cause the value of U.S. Treasury obligations to decline.

Underlying Fund Risk. ETFs in which the Fund invests are subject to investment advisory and other expenses, which will be indirectly paid by the Fund. As a result, the cost of investing in the Fund will be higher than the cost of investing directly in the ETFs and may be higher than other funds that invest directly in stocks and bonds. Each of the ETFs is subject to its own specific risks, but the adviser expects the principal investments risks of such ETFs will be similar to the risks of investing in the Fund.

Affiliated Money Market ETF Conflict of Interest Risk. Because the Fund may invest in an affiliated ETF, the Adviser is subject to conflicts of interest in allocating the Fund's assets to the affiliated ETF. The Adviser will receive more revenue to the extent it selects an affiliated ETF rather than an unaffiliated ETF for inclusion in the Fund's portfolio.

Performance: The following performance information provides some indication of the risks of investing in the Fund. The bar chart shows changes in the Fund's performance from year to year. The table shows how the Fund's average annual total returns compare to those of a broad-based securities market index. The Fund's past performance (before and after taxes) is not necessarily an indication of how the Fund will perform in the future. Updated performance information is available at no cost by visiting www.simplify.us/etfs or by calling 1 (855) 772-8488.



During the periods shown in the bar chart above, the Fund's highest quarterly return was 6.29% (quarter ended September 30, 2024) and the Fund's lowest quarterly return was -3.40% (quarter ended December 31, 2024). The calendar year-to-date total return of the Fund as of September 30, 2025 was 6.85%.

Average Annual Total Returns for the Periods Ended December 31, 2024

	1 Year	Since Inception (2/14/22)
Return Before Taxes	1.61%	0.20%
Return After Taxes on Distributions	-1.94%	-2.64%
Return After Taxes on Distributions and Sale of Fund Shares	0.92%	-1.05%
Bloomberg U.S. Aggregate Bond Index (reflects no deduction for fees, expenses or taxes)	6.19%	1.18%

After-tax returns are calculated using the historical highest individual federal marginal income tax rates during the period covered by the table above and do not reflect the impact of state and local taxes. Actual after-tax returns depend on an investor's tax situation and may differ from those shown. After-tax returns shown are not relevant to investors who hold shares through tax-advantaged arrangements, such as 401(k) plans or individual retirement accounts.

Investment Adviser: Simplify Asset Management Inc. (the "Adviser").

Portfolio Managers: David Berns, Chief Investment Officer of the Adviser; Shailesh Gupta, Portfolio Manager and Head of Trading for the Adviser; and Jason England, Portfolio Manager of the Adviser serve as portfolio managers for the Fund. Dr. Berns has served the Fund as a portfolio manager since it commenced operations in February 2022. Mr. Gupta has served the Fund as a portfolio manager since August 2023. Mr. England has served the Fund as a portfolio manager since November 2024. Dr. Berns, Mr. Gupta, and Mr. England are jointly and primarily responsible for the management of the Fund.

Purchase and Sale of Fund Shares: The Fund will issue and redeem Shares at NAV only in large blocks of 25,000 Shares (each block of Shares is called a "Creation Unit"). Creation Units are issued and redeemed primarily in-kind for securities but may include cash. Individual Shares may only be purchased and sold in secondary market transactions through brokers. Except when aggregated in Creation Units in transactions with Authorized Participants, the Shares are not redeemable securities of the Fund.

Shares of the Fund are listed for trading on the Exchange and trade at market prices rather than NAV. Shares of the Fund may trade at a price that is greater than, at, or less than NAV. An investor may incur costs attributable to the difference between the highest price a buyer is willing to pay to purchase shares of the Fund (bid) and the lowest price a seller is willing to accept for shares of the Fund (ask) when buying or selling shares in the secondary market. Recent information on the Fund's NAV, market price, premiums and discounts, and bid-ask spreads is available at www.simplify.us/etfs.

Tax Information: The Fund's distributions generally will be taxable as ordinary income or long-term capital gains. A sale of Shares may result in capital gain or loss.

Payments to Broker-Dealers and Other Financial Intermediaries: If you purchase the Fund through a broker-dealer or other financial intermediary (such as a bank), the Fund and its related companies may pay the intermediary for the sale of Fund shares and related services. These payments may create a conflict of interest by influencing the broker-dealer or other intermediary and your salesperson to recommend the Fund over another investment. Ask your salesperson or visit your financial intermediary's website for more information.

FUND SUMMARY – SIMPLIFY BARRIER INCOME ETF

Investment Objective: The Simplify Barrier Income ETF (the “Fund” or “SBAR”) seeks to provide monthly income.

Fees and Expenses of the Fund: This table describes the fees and expenses that you may pay if you buy, sell, and hold Shares of the Fund. **You may pay other fees, such as brokerage commissions and other fees to financial intermediaries, which are not reflected in the table or examples below.**

Annual Fund Operating Expenses (expenses that you pay each year as a percentage of the value of your investment)	
Management Fees	0.75%
Distribution and Service (12b-1) Fees	0.00%
Other Expenses ⁽¹⁾	0.00%
Total Annual Fund Operating Expenses	0.75%

(1) Other Expenses are estimated for the Fund’s initial fiscal year.

Example: This Example is intended to help you compare the cost of investing in the Fund with the cost of investing in other mutual funds.

The Example assumes that you invest \$10,000 in the Fund for the time periods indicated and then redeem all of your Shares at the end of those periods. The Example also assumes that your investment has a 5% return each year and that the Fund’s operating expenses remain the same. Although your actual costs may be higher or lower, based upon these assumptions your costs would be:

1 Year	3 Years	5 Years	10 Years
\$77	\$240	\$417	\$930

Portfolio Turnover: The Fund pays transaction costs, such as commissions, when it buys and sells securities (or “turns over” its portfolio). A higher portfolio turnover rate may indicate higher transaction costs and may result in higher taxes when Fund Shares are held in a taxable account. These costs, which are not reflected in annual fund operating expenses or in the Example, affect the Fund’s performance. During the period April 14, 2025 (commencement of operations) through June 30, 2025, the Fund’s portfolio turnover rate was 0% of the average value of its portfolio.

Principal Investment Strategies: The Fund is an actively managed exchange-traded fund (“ETF”). The Fund’s investment adviser seeks to fulfill the Fund’s investment objective by using two income strategies: (1) an interest income strategy and (2) an income generating option spread strategy. Barrier in the Fund’s name refers to the Fund’s out-of-the-money barrier put spread strategies. An out-of-the-money put option has a strike price below the current price of the reference asset.

Due to the unique mechanics of the Fund’s strategy, the return an investor can expect to receive from an investment in the Fund has characteristics that are distinct from many other investment vehicles. It is important that an investor understand the characteristics of the Fund before making an investment in the Fund. The Fund differs from other funds that utilize a defined outcome investment strategy. The Fund does not provide a barrier against losses that serves to provide for a maximum amount of potential losses. As a result, an investor can lose its entire investment prior to consideration of any distribution payments.

Interest Income Strategy

The Fund invests primarily in interest income producing U.S. Government securities, such as bills, notes and bonds issued by the U.S. Treasury and fixed income ETFs that invest primarily in U.S. Government securities. The Fund targets an average securities portfolio duration of two years or less but does not restrict individual security maturity. Duration is a measure of the price sensitivity of a debt instrument when interest rates change. For example, if a note has a duration of 1 year, a 1% rise in rates would result in a 1% decline in price. The adviser selects securities to maximize portfolio yield within the current duration target and the adviser sells securities primarily to adjust portfolio duration.

Income Generating Option Spread Strategy

To generate additional income, the Fund employs an option spread writing strategy on equity ETFs and equity indexes that are representative of major equity market sectors: (i) large capitalization stocks, (ii) domestic and international nonfinancial stocks, and (iii) small capitalization stocks. Written options are partially hedged because the Fund owns a partially offsetting option to reduce a portion of the Fund's risk. The adviser selects equity indexes and equity ETFs holding stocks of any market capitalization. The adviser focuses on indexes that are representative of major equity market sectors described above and index-based domestically-traded ETFs linked to those indexes. The Fund's adviser anticipates focusing on using three ETFs that are representative of major equity market sectors, large capitalization stocks, domestic and international nonfinancial stocks, and small capitalization stocks as represented by: (1) SPDR[®] S&P 500[®] ETF Trust ("SPY"), (2) Invesco QQQ TrustSM, Series 1 ("QQQ"), and (3) iShares[®] Russell 2000 ETF ("IWM"), respectively. However, with notice to shareholders, other major equity market sectors, as represented by indexes or ETFs may be used if they offer higher returns.

Option spread writing is intended to generate income for the Fund by capturing written put option premiums that are larger than the cost of purchasing a partially offsetting put option. In a put option spread, the Fund writes an at-the-money or out-of-the-money (below current market price) put option while also purchasing a further out-of-the-money put option. For example, in general conceptual terms, if the Fund received \$7 for writing a one-year put option with a strike price of \$100 when the reference asset was at \$100; while simultaneously investing \$5 in one-year put option with a strike price of \$95, it would have a potential income gain of \$2 if both options expired worthless. The \$2 gain is the difference between the premium received and premium spent. In this example, the options will expire worthless if the reference asset is at \$100 or higher at the end of one year. However, if the reference assets price is lower than \$100 at the end of one year the Fund may suffer losses and generate no income. Specifically, if the reference asset price at the end of one year was \$95 or lower the Fund would suffer a net loss of \$3 (\$5 net loss on the combination of the written option and the purchased option that is partially offset by the net \$2 premium received).

The adviser executes the option strategy primarily through over-the-counter options, swap contracts and forward contracts, but may also use listed options. Swaps and forwards are used to produce option-like outcomes when they are more economically efficient than options. The adviser focuses the Fund's portfolio on options with a one-year maturity. However, because the size of the Fund, index price levels, and ETF prices will change over time, the Fund's option portfolio will have multiple maturities and dollar strike prices. The adviser replaces maturing options and may adjust positions following a large (over 10%) price swing in an option's reference asset price. The adviser has no set rebalancing or resetting cycle for the Fund's portfolio but will make an adjustment to produce higher expected returns.

The following describes the spread option strategies employed, whether directly through options or through options imbedded in a swap contract or forward contract. The Fund anticipates investing primarily under the "Worst of Three" Barrier Put Spread Sub-Strategy described below, but will increase allocations to the Barrier Put Spread Sub-Strategy and General Put Spread Sub-Strategy to attempt to achieve higher returns, as market conditions dictate. The adviser may not be successful in implementing any of the spread strategies.

Barrier Put Spread Sub-Strategy

In a barrier put spread strategy the Fund seeks to provide an investment “barrier” – an investment strategy whereby a payoff depends upon whether a reference asset has breached a predetermined performance level of a 30% loss. For an outcome period for a particular spread, the Fund establishes a 30% barrier against losses that is based upon the performance of a reference asset over the duration of the outcome period. The Fund is not expected to experience losses, on a specific barrier spread, over the course of an outcome period if the market value of the reference asset decreases by the barrier amount of 30% or less. Barrier option spreads do not provide a portfolio-wide level of downside protection. If at the conclusion of an outcome period, the reference asset losses have breached the barrier, the Fund will experience losses. Generally, losses will be to the full extent of the reference asset on a one-to-one basis. The adviser may not be successful in implementing a barrier spread strategy.

The Barrier: Fund shareholders are subject to all of the losses experienced by the reference asset, such as an index or index-representative ETF (“RA”); however, for a specific barrier put spread, the Fund provides a barrier such that investors will only experience losses if the RA experiences losses that exceed the barrier at the end of a selected outcome period. A specific barrier is set at a level such that investors are not expected to experience losses against the first 30% of RA losses over the course of a selected outcome period, to the extent RA decreases in value by 30% or less. Barrier option spreads do not provide a portfolio-wide level of downside protection. The barrier is provided irrespective of the Fund’s annual management fee, transaction fees and any extraordinary expenses incurred by the Fund, however any losses that an investor experiences in relation to the barrier will be reduced by the Fund’s annual management of 0.75% and further reduced by any shareholder transaction fees and any extraordinary expenses incurred by the Fund. The Fund’s barrier strategy, for a specific barrier put spread, is designed to produce outcomes upon the expiration of its barrier-related options investments on the last day of a selected outcome period and it therefore should not be expected that the barrier will be provided at any point prior to the last day of a selected outcome period. There is theoretically no limit on losses the Fund could experience, and an investor may lose all of its investment. An investment in the Fund is only appropriate for shareholders willing to bear those losses.

The structure of the Fund’s barrier-related options is such that, for a specific barrier put spread, if at the conclusion of a selected outcome period, RA losses have breached the barrier, the Fund will begin to experience losses starting at the barrier. The Fund will experience one of two loss profiles: “Initial Breach Losses” or “Full Breach Losses”. As further described below, for a specific barrier put spread, the operation of the Fund’s barrier-related options is such that, at the end of a selected outcome period, if RA losses measured over an outcome period exceed the barrier (in this example, 30%) but are less than 31%, the Fund will experience, prior to the payment of any distributions, accelerated losses from 0% to 31%. If, for a specific barrier put spread, at the end of a selected outcome period, RA losses measured over an outcome period exceed 31%, the Fund will experience, prior to the payment of any distributions, one-to-one losses of RA.

- *Initial Breach Losses.* For a specific barrier put spread, Initial Breach Losses occur when RA has exceeded the barrier, but by an amount less than or equal to 31%. Initial Breach Losses occur as a result of the combination of the Fund’s put option spreads as well as a sold put option contract. Specifically, in this example the Fund invests in a package of 30 put option spreads that provide losses of up to 1% for each spread while simultaneously selling a put option that provides one-to-one downside exposure starting at -30% of RA. If, for a specific barrier put spread, RA losses exceed the barrier, but by an amount less than or equal to 32%, the Fund will experience the below losses over an outcome period:

Example Outcome Period Initial and Full Breach Losses Profile

SPY Losses	Put Spread Losses	Put Losses	Contribution to Fund Performance
-30.00%	0.00%	0.00%	0.00%
-30.25%	-7.50%	-0.25%	-7.25%
-30.50%	-15.00%	-0.50%	-15.50%
-30.75%	-22.50%	-0.75%	-23.25%
-31.00%	-30.00%	-1.00%	-31.00%
-32.00%	-30.00%	-2.00%	-32.00%

- Full Breach Losses.** For a specific barrier put spread, Full Breach Losses occur after RA losses are equal to or exceed 31%. Full Breach Losses are a result of the Fund's barrier-related options and expose the Fund to the extent of RA losses on a one-to-one basis over the course of a selected outcome period. As shown in the table above, for a specific barrier put spread, if RA's loss has exceeded 31%, the Fund's put spread options will produce a loss of 30% and the Fund's naked put option will produce the remaining loss such that losses, in combination, will equal the losses of RA. There is no limit on losses the Fund can experience, and an investor may lose nearly its entire investment.

"Worst of Three" Barrier Put Spread Sub-Strategy

This sub-strategy is the focus of the Fund's option writing strategy. A "worst of" barrier put spread strategy is designed to produce the same return outcome profile as a barrier strategy, but rather than use a single reference asset, three reference assets are used. This type of option that binds up three reference assets is complex and is sometimes referred to as a compound option (i.e. an option on more than one reference asset). The adviser expects to execute this aspect of the strategy through an over-the-counter option or as embedded in a swap. However, "worst of" barrier option spreads do not provide a portfolio-wide level of downside protection. Here, for a specific barrier put spread, the predetermined performance level of 30% is measured against the worst performing of the reference assets over an outcome period. The adviser may not be successful in implementing a "worst of" barrier spread strategy.

General Put Spread Sub-Strategy

When the adviser believes non-barrier option writing is compelling, it may employ other put spread strategies. In a put option spread, the Fund writes an at-the-money or out-of-the-money (below current market price) put option while also purchasing a further out-of-the-money put option. However, option spreads do not provide a portfolio-wide level of downside protection. The adviser may not be successful in implementing a general spread strategy.

Generally, the adviser writes options (whether direct or through options imbedded in a swap contract or forward contract) that it expects to expire worthless. Additionally, while the adviser expects options to be held to expiration, it may adjust positions following a large (over 10%) price swing in an option's reference asset price.

A put option gives the owner the right, but not the obligation, to sell a reference asset at a specified price (strike price) within, or at the end of, a specific time period. An at-the-money put option has a strike price equal to the current price of the reference asset. An out-of-the-money put option has a strike price below the current price of the reference asset. By selling put options in return for the receipt of premiums (the purchase price of an option), the adviser attempts to increase Fund income as the passage of time decreases the value of the written options. For example, if a written option expires worthless, the entire premium received is income to the Fund. While derivative-based gains are considered capital gains under GAAP (generally accepted accounting principles) they are commonly described as income by securities market participants. The Fund has adopted the market convention of describing option premium as income. The option writing strategy is a form of leveraged investing. The adviser primarily considers options, swaps and forwards with up to two years to maturity. However, the adviser anticipates concentrating on options (whether direct or imbedded in a swap or forward) with shorter maturities because the option value erodes faster than with long-term options. For example, the option premium received by the Fund for writing a sequence of one-year options would be larger than the option premium received by the Fund for writing a single two-year option.

When writing options or entering into swap and forward contracts, the Fund is required to post collateral to assure its performance to the counterparty. The Fund will hold cash and cash-like instruments or high-quality short term fixed income securities (collectively, "Collateral"). The Collateral may consist of (1) U.S. Government securities, such as bills, notes and bonds issued by the U.S. Treasury; (2) money market funds (including affiliated money market ETFs); (3) fixed income ETFs; and/or (4) corporate debt securities, such as commercial paper and other short-term unsecured promissory notes issued by companies that are rated investment grade or of comparable quality. The adviser considers an unrated security to be of comparable quality to a security rated investment grade if it believes it has a similar low risk of default.

The Fund is classified as a "non-diversified" investment company under the Investment Company Act of 1940, as amended, which means that the Fund may invest a higher percentage of its assets in a fewer number of issuers than is permissible for a "diversified" fund.

Principal Investment Risks: *As with all funds, there is the risk that you could lose money through your investment in the Fund. Many factors affect the Fund's NAV and price of Shares and performance.*

The following describes the principal risks the Fund bears with respect to its investments. As with any fund, there is no guarantee that the Fund will achieve its goal.

Active Management Risk. The Fund is subject to the risk that the investment management strategy may not produce the intended results and may negatively impact Fund performance.

Equity Securities Risk. Equity securities are susceptible to general stock market fluctuations and to volatile increases and decreases in value. The equity securities linked to options held or written by the Fund may experience sudden, unpredictable drops in value or long periods of decline in value.

Market and Geopolitical Risk. The increasing interconnectivity between global economies and financial markets increases the likelihood that events or conditions in one region or financial market may adversely impact issuers in a different country, region or financial market. Securities in the Fund's portfolio may underperform due to inflation (or expectations for inflation), interest rates, global demand for particular products or resources, natural disasters, pandemics, epidemics, terrorism, regulatory events and governmental or quasi-governmental actions. The occurrence of global events similar to those in recent years may result in market volatility and may have long term effects on both the U.S. and global financial markets.

Derivatives Risk. The use of derivative instruments involves risks different from, or possibly greater than, the risks associated with investing directly in securities and other traditional investments. These risks include (i) the risk that the counterparty to a derivative transaction may not fulfill its contractual obligations; (ii) risk of mispricing or improper valuation; and (iii) the risk that changes in the value of the derivative may not correlate perfectly with the underlying asset, rate or index. Derivative prices are highly volatile and may fluctuate substantially during a short period of time. Such prices are influenced by numerous factors that affect the markets, including, but not limited to: changing supply and demand relationships; government programs and policies; national and international political and economic events, changes in interest rates, inflation and deflation and changes in supply and demand relationships. Trading derivative instruments involves risks different from, or possibly greater than, the risks associated with investing directly in securities.

Option Risk. As the buyer of a put option, the Fund risks losing the entire premium invested in the option if the Fund does not exercise the option. Spread writing exposes the Fund to losses up to the amount between strike prices of the purchased option and the written option. Barrier put spread writing exposes the Fund to sudden and significant losses if the barrier is breached. This risk is amplified in a “worst of” put spread strategy because one of the reference assets may significantly underperform the others.

Swaps Risk. Swaps are subject to tracking risk because they may not be perfect substitutes for the instruments they are intended to hedge or replace. Over the counter swaps are subject to counterparty default. Leverage inherent in derivatives will tend to magnify the Fund’s losses.

Forward Contract Risk. A decision as to whether, when, and how to use forward contracts involves the exercise of skill and judgment and even a well-conceived forward contract transaction may be unsuccessful because of market behavior or unexpected events. The primary risks associated with the use of forward contracts, which may adversely affect the Fund are possible lack of a liquid secondary market and the possibility that the counterparty will default.

Counterparty Risk. Counterparty risk is the risk that a counterparty to a financial instrument held by the Fund or by a special purpose or structured vehicle invested in by the Fund may become insolvent or otherwise fail to perform its obligations, and the Fund may obtain no or limited recovery of its investment, and any recovery may be significantly delayed.

Leverage Risk. The use of leverage by the Fund, such as through the use of options, will cause the Fund to incur additional expenses and magnify the Fund’s gains or losses.

Limited History Risk. The Fund is a new ETF and has a limited history of operations for investors to evaluate.

Over-the-Counter Market Risk. Securities and options traded in over-the-counter markets may trade less frequently and in limited volumes and thus exhibit more volatility and liquidity risk, and the prices paid by the Fund in over-the-counter transactions may include an undisclosed dealer markup. The Fund is also exposed to default by the over-the-counter option writer who may be unwilling or unable to perform its contractual obligations to the Fund.

Small and Medium Capitalization Risk. The Fund is indirectly exposed to small and medium capitalization companies through its option spread strategies. The earnings and prospects of small and medium sized companies are more volatile than larger companies and may experience higher failure rates than larger companies. Small and medium sized companies normally have a lower trading volume than larger companies, which may tend to make their market price fall more disproportionately than larger companies in response to selling pressures and may have limited markets, product lines, or financial resources and lack management experience.

Large Capitalization Companies Risk. The Fund is indirectly exposed to large capitalization companies through its option spread strategies. Large capitalization companies may grow at a slower rate and be less able to adapt to changing market conditions than smaller capitalization companies. Thus, the return on investment in securities of large capitalization companies may be less than the return on investment in securities of small and/or mid capitalization companies. The performance of large capitalization companies also tends to trail the overall market during different market cycles.

Non-Diversified Fund Risk. Because the Fund is non-diversified and may invest a greater portion of its assets in fewer issuers than a diversified fund, changes in the market value of a single portfolio holding could cause greater fluctuations in the Fund's share price than would occur in a diversified fund.

Fixed Income Securities Risk. The value of your investment in the Fund will fluctuate with changes in interest rates. Typically, a rise in interest rates causes a decline in the value of fixed income securities owned by the Fund. In general, the market price of fixed income securities with longer maturities will increase or decrease more in response to changes in interest rates than shorter-term securities. Other risk factors include credit risk (the debtor may default), extension risk (an issuer may exercise its right to repay principal on a fixed rate obligation held by the Fund later than expected), and prepayment risk (the debtor may pay its obligation early, reducing the amount of interest payments).

U.S. Treasury and Agency Market Risk. Similar to other debt instruments, U.S. Treasury and agency obligations are subject to debt instrument risk and interest rate risk. In addition, changes to the financial condition or credit rating of the U.S. Government may cause the value of U.S. Treasury and agency obligations to decline. Typically, U.S. agency obligations are not backed by the full faith and credit of the U.S. Treasury.

Underlying Fund Risk. Other investment companies, i.e. ETFs and money market funds ("Underlying Funds") in which the Fund invests are subject to investment advisory and other expenses, which will be indirectly paid by the Fund. As a result, the cost of investing in the Fund will be higher than the cost of investing directly in the Underlying Funds and may be higher than other mutual funds that invest directly.

Affiliated Money Market ETF Conflict of Interest Risk. Because the Fund may invest in an affiliated ETF, the adviser is subject to conflicts of interest in allocating the Fund's assets to the affiliated ETF. The adviser will receive more revenue to the extent it selects an affiliated ETF rather than an unaffiliated ETF for inclusion in the Fund's portfolio.

Early Close/Trading Halt Risk. An exchange or market may close or issue trading halts on specific securities, or the ability to buy or sell certain securities or financial instruments may be restricted, which may prevent the Fund from buying or selling certain securities or financial instruments. In these circumstances, the Fund may be unable to rebalance its portfolio, may be unable to accurately price its investments and may incur substantial trading losses.

ETF Structure Risks: The Fund is structured as an ETF and may invest in underlying ETFs. As a result, the Fund is subject to special risks, including:

- *Not Individually Redeemable.* The Fund's Shares are not redeemable by retail investors and may be redeemed only by Authorized Participants at NAV and only in Creation Units. A retail investor generally incurs brokerage costs when selling Shares.
- *Trading Issues.* Trading in Shares on the Exchange may be halted due to market conditions or for reasons that, in the view of the Exchange, make trading in Shares inadvisable, such as extraordinary market volatility. There can be no assurance that Shares will continue to meet the listing requirements of the Exchange which may result in the Shares being delisted. An active trading market for the Shares may not be developed or maintained. If the Shares are traded outside a collateralized settlement system, the number of financial institutions that can act as Authorized Participants that can post collateral on an agency basis is limited, which may limit the market for the Shares.
- *Market Price Variance Risk.* The market prices of Shares will fluctuate in response to changes in NAV and supply and demand for Shares and will include a "bid-ask spread" charged by the exchange specialists, market makers or other participants that trade in the Shares. There may be times when the market price and the NAV vary significantly. This means that Shares may trade at a discount to NAV.
 - In times of market stress, market makers may step away from their role market making in the Shares and in executing trades, which can lead to differences between the market value of the Shares and the Shares' NAV.

- The market price of the Shares may deviate from NAV, particularly during times of market stress, with the result that investors may pay significantly more or significantly less for Shares than NAV, which is reflected in the bid and ask price for the Shares or in the closing price.
- In stressed market conditions, the market for the Shares may become less liquid in response to the deteriorating liquidity of the Fund's portfolio. This adverse effect on the liquidity of the Shares may, in turn, lead to differences between the market value of the Shares and NAV.
- *Authorized Participant Risk.* Only an Authorized Participant may engage in creation or redemption transactions directly with the Fund. The Fund has a limited number of institutions that may act as an Authorized Participant on an agency basis (i.e., on behalf of other market participants). To the extent that Authorized Participants exit the business or are unable to proceed with creation or redemption orders with respect to the Fund and no other Authorized Participant is able to step forward to create or redeem Creation Units, Fund Shares may be more likely to trade at a premium or discount to net asset value and possibly face trading halts or delisting. Authorized Participant concentration risk may be heightened for securities or instruments that have lower trading volumes.

Performance: Performance information will be available in the prospectus after the Fund has been in operation for one full calendar year. Past performance is not necessarily an indication of how the Fund will perform in the future. Updated performance information will be available at no cost by visiting www.simplify.us or by calling 1 (855) 772-8488.

Investment Adviser: Simplify Asset Management Inc. (the "Adviser")

Portfolio Managers: David Berns, PhD, Chief Investment Officer of the Adviser; and Siddharth Sethi, Portfolio Manager of the Adviser; have each served the Fund as a portfolio manager since it commenced operations in 2025. Jeff Schwarte, Chief Equity Strategist of the Adviser has served as a portfolio manager since October 2025. Dr. Berns, Mr. Schwarte and Mr. Sethi are jointly and primarily responsible for the management of the Fund.

Purchase and Sale of Fund Shares: The Fund will issue and redeem Shares at NAV only in large blocks of 25,000 Shares (each block of Shares is called a Creation Unit). Creation Units are issued and redeemed primarily in-kind for securities but may include cash. Individual Shares may only be purchased and sold in secondary market transactions through brokers. Except when aggregated in Creation Units in transactions with Authorized Participants, the Shares are not redeemable securities of the Fund.

Shares of the Fund are listed for trading on the Exchange and trade at market prices rather than NAV. Shares of the Fund may trade at a price that is greater than, at, or less than NAV. Information on the Fund's market price, NAV, premium and discount, and the bid/ask spread is available at www.simplify.us.

Tax Information: The Fund's distributions generally will be taxable as ordinary income or long-term capital gains. A sale of Shares may result in capital gain or loss.

Payments to Broker-Dealers and Other Financial Intermediaries: If you purchase the Fund through a broker-dealer or other financial intermediary (such as a bank), the Fund and its related companies may pay the intermediary for the sale of Fund Shares and related services. These payments may create a conflict of interest by influencing the broker-dealer or other intermediary and your salesperson to recommend the Fund over another investment. Ask your salesperson or visit your financial intermediary's website for more information.

FUND SUMMARY – SIMPLIFY BITCOIN STRATEGY PLUS INCOME ETF

Investment Objective: The Simplify Bitcoin Strategy PLUS Income ETF (the “Fund” or “MAXI”) seeks income and capital appreciation.

Fees and Expenses of the Fund: This table describes the fees and expenses that you may pay if you buy, sell, and hold shares of the Fund. **You may pay other fees, such as brokerage commissions and other fees to financial intermediaries on the purchase and sale of Fund shares, which are not reflected in the tables and examples below.**

Annual Fund Operating Expenses (expenses that you pay each year as a percentage of the value of your investment)	
Management Fees	0.85%
Distribution and Service (12b-1) Fees	0.00%
Other Expenses ⁽¹⁾	0.15%
Total Annual Fund Operating Expenses	1.00%

(1) Other Expenses includes interest expenses of 0.15%.

Example: This Example is intended to help you compare the cost of investing in the Fund with the cost of investing in other funds.

The Example assumes that you invest \$10,000 in the Fund for the time periods indicated and then redeem all of your shares at the end of those periods. The Example also assumes that your investment has a 5% return each year and that the Fund’s operating expenses remain the same. Although your actual costs may be higher or lower, based upon these assumptions your costs would be:

1 Year	3 Years	5 Years	10 Years
\$174	\$539	\$928	\$2,109

Portfolio Turnover: The Fund pays transaction costs, such as commissions, when it buys and sells securities (or “turns over” its portfolio). A higher portfolio turnover rate may indicate higher transaction costs and may result in higher taxes when Fund shares are held in a taxable account. These costs, which are not reflected in annual fund operating expenses or in the Example, affect the Fund’s performance. During the most recent fiscal year, the Fund’s portfolio turnover rate was 0% of the average value of its portfolio.

Principal Investment Strategies: The Fund is an actively managed exchange-traded fund (an “ETF”). The Fund’s Adviser seeks to achieve the Fund’s investment objective by using three strategies: (1) a Bitcoin strategy, (2) an income strategy, and (3) an option overlay strategy.

The Fund does not invest in Bitcoin directly.

Bitcoin Strategy

The Adviser seeks capital gains through a Bitcoin strategy. Under normal market conditions, the Adviser selects investments in Bitcoin related instruments so that the total value of economic Bitcoin exposure is approximately 50% to 200% of the net assets of the Fund. The Adviser uses a proprietary economic model to establish Bitcoin exposure along the 50% to 200% continuum. The proprietary model uses historical data to identify price and volatility trends and then predict current market behavior. The Adviser increases or decreases Bitcoin exposure based on the direction of the trends. The Bitcoin related instruments in which the Fund invests are Bitcoin futures, exchange-traded products with direct exposure to Bitcoin (“Bitcoin ETPs”), exchange-traded funds with indirect exposure to Bitcoin primarily through Bitcoin futures, options, or other derivative instruments (“Bitcoin ETFs”), and options and swaps linked to Bitcoin ETFs and Bitcoin ETPs as well as swaps and options on Bitcoin. The Adviser selects the instrument or instruments it believes presents the most economically efficient means to capture Bitcoin returns. The Adviser may reallocate among instruments when one becomes more economically efficient.

Bitcoin Futures and Swaps

Bitcoin futures are intended to track, although not lockstep, the price of Bitcoin. The Fund only invests in standardized, cash-settled Bitcoin futures contracts traded on commodity exchanges registered with the Commodity Futures Trading Commission. As of the date of this prospectus, only regulated U.S. exchanges have such contracts. The value of Bitcoin futures is determined by reference to the underlying reference asset (the spot price of Bitcoin as measured by the relevant futures exchange, which is based on a survey of major spot Bitcoin exchanges). The Adviser invests primarily in front-month Bitcoin futures. Front-month Bitcoin futures contracts are those contracts with the shortest time to maturity.

The Fund may also gain exposure to Bitcoin by entering into swap agreements that use Bitcoin, a Bitcoin ETF or Bitcoin ETP as the reference asset. A swap agreement is a two-party contract entered into primarily by institutional investors for periods ranging from a day to more than one year. In a standard “swap” transaction, two parties agree to exchange the returns (or differentials in rates of return) earned or realized on particular predetermined investments or instruments. The swap agreements entered into by the Fund may provide exposure to a single Bitcoin ETF and/or Bitcoin ETP, multiple Bitcoin ETPs and/or Bitcoin ETFs, or solely to Bitcoin. The particular Bitcoin ETF or Bitcoin ETP used as the reference asset for one or more of the Fund’s swap agreements may change at any time based on a variety of factors, including market conditions, counterparty terms, and the liquidity, performance, and fees of those Bitcoin ETFs and Bitcoin ETPs.

Bitcoin ETPs and Bitcoin ETFs

Bitcoin ETPs are investment vehicles that track the price of Bitcoin by directly holding actual Bitcoin (called “spot”) as their underlying asset while Bitcoin ETFs primarily invest in Bitcoin futures, options, swaps, or other derivative instruments to gain exposure to Bitcoin. The Bitcoin ETPs and Bitcoin ETFs trade on a U.S.-regulated securities exchange. Unlike Bitcoin ETFs, Bitcoin ETPs are not registered as investment companies under the Investment Company Act of 1940, as amended (the “1940 Act”). The Adviser selects specific Bitcoin ETPs and Bitcoin ETFs that it believes offer sufficient liquidity and relatively low expenses.

Options on Bitcoin, Bitcoin Futures, Bitcoin ETFs and Bitcoin ETPs

In effectuating the Fund’s Bitcoin strategy, the Fund may purchase call options contracts that utilize Bitcoin, Bitcoin futures, a Bitcoin ETF or Bitcoin ETP as the reference asset. To implement the Bitcoin options strategy, the Fund invests in over-the-counter options on Bitcoin and traditional exchange-traded options on Bitcoin futures, Bitcoin ETFs, Bitcoin ETPs, or an index of Bitcoin ETPs and/or FLEXible EXchange® options (“FLEX Options”) that utilize a Bitcoin ETF or Bitcoin ETP as the reference asset. The Fund will close out over-the-counter options on Bitcoin prior to expiration so that it does not take delivery of Bitcoin. The Fund expects to primarily invest in options contracts that are listed, traded and cleared on regulated U.S. exchanges. Traditional exchange-traded options have standardized terms, such as the type (call or put), the reference asset, the strike price and expiration date. Exchange-listed options contracts are guaranteed for settlement by the Options Clearing Corporation (“OCC”). FLEX Options are a type of exchange-listed options contract with uniquely customizable terms that allow investors to customize key terms like type, strike price and expiration date that are standardized in a typical options contract. FLEX Options are also guaranteed for settlement by the OCC.

The Fund is deemed to be concentrated because it invests more than 25% of its net assets in investments that provide exposure to Bitcoin and/or Bitcoin futures contracts.

Bitcoin and Bitcoin Blockchain

Bitcoin is a digital asset that operates on a decentralized network using blockchain technology to facilitate secure and anonymous transactions. Bitcoin represents a digital asset that functions as a medium of exchange (although it is not widely used in this manner at present) utilizing cryptographic protocols to secure transactional processes, control the creation of additional units, and verify the transfer of assets. Its operation on a decentralized blockchain network ensures both transparency and immutability of records, without the need for a central authority. This innovative technology underpinning Bitcoin allows for peer-to-peer transactions and provides a framework for digital scarcity.

The Bitcoin blockchain constitutes a decentralized, digital ledger technology that chronologically and publicly records all Bitcoin transactions. This technology is characterized by its use of blocks, which are structurally linked in a chain through cryptographic hashes. Each block contains a list of transactions that, once verified and added to the blockchain through a consensus process known as proof of work, become extremely difficult to reverse and tamper with. The integrity, transparency, and security of the transactional data are maintained autonomously within the Bitcoin network, eliminating the necessity for central oversight and facilitating trust in a peer-to-peer system.

Income Strategy

The Adviser seeks to generate income through an income strategy focused on high-quality short-term debt instruments: U.S. Treasury securities, U.S. Treasury Inflation-Protected Securities (“TIPS”), and fixed-income ETFs that invest primarily in U.S. Treasury securities. A portion of these securities serve as collateral for the Fund’s futures, options, and swap positions.

Additionally, the Fund increases its income producing portfolio through leverage by entering into reverse repurchase agreements. Reverse repurchase agreements are contracts in which the Fund is a seller of securities under an agreement to buy the securities back at a specified time and price. Reverse repurchase agreements are used by the Fund as an indirect means of borrowing. The Adviser may invest in affiliated money market ETFs to manage liquidity or to pledge as collateral for derivatives.

Option Overlay Strategy

The Adviser seeks additional capital gains through an option overlay strategy with up to 20% of Fund assets. However, gains from written option premiums are often referred to as income. The option overlay strategy consists of an exchange-traded and over-the-counter (“OTC”) put and call option spread writing strategy on instruments linked to equities, fixed income, volatility indices, commodities, currencies, and Bitcoin). The equity and fixed income strategies include primarily U.S. companies but may include companies from both emerging and developed foreign markets and may include companies of any market capitalization. The commodity strategies may include all types of commodities and commodity indexes. Currency strategies are those that attempt to profit from the changes in the relative value of various currencies. Volatility strategies are those that attempt to profit from the changes in the historical or implied return volatility of futures or securities indexes. Volatility is a measure of a reference asset’s historical or expected future price movements. The Bitcoin related options in which the Fund may invest include exchange traded options on Bitcoin, Bitcoin futures, Bitcoin ETFs, Bitcoin ETPs, or an index of Bitcoin ETPs.

A call option gives the owner the right, but not the obligation, to buy a security, index future, ETF, or reference asset at a specified price (strike price) within a specific time period. A put option gives the owner the right, but not the obligation, to sell index futures or sell a security, index future, ETF, or reference asset at a specified price (strike price) within a specific time period.

Put Spread Sub-Strategy

In a put option spread, the Fund sells (writes) an at-the-money or out of the money (below current market price) put option while also purchasing a further out of the money put option. The written put option is intended to generate income, and the purchased put option is intended to partially limit the Fund’s potential losses from the written put option. The Adviser selects written put options that it believes will expire worthless or are likely to decline in value.

Call Spread Sub-Strategy

In a call option spread, the Fund sells (writes) an at-the-money or out of the money (above current market price) call option while also purchasing a further out of the money call option. The purchased call option is intended to limit the Fund's potential losses from the written call option. The Adviser selects written call options that it believes will expire worthless or are likely to decline in value.

Generally, the Adviser selects among the options linked strategies based upon its evaluation of relative value based on cost, strike price (price that the optioned asset can be bought or sold by the option holder) and maturity (the last date the option contract is valid) and will exercise or close the options based on approaching maturity or opportunistic portfolio rebalancing. The Fund anticipates purchasing and selling options on a weekly, monthly, quarterly, and annual basis, depending upon the Fund's rebalancing requirements and the individual option expiration dates. However, the Fund may rebalance its option portfolio on a more frequent basis for a number of reasons such as if market volatility renders the protection provided by the option strategy less effective or ineffective or an option position has appreciated to the point that it is prudent to decrease the Fund's exposure and realize gains for the Fund's shareholders. While the option overlay is intended to improve the Fund's performance, there is no guarantee that it will do so.

Subsidiary

The Fund executes a portion of its Bitcoin strategy indirectly by investing up to 25% of its total assets (measured at the time of investment) in a wholly owned and controlled subsidiary, the Simplify Bitcoin Strategy PLUS Income Cayman Fund (the "Subsidiary"), which is designed to enhance the ability of the Fund to obtain indirect exposure to the Bitcoin market consistent with the limits of the U.S. federal tax law requirements applicable to registered investment companies. The Fund expects to gain exposure to Bitcoin futures, Bitcoin swaps, Bitcoin ETP swaps, options on Bitcoin, Bitcoin futures, Bitcoin ETPs, an index of Bitcoin ETPs, volatility indices, and commodities through the Subsidiary. The Fund does not control any other entity. The Subsidiary is advised by the Adviser. Unlike the Fund, the Subsidiary may invest without limitation indirectly in Bitcoin-related investments, however, the Subsidiary will comply with the same Investment Company Act of 1940 asset coverage requirements, when viewed on a consolidated basis with the Fund, with respect to its investments in derivatives; and also complies with the provisions of the Investment Company Act of 1940 in Section 15 (regarding investment advisory contract approvals).

The Fund is classified as a "non-diversified" investment company under the 1940 Act, which means that the Fund may invest a higher percentage of its assets in a fewer number of issuers than is permissible for a "diversified" fund.

Principal Investment Risks: *As with all funds, there is the risk that you could lose money through your investment in the Fund. Many factors affect the Fund's NAV and price of shares and performance.*

The following describes the principal risks the Fund bears with respect to its investments. As with any fund, there is no guarantee that the Fund will achieve its goal.

Bitcoin Risk. The value of the Fund's investments in Bitcoin related instruments are subject to fluctuations in the value of Bitcoin. Bitcoin is a relatively new innovation and the market for Bitcoin is subject to rapid price swings, changes and uncertainty. The further development of the Bitcoin network and the acceptance and use of Bitcoin are subject to a variety of factors that are difficult to evaluate. The value of Bitcoin has been, and may continue to be, substantially dependent on speculation, such that trading and investing in these assets generally may not be based on fundamental analysis. The slowing, stopping or reversing of the development of the Bitcoin network or the acceptance of Bitcoin may adversely affect the price of Bitcoin. Bitcoin is subject to the risk of fraud, theft, manipulation or security failures, operational or other problems that impact the digital asset trading venues on which Bitcoin trades. The Bitcoin blockchain may contain flaws that can be exploited by hackers. A significant portion of Bitcoin is held by a small number of holders sometimes referred to as "whales." Transactions of these holders may influence the price of Bitcoin.

Unlike the exchanges for more traditional assets, such as equity securities, Bitcoin and the digital asset trading venues on which it trades are largely unregulated and highly fragmented and digital asset trading venues may be operating out of compliance with regulations. As a result of the lack of regulation, individuals or groups may engage in fraud or market manipulation (including using social media to promote Bitcoin in a way that artificially increases the price of Bitcoin). Investors may be more exposed to the risk of theft, fraud and market manipulation than when investing in more traditional asset classes. Over the past several years, a number of digital asset trading venues have been closed due to fraud, failure or security breaches. Investors in Bitcoin may have little or no recourse should such theft, fraud or manipulation occur and could suffer significant losses. Legal or regulatory changes may negatively impact the operation of the Bitcoin network or restrict the use of Bitcoin. The Bitcoin related instruments may also be negatively impacted by regulatory enforcement actions against the digital asset trading venues upon which Bitcoin trades. Such actions could significantly reduce the number of venues upon which Bitcoin trades and could negatively impact the Bitcoin held by the Bitcoin ETPs and the Bitcoin-linked derivatives. In addition, digital asset trading venues, Bitcoin miners, and other participants may have significant exposure to other digital assets. Instability in the price, availability or legal or regulatory status of those instruments may adversely impact the operation of the digital asset trading venues and the Bitcoin network. The realization of any of these risks could result in a decline in the acceptance of Bitcoin and consequently a reduction in the value of Bitcoin, Bitcoin-linked derivatives, and shares of the Bitcoin ETPs and Bitcoin ETFs. Such occurrences could also impair the Bitcoin ETPs' and Bitcoin ETFs' ability to meet their investment objective pursuant to their respective investment strategy.

The Bitcoin network is maintained and secured by a group of validators who "mine" Bitcoin, which involves contributing computer power to the network to validate transactions, maintain security and finalize settlement. The Bitcoin blockchain relies on a consensus mechanism whereby miners agree on the accurate state of the database. If a malicious actor (or group of actors) were to gain control of more than 50% the mining (or "hash") power in the network, even temporarily, they would have the ability to block new transactions from being confirmed and could, over time, reverse or reorder prior transactions. Although it may be challenging for a malicious actor (or group of actors) to gain control of 50% of the mining (or "hash") power in the Bitcoin blockchain, such an attack would significantly impact the value of Bitcoin, and thereby of the Bitcoin held by the Bitcoin ETPs, the Bitcoin futures contracts held by the Bitcoin ETF, and Bitcoin-linked derivatives.

A blockchain is a public database that is updated, shared and maintained across many computers in a network. The software that powers a blockchain is known as its protocol. Like all software, these protocols may update or change from time-to-time. In the case of the Bitcoin protocol, updates are made based on proposals submitted by developers, but only if a majority of the users and miners adopt the new proposals and update their individual copies of the protocol. Certain upgrade proposals to a blockchain may not be accepted by all the participants in an ecosystem. If one significant group adopts a proposed upgrade and another does not – or if groups adopt different upgrades – this can result in a "fork" of the blockchain, wherein two distinct sets of users and validators or users and miners run two different versions of a protocol. If the versions are sufficiently different such that the two versions of the protocol cannot simultaneously maintain and update a shared record of the blockchain database, it is called a "hard fork." A hard fork can result in the creation of two competing blockchains, each with its own native crypto assets. For instance, on August 1, 2017, two factions in the Bitcoin community could not agree on whether or not to adopt an upgrade to the Bitcoin protocol related to how to scale throughput on the blockchain. The disagreement created a fork, with the smaller group taking the name "Bitcoin Cash" and running its own blockchain and related native crypto asset. The larger group retained the name Bitcoin for its blockchain and held Bitcoin as the native crypto asset. Additional forks of the Bitcoin blockchain are possible. A large-scale fork could introduce risk, uncertainty, or confusion into the Bitcoin blockchain, or could fraction the value of the main blockchain and its native crypto asset, which could significantly impact the value of Bitcoin held by the Bitcoin ETPs, Bitcoin futures contracts held by the Bitcoin ETFs, and Bitcoin-linked derivatives held by the Fund. Additionally, a hack of the Bitcoin blockchain or one or more projects that interact with or that are built on top of the Bitcoin blockchain could negatively impact the price of Bitcoin, whether it leads to another hard fork or not, and thereby the value of the Bitcoin held by the Bitcoin ETPs, the Bitcoin futures contracts held by the Bitcoin ETFs, and Bitcoin-linked derivatives held by the Fund.

The Bitcoin blockchain and its native crypto asset, Bitcoin, face numerous challenges to gaining widespread adoption as an alternative payments system, including the slowness of transaction processing and finality, variability in transaction fees and volatility in Bitcoin's price. It is not clear that the Bitcoin blockchain or Bitcoin can overcome these and other impediments, which could harm the long-term adoption of the Bitcoin blockchain and Bitcoin as an alternative payment system, and thereby negatively impact the price of Bitcoin. In addition, alternative public blockchains have been developed and may in the future develop that compete with the Bitcoin blockchain and may have significant advantages as alternative payment systems, including higher throughput, lower fees, faster settlement and finalization, and the ability to facilitate untraceable and/or privacy-shielded transactions through the use of zero-knowledge cryptography or other means. It is possible that these alternative public blockchains and their native crypto assets may be more successful than the Bitcoin blockchain and Bitcoin in gaining adoption as an alternative payments system, which could limit the long-term adoption of the Bitcoin blockchain and Bitcoin, thereby negatively impact the price of Bitcoin. Such alternative public blockchains, such as the Ethereum network, allow users to write and implement smart contracts—that is, general-purpose code that executes on every computer in the network and can instruct the transmission of information and value based on a sophisticated set of logical conditions. Using smart contracts, users can create markets, store registries of debts or promises, represent the ownership of property, move funds in accordance with conditional instructions and create other digital assets. Furthermore, traditional payment systems may improve their own technical capabilities and offer faster settlement times, faster finalization and lower fees. This could make it more difficult for the Bitcoin blockchain and Bitcoin to gain traction as an alternative payments system, which could limit the long-term adoption of the Bitcoin blockchain and Bitcoin, and thereby negatively impact the price of Bitcoin. Finally, one means by which the ecosystem surrounding the Bitcoin blockchain has attempted to mitigate concerns about the slowness of transaction processing and finality and the variability of transaction fees has been through the development of so-called Layer 2 networks, including the “Lightning Network.” Layer 2 networks are separate blockchains built on top of “Layer 1” blockchains like the Bitcoin blockchain for the purpose of augmenting the throughput of the Layer 1 blockchain, and often, providing lower fees for transaction processing and faster settlement. Layer 2 blockchains introduce certain risks into the Bitcoin ecosystem that should be considered. For instance, Layer 2 blockchains are a relatively new and still developing technology. Technological issues – including hacks, bugs, or failures – could introduce risk or harm confidence in the Bitcoin ecosystem, which could negatively impact the price of Bitcoin. In addition, users may choose to settle an increasing share of transactions on Layer 2 blockchains, which could negatively impact the transaction activity on, and the amount of fee revenue generated by, the Bitcoin blockchain itself, which could negatively impact the price of Bitcoin. If these or other developments negatively impact the price of Bitcoin, this would negatively impact the value of the Bitcoin ETPs, Bitcoin ETFs and Bitcoin-linked derivatives held by the Fund.

The realization of any of these risks could result in a decline in the acceptance of Bitcoin and consequently a reduction in the value of Bitcoin, Bitcoin futures, Bitcoin-linked derivatives, and the Fund.

- *Bitcoin Tax Risk.* By investing in Bitcoin futures indirectly through the Subsidiary, the Fund will obtain exposure to the crypto asset Bitcoin within the federal tax requirements that apply to the Fund. However, because the Subsidiary is a controlled foreign corporation, any income received by the Fund from its investments in the Subsidiary will be passed through to the Fund as ordinary income, which may be taxed at less favorable rates than capital gains.

The Fund's investments in Bitcoin ETPs or similar investment vehicles are grantor trusts for U.S. federal income tax purposes, and therefore an investment by the Fund directly in such an investment will generally be treated as a direct investment in Bitcoin for such purposes. In order to qualify for the special tax treatment accorded a regulated investment company (“RIC”) and its shareholders, Subchapter M of the Internal Revenue Code of 1986, as amended (the “Code”) requires, among other things, that at least 90% of the Fund's income be “qualifying income.” Although the income from Bitcoin ETPs in which the Fund invests is not treated as qualifying income, the Fund avoids the recognition of any income from Bitcoin ETPs by handling any Bitcoin ETP transactions with Authorized Participants (“AP”) through in-kind creations and redemptions. For example, if the Fund wants to reduce its exposure to Bitcoin ETPs, it may deliver a basket of the Bitcoin ETPs to the AP in exchange for shares of the Fund. The Bitcoin ETPs are not sold by the Fund and therefore, no income is generated for the Fund. To the extent the IRS disagrees with the Fund's view regarding the use of the in-kind creation and redemptions to avoid recognition of non-qualifying income from Bitcoin ETPs, then the Fund may fail to qualify as a RIC under the Code. If, in any year, the Fund fails to qualify as a RIC and was ineligible to or was not able to cure such failure, the Fund would be taxed in the same manner as an ordinary corporation and subject to U.S. federal income tax on all its income at the fund level. The resulting taxes could substantially reduce the Fund's net assets and the amount of income available for distribution. In addition, in order to requalify for taxation as a RIC, the Fund could be required to recognize unrealized gains, pay substantial taxes and interest, and make certain distributions. See “Authorized Participant Risk” below for additional risks regarding APs.

- *Bitcoin Futures Contract Risk.* The market for Bitcoin futures may be less developed, and potentially less liquid and more volatile, than more established futures markets as Bitcoin futures are relatively new. The successful use of futures contracts draws upon the adviser's skill and experience with respect to such instruments and are subject to special risk considerations. The primary risks associated with the use of futures contracts are (a) the imperfect correlation between the change in market value of the reference asset and the price of the futures contract; (b) possible lack of a liquid secondary market and the resulting inability to close a futures contract when desired; (c) investments in futures contracts involves leverage, which means a small percentage of assets in futures can have a disproportionately large impact on the Fund and the Fund can lose more than the principal amount invested; (d) losses caused by unanticipated market movements, which are potentially unlimited; (e) if the Fund has insufficient cash, it may have to sell securities from its portfolio to meet daily variation margin requirements, and the Fund may have to sell securities at a time when it may be disadvantageous to do so. Bitcoin futures may trade at a price premium above Bitcoin. As a futures contract approaches expiration, the price premium will tend to erode, which will result in losses to the Fund assuming other things equal.

Options Risk. Buying and selling (writing) options are speculative activities and entail greater than ordinary investment risks. Options enable the Fund to purchase exposure that is significantly greater than the premium paid. Consequently, the value of such options can be volatile, and a small investment in options can have a large impact on the performance of the Fund. The Fund risks losing all or part of the cash paid (premiums) for purchasing options. Even a small decline in the value of a reference asset underlying call options or a small increase in the value of a reference asset underlying put options can result in the entire investment in such options being lost. The Fund's options also may fail to track the performance of their underlying reference asset, which may limit the effectiveness of the Fund's strategy. The potential loss from written options can exceed the Fund's initial investment in such options and could be unlimited. As a seller (writer) of a put option, the Fund will tend to lose money if the value of the reference index or security falls below the strike price. As the seller (writer) of a call option, the Fund will tend to lose money if the value of the reference index or security rises above the strike price. As the buyer of a put or call option, the Fund risks losing the entire premium invested in the option if the Fund does not exercise the option. Additionally, option spreads expose the Fund to potential losses of the amount between the strike price of the written option and the purchased option.

Active Management Risk. The Fund is subject to the risk that the investment management strategy may not produce the intended results and may negatively impact Fund performance.

Bitcoin ETF Risks. **The Bitcoin ETFs do not invest directly in Bitcoin.** Instead, the Bitcoin ETFs obtain indirect exposure to Bitcoin by investing in Bitcoin futures, swaps, and/or options. The market for derivatives linked to Bitcoin may be less developed, and potentially less liquid and more volatile, than more established markets. While these markets have grown substantially since Bitcoin derivatives commenced trading, there can be no assurance that this growth will continue. The price for Bitcoin futures, swaps, and options is based on a number of factors, including the supply of and the demand for these derivatives. Market conditions and expectations, position limits, accountability levels, collateral requirements, availability of counterparties, and other factors each can impact the supply of and demand for these derivatives. Additionally, due to the high margin requirements that are unique to Bitcoin futures contracts, the Bitcoin ETFs may experience difficulty maintaining the desired level of exposure to Bitcoin solely through futures contracts. If a Bitcoin ETF is unable to achieve such exposure it may not be able to meet its investment objective and the Bitcoin ETF's returns may be different or lower than expected. Additionally, collateral requirements may require the Bitcoin ETFs to liquidate their positions, potentially incurring losses and expenses, when it otherwise would not do so. Investing in derivatives like Bitcoin futures may be considered aggressive and may expose the Bitcoin ETFs to significant risks. These risks include counterparty risk and liquidity risk.

Concentration Risk. The Fund's net asset value may fluctuate more than that of a fund that does not concentrate in Bitcoin related instruments.

Early Close/Trading Halt Risk. An exchange or market may close or issue trading halts on specific securities, or the ability to buy or sell certain securities or financial instruments may be restricted, which may prevent the Fund from buying or selling certain securities or financial instruments. In these circumstances, the Fund may be unable to rebalance its portfolio, may be unable to accurately price its investments and may incur substantial trading losses.

ETF Structure Risks. The Fund is structured as an ETF and will invest in underlying ETFs. As a result, the Fund is subject to special risks, including:

- *Not Individually Redeemable.* The Fund's shares ("Shares") are not redeemable by retail investors and may be redeemed only by Authorized Participants at net asset value ("NAV") and only in Creation Units. A retail investor generally incurs brokerage costs when selling shares.
- *Trading Issues.* Trading in Shares on The Nasdaq Stock Market LLC (the "Exchange") may be halted due to market conditions or for reasons that, in the view of the Exchange, make trading in Shares inadvisable, such as extraordinary market volatility. There can be no assurance that Shares will continue to meet the listing requirements of the Exchange which may result in the Shares being delisted. An active trading market for the Shares may not be developed or maintained. If the Shares are traded outside a collateralized settlement system, the number of financial institutions that can act as Authorized Participants that can post collateral on an agency basis is limited, which may limit the market for the Shares.

- *Market Price Variance Risk.* The market prices of Shares will fluctuate in response to changes in NAV and supply and demand for Shares and will include a “bid-ask spread” charged by the exchange specialists, market makers or other participants that trade the Shares. There may be times when the market price and the NAV vary significantly. This means that Shares may trade at a discount to NAV.
 - In times of market stress, market makers may step away from their role market making in the Shares and in executing trades, which can lead to differences between the market value of the Shares and the Fund’s NAV.
 - The market price of the Shares may deviate from the Fund’s NAV, particularly during times of market stress, with the result that investors may pay significantly more or significantly less for the Shares than the Fund’s NAV, which is reflected in the bid and ask price for the Shares or in the closing price.
 - In stressed market conditions, the market for the Shares may become less liquid in response to the deteriorating liquidity of the Fund’s portfolio. This adverse effect on the liquidity of the Shares may, in turn, lead to differences between the market value of the Shares and the Fund’s NAV.
- *Authorized Participant Risk.* Only an Authorized Participant may engage in creation or redemption transactions directly with the Fund. The Fund has a limited number of institutions that may act as an Authorized Participant on an agency basis (i.e., on behalf of other market participants). To the extent that Authorized Participants exit the business or are unable to proceed with creation or redemption orders with respect to the Fund and no other Authorized Participant is able to step forward to create or redeem Creation Units, Fund shares may be more likely to trade at a premium or discount to net asset value and possibly face trading halts or delisting. Authorized Participant concentration risk may be heightened for securities or instruments that have lower trading volumes.

Exchange Traded Product (ETP) Risk. The Fund may invest in Bitcoin ETPs. Through its positions in Bitcoin ETPs, the Fund generally will be subject to the risks associated with such vehicle’s investments, including the possibility that the value of the securities or instruments held by or linked to a Bitcoin ETP could decrease. The Bitcoin ETPs in which the Fund invests are not registered, nor are they required to be registered, as investment companies subject to the 1940 Act and, therefore, are not subject to the regulatory scheme of the 1940 Act. When the Fund invests in a Bitcoin ETP, in addition to directly bearing the expenses associated with its own operations, it also will bear a pro rata portion of the Bitcoin ETP’s expenses (including operating costs and management fees).

Fixed Income Securities Risk. When the Fund invests in fixed income securities, the value of your investment in the Fund will fluctuate with changes in interest rates. Typically, a rise in interest rates causes a decline in the value of fixed income securities owned by the Fund. In general, the market price of fixed income securities with longer maturities will increase or decrease more in response to changes in interest rates than shorter-term securities. Other risk factors include credit risk (the debtor may default) and prepayment risk (the debtor may pay its obligation early, reducing the amount of interest payments). These risks could affect the value of a particular investment by the Fund, possibly causing the Fund’s share price and total return to be reduced and fluctuate more than other types of investments. A rise in interest rates may result in a decline in the value of the fixed income investments held by the Fund.

Leverage Risk. The use of leverage by the Fund, such as borrowing money through reverse repurchase agreements or the use of options, will cause the Fund to incur additional expenses and magnify the Fund’s gains or losses.

Market and Geopolitical Risk. The increasing interconnectivity between global economies and financial markets increases the likelihood that events or conditions in one region or financial market may adversely impact issuers in a different country, region or financial market. Assets in the Fund’s portfolios may underperform due to inflation (or expectations for inflation), interest rates, global demand for particular products or resources, natural disasters, climate change or climate related events, pandemics, epidemics, terrorism, regulatory events and governmental or quasi-governmental actions. The occurrence of global events similar to those in recent years may result in market volatility and may have long term effects on both the U.S. and global financial markets.

Non-Diversification Risk. The Fund's portfolio may focus on a limited number of investments and will be subject to potential for volatility than a diversified fund.

Reverse Repurchase Agreements Risk. The reverse repurchase agreement counterparty may fail to return securities to the Fund. Such securities may be costly to replace.

TIPS Risk. TIPS are debt instruments issued by the by the United States Department of the Treasury. The principal of TIPS increases with inflation and decreases with deflation, as measured by the Consumer Price Index. When TIPS mature, investors are paid the adjusted principal or original principal, whichever is greater. Interest payments on TIPS are unpredictable and will fluctuate as the principal and corresponding interest payments are adjusted for inflation. Inflation-indexed bonds generally pay a lower nominal interest rate than a comparable non-inflation-indexed bond. There can be no assurance that the CPI will accurately measure the real rate of inflation in the prices of goods and services. Any increases in the principal amount of TIPS will be considered taxable ordinary income, even though the Fund or applicable underlying ETF will not receive the principal until maturity. As a result, the Fund may make income distributions to shareholders that exceed the cash it receives. In addition, TIPS are subject to credit risk, interest rate risk, and maturity risk.

U.S. Treasury Market Risk. The U.S. Treasury market can be volatile, and the value of instruments correlated with these markets may fluctuate dramatically from day to day. U.S. Treasury obligations may provide relatively lower returns than those of other securities. Similar to other debt instruments, U.S. Treasury obligations are subject to debt instrument risk and interest rate risk. In addition, changes to the financial condition or credit rating of the U.S. Government may cause the value of U.S. Treasury obligations to decline.

Underlying Fund Risk. ETFs and ETPs in which the Fund invests are subject to investment advisory and other expenses, which will be indirectly paid by the Fund. As a result, the cost of investing in the Fund will be higher than the cost of investing directly in the ETFs and ETPs and may be higher than other funds that invest directly in stocks and bonds. Each of the ETFs and ETPs is subject to its own specific risks, but the adviser expects the principal investments risks of such ETFs will be similar to the risks of investing in the Fund.

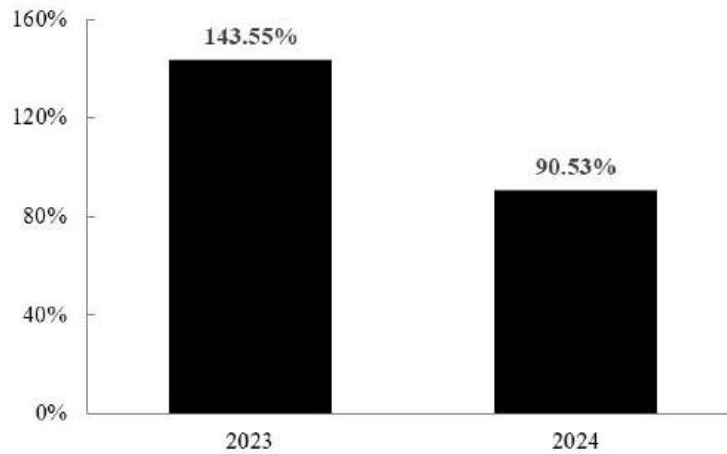
Valuation Risk. The sales price the Fund could receive for any particular portfolio investment may differ from the Fund's valuation of the investment, particularly for securities or other investments, such as Bitcoin, that trade in thin or volatile markets or that are valued using a fair value methodology. Valuation may be more difficult in times of market turmoil since many investors and market makers may be reluctant to purchase complex instruments or quote prices for them. The Fund's ability to value its investments may be impacted by technological issues and/or errors by pricing services or other third party service providers. Shares of the Bitcoin ETPs and Bitcoin ETFs are intended to reflect the price of bitcoin, less fees and expenses. The price of a Bitcoin ETP or Bitcoin ETF may go down even if the price of the underlying asset, bitcoin, remains unchanged. Additionally, shares that trade at a premium mean that an investor who purchases \$1 of a portfolio will actually own less than \$1 in assets.

Wholly-Owned Subsidiary Risk. Changes in the laws of the United States and/or the Cayman Islands, under which the Fund and the Subsidiary, respectively, are organized, could result in the inability of the Fund and/or Subsidiary to operate as described in this Prospectus and could negatively affect the Fund and its shareholders. The Subsidiary is not registered under the Investment Company Act of 1940 ("1940 Act"), as amended, and, unless otherwise noted in this Prospectus, is not subject to all of the investor protections of the 1940 Act, such as limits on leverage when viewed in isolation from the Fund.

Affiliated Money Market ETF Conflict of Interest Risk. Because the Fund may invest in an affiliated ETF, the Adviser is subject to conflicts of interest in allocating the Fund's assets to the affiliated ETF. The Adviser will receive more revenue to the extent it selects an affiliated ETF rather than an unaffiliated ETF for inclusion in the Fund's portfolio.

Turnover Rate Risk. The Fund may have portfolio turnover rates significantly in excess of 100%. Increased Portfolio Turnover causes the Fund to incur higher brokerage costs, which may adversely affect the Fund's performance and may produce increased taxable distributions.

Performance: The following performance information provides some indication of the risks of investing in the Fund. The bar chart shows changes in the Fund's performance from year to year. The table shows how the Fund's average annual total returns compare to those of a broad-based securities market index and an additional index. The additional index tracks the U.S. dollar price of bitcoin and is included as a performance benchmark that reflects the Fund's core bitcoin exposure component. The Fund's past performance (before and after taxes) is not necessarily an indication of how the Fund will perform in the future. Updated performance information is available at no cost by visiting www.simplify.us/etfs or by calling 1 (855) 772-8488.



During the periods shown in the bar chart above, the Fund’s highest quarterly return was 69.81% (quarter ended March 31, 2023) and the Fund’s lowest quarterly return was -16.67% (quarter ended June 30, 2024). The calendar year-to-date total return of the Fund as of September 30, 2025 was 24.42%.

Average Annual Total Returns for the Periods Ended December 31, 2024

	1 Year	Since Inception (9/29/22)
Return Before Taxes	90.53%	85.63%
Return After Taxes on Distributions	67.05%	65.39%
Return After Taxes on Distributions and Sale of Fund Shares	51.64%	58.13%
S&P 500 Index (reflects no deduction for fees, expenses or taxes)	15.16%	23.23%
Nasdaq Bitcoin Reference Price Index (USD) 09.29.22 (reflects no deduction for fees, expenses or taxes)	78.20%	85.92%

After-tax returns are calculated using the historical highest individual federal marginal income tax rates during the period covered by the table above and do not reflect the impact of state and local taxes. Actual after-tax returns depend on an investor’s tax situation and may differ from those shown. After-tax returns shown are not relevant to investors who hold shares through tax-advantaged arrangements, such as 401(k) plans or individual retirement accounts.

Investment Adviser: Simplify Asset Management Inc. (the “Adviser”).

Portfolio Managers: David Berns, Chief Investment Officer of the Adviser, Jeff Schwarte, Chief Equity Strategist of the Adviser and Emilio Freire, Portfolio Manager of the Adviser serve as portfolio managers of the Fund. Dr. Berns has served the Fund as a portfolio manager since it commenced operations in October 2022. Mr. Freire has served the Fund as a portfolio manager since July 2024. Mr. Schwarte has served as a portfolio manager since October 2025. Dr. Berns, Mr. Schwarte and Mr. Freire are jointly and primarily responsible for the management of the Fund.

Purchase and Sale of Fund Shares: The Fund will issue and redeem Shares at NAV only in large blocks of 10,000 Shares (each block of Shares is called a “Creation Unit”). Creation Units are issued and redeemed primarily in-kind for securities but may include cash. Individual Shares may only be purchased and sold in secondary market transactions through brokers. Except when aggregated in Creation Units in transactions with Authorized Participants, the Shares are not redeemable securities of the Fund.

Shares of the Fund are listed for trading on the Exchange and trade at market prices rather than NAV. Shares of the Fund may trade at a price that is greater than, at, or less than NAV. An investor may incur costs attributable to the difference between the highest price a buyer is willing to pay to purchase shares of the Fund (bid) and the lowest price a seller is willing to accept for shares of the Fund (ask) when buying or selling shares in the secondary market. Recent information on the Fund’s NAV, market price, premiums and discounts, and bid-ask spreads is available at www.simplify.us/etfs.

Tax Information: The Fund’s distributions generally will be taxable as ordinary income or long-term capital gains. A sale of Shares may result in capital gain or loss.

Payments to Broker-Dealers and Other Financial Intermediaries: If you purchase the Fund through a broker-dealer or other financial intermediary (such as a bank), the Fund and its related companies may pay the intermediary for the sale of Fund shares and related services. These payments may create a conflict of interest by influencing the broker-dealer or other intermediary and your salesperson to recommend the Fund over another investment. Ask your salesperson or visit your financial intermediary’s website for more information.

FUND SUMMARY – SIMPLIFY BOND BULL ETF

Investment Objective: The Simplify Bond Bull ETF (the “Fund” or “RFIX”) seeks to hedge interest rate movements arising from falling long-term interest rates, and to benefit from market stress when fixed income volatility increases, while providing the potential for income.

Fees and Expenses of the Fund: This table describes the fees and expenses that you may pay if you buy, hold, and sell shares of the Fund. **You may pay other fees, such as brokerage commissions and other fees to financial intermediaries, which are not reflected in the table or example below.**

Annual Fund Operating Expenses (expenses that you pay each year as a percentage of the value of your investment)	
Management Fees	0.50%
Distribution and Service (12b-1) Fees	0.00%
Other Expenses	0.00%
Total Annual Fund Operating Expenses	0.50%

Example: This Example is intended to help you compare the cost of investing in the Fund with the cost of investing in other mutual funds.

The Example assumes that you invest \$10,000 in the Fund for the time periods indicated and then redeem all of your shares at the end of those periods. The Example also assumes that your investment has a 5% return each year and that the Fund’s operating expenses remain the same. Although your actual costs may be higher or lower, based upon these assumptions your costs would be:

1 Year	3 Years	5 Years	10 Years
\$51	\$160	\$280	\$628

Portfolio Turnover: The Fund pays transaction costs, such as commissions, when it buys and sells securities (or “turns over” its portfolio). A higher portfolio turnover rate may indicate higher transaction costs and may result in higher taxes when Fund shares are held in a taxable account. These costs, which are not reflected in annual fund operating expenses or in the Example, affect the Fund’s performance. During the period December 9, 2024 (commencement of operations) through June 30, 2025, the Fund’s portfolio turnover rate was 0% of the average value of its portfolio.

Principal Investment Strategies:

The Fund is an actively managed ETF. The Adviser seeks to achieve the Fund’s investment objective by allocating the Fund’s assets between:

- interest rate related derivatives and
- interest income producing debt instruments.

The Adviser expects to allocate assets among derivatives and debt instruments, depending upon market conditions. The Fund has adopted a non-fundamental policy that, under normal circumstances, the Fund will invest at least 80% of its net assets (plus any borrowings for investment purposes) in bonds and other debt securities and instruments that provide investment exposure to such debt securities, including derivatives such as swaptions, options and futures. Debt securities include U.S. Treasury securities, U.S. Treasury Inflation-Protected Securities (“TIPS”), exchange traded funds that primarily invest in U.S. Treasuries, TIPS, and investment grade bonds.

Generally, the Fund’s strategy may be appropriate for investors who are seeking to hedge against falling interest rates. The Fund is designed investors with debt portfolios who may wish to hedge some of the risk of falling interest rates.

The Adviser seeks to achieve the interest rate hedging aspect of the Fund’s investment objective by investing long in swaptions, interest rate options, and Treasury futures. Consequently, the Fund’s portfolio will be highly sensitive to changes in interest rates. A swaption is an option to enter into a swap contract. The Fund may purchase receiver swaptions that give the Fund the option to enter into fixed interest rate swaps upon expiration of the swaption. These instruments have positive price sensitivity to falling interest rates. Similar to bond prices which typically rise when interest rates fall, it is expected that the Fund will benefit from swaption value increases, providing a hedge against the falling interest rate. Consequently, when viewed from a total return perspective, price gains in these instruments will tend to offset the effect of lower reinvestment rates caused by falling interest rates. These derivatives are selected to protect against falling long-term interest rates on high-quality instruments such as U.S. government securities and high-quality corporate debt. To select a derivative that it believes will produce the most effective hedge against falling interest rates, the Adviser assesses the interaction of maturity, strike price, reference interest rate, the risk-free rate, and volatility on the price of swaptions and interest rate options. While the investment focus of the interest rate related derivatives strategy is on gains from falling rates, to a lesser extent the Adviser’s selection process is also intended to generate gains from option and swaption positions when interest rate volatility increases. Specifically, the Adviser will tend to increase allocations to swaptions and interest rate options when it believes interest rate volatility is poised to increase as these instruments become more valuable in higher volatility environments. The adviser rebalances derivative exposure after extreme rate movements (for example, 0.50%) or after the passage of time has significantly changed the rate sensitivity of a derivative. As time passes, swaptions and interest rate options become less sensitive to movements in the reference swap rate or interest rate. The Adviser does not take speculative positions based on its forecast for interest rates. The Fund limits net economic exposure at the time of investment to any one over-the-counter counterparty to 25% of Fund net assets.

The Adviser seeks to achieve the income aspect of the Fund’s investment objective by investing U.S. Treasury securities, TIPS, exchange traded funds that primarily invest in U.S. Treasuries, TIPS, and investment grade bonds. TIPS are securities whose principal amount increases with inflation, as measured by the Consumer Price Index and are designed to protect investors from inflation risk. The Fund may purchase debt securities of any maturity.

When using various derivatives, the Fund may be required to post collateral to assure its performance. The Fund will hold cash and cash-like instruments or high-quality short term fixed income securities (collectively, “Collateral”). The Collateral may consist of (1) U.S. Government securities, such as bills, notes and bonds issued by the U.S. Treasury; (2) money market funds (including affiliated money market ETFs); (3) fixed income ETFs; and/or (4) corporate debt securities, such as commercial paper and other short-term unsecured promissory notes issued by companies that are rated investment grade or of comparable quality. The Adviser considers an unrated security to be of comparable quality to a security rated investment grade if it believes it has a similar low risk of default.

The Fund is classified as a “non-diversified” investment company under the Investment Company Act of 1940, as amended, which means that the Fund may invest a higher percentage of its assets in a fewer number of issuers than is permissible for a “diversified” Fund.

Principal Investment Risks: *As with all funds, there is the risk that you could lose money through your investment in the Fund. Many factors affect the Fund's net asset value and price of shares and performance.*

The following describes the principal risks the Fund bears with respect to its investments. As with any fund, there is no guarantee that the Fund will achieve its goal.

Swaptions Risk. A swaption is a contract that gives a counterparty the right (but not the obligation) to enter into a new swap agreement or to shorten, extend, cancel or otherwise modify an existing swap agreement, at some designated future time on specified terms. The Fund may purchase call swaptions. When the Fund purchases a swaption, it risks losing only the amount of the premium it has paid should it decide to let the option expire unexercised. Even if interest rates fall, swaptions may not increase in value as much as anticipated if volatility declines. These swaptions are highly sensitive to changes in interest rates.

Active Management Risk. The Fund is subject to the risk that the investment management strategy may not produce the intended results and may negatively impact Fund performance. The Adviser's strategy is highly sensitive to changes in interest rates.

Cash or Cash Equivalents Risk. At any time, the Fund may have significant investments in cash or cash equivalents. When a substantial portion of a portfolio is held in cash or cash equivalents, there is the risk that the value of the cash account, including interest, will not keep pace with inflation, thus reducing purchasing power over time. Additionally, in rising markets, holding cash or cash equivalents may adversely affect the Fund's performance and the Fund may not achieve its investment objective.

Volatility Risk. Significant short-term price movements could adversely impact the performance of the Fund. The Fund's performance may be volatile, which means that the Fund's performance may be subject to substantial short-term changes up or down. In a rising rate environment, the Fund's losses could be substantial. The value of options and swaptions will tend to decline when volatility declines.

U.S. Treasury and Agency Market Risk. The U.S. Treasury and agency market can be volatile, and the value of instruments correlated with these markets may fluctuate dramatically from day to day. U.S. Treasury and agency obligations may provide relatively lower returns than those of other securities. Similar to other debt instruments, U.S. Treasury and agency obligations are subject to debt instrument risk and interest rate risk. In addition, changes to the financial condition or credit rating of the U.S. Government may cause the value of U.S. Treasury and agency obligations to decline.

Counterparty Risk. Counterparty risk is the risk that a counterparty to a financial instrument held by the Fund may become insolvent or otherwise fail to perform its obligations, and the Fund may obtain no or limited recovery of its investment, and any recovery may be significantly delayed.

Derivatives Risk. Options are a derivative investment. The use of derivative instruments involves risks different from, or possibly greater than, the risks associated with investing directly in securities and other traditional investments. These risks include (i) the risk that the counterparty to a derivative transaction may not fulfill its contractual obligations; (ii) risk of mispricing or improper valuation; and (iii) the risk that changes in the value of the derivative may not correlate perfectly with the underlying asset, rate or index. Derivative prices are highly volatile and may fluctuate substantially during a short period of time. Such prices are influenced by numerous factors that affect the markets, including, but not limited to: changing supply and demand relationships; government programs and policies; national and international political and economic events, changes in interest rates, inflation and deflation and changes in supply and demand relationships. Trading derivative instruments involves risks different from, or possibly greater than, the risks associated with investing directly in securities.

Futures Risk. The successful use of futures contracts draws upon the Adviser's skill and experience with respect to such instruments and are subject to special risk considerations. The primary risks associated with the use of futures contracts are (a) the imperfect correlation between the change in market value of the instruments held by the Fund and the price of the futures contract; (b) possible lack of a liquid secondary market; (c) investments in futures contracts involves leverage, which means a small percentage of assets in futures can have a disproportionately large impact on the Fund (d) losses caused by unanticipated market movements; (e) the Adviser's inability to predict correctly the direction of securities prices, interest rates, currency exchange rates and other economic factors.

Early Close/Trading Halt Risk. An exchange or market may close or issue trading halts on specific securities, or the ability to buy or sell certain securities or financial instruments may be restricted, which may prevent the Fund from buying or selling certain securities or financial instruments. In these circumstances, the Fund may be unable to rebalance its portfolio, may be unable to accurately price its investments and may incur substantial trading losses.

ETF Structure Risks. The Fund is structured as an ETF. As a result, the Fund is subject to special risks, including:

- *Not Individually Redeemable.* The Fund's shares ("Shares") are not redeemable by retail investors and may be redeemed only by Authorized Participants at net asset value ("NAV") and only in Creation Units. A retail investor generally incurs brokerage costs when selling shares.
- *Trading Issues.* Trading in Shares on NYSE Arca, Inc. (the "Exchange") may be halted due to market conditions or for reasons that, in the view of the Exchange, make trading in Shares inadvisable, such as extraordinary market volatility. There can be no assurance that Shares will continue to meet the listing requirements of the Exchange which may result in the Shares being delisted. An active trading market for the Shares may not be developed or maintained. If the Shares are traded outside a collateralized settlement system, the number of financial institutions that can act as Authorized Participants that can post collateral on an agency basis is limited, which may limit the market for the Shares.
- *Market Price Variance Risk.* The market prices of Shares will fluctuate in response to changes in NAV and supply and demand for Shares and will include a "bid-ask spread" charged by the exchange specialists, market makers or other participants that trade the Shares. There may be times when the market price and the NAV vary significantly. This means that Shares may trade at a discount to NAV.
 - In times of market stress, market makers may step away from their role market making in the Shares and in executing trades, which can lead to differences between the market value of the Shares and the Fund's NAV.
 - The market price of the Shares may deviate from the Fund's NAV, particularly during times of market stress, with the result that investors may pay significantly more or significantly less the Shares than the Fund's NAV, which is reflected in the bid and ask price for the Shares or in the closing price.

- In stressed market conditions, the market for the Shares may become less liquid in response to the deteriorating liquidity of the Fund's portfolio. This adverse effect on the liquidity of the Shares may, in turn, lead to differences between the market value of the Shares and the Fund's NAV.
- *Authorized Participant Risk.* Only an Authorized Participant may engage in creation or redemption transactions directly with the Fund. The Fund has a limited number of institutions that may act as an Authorized Participant on an agency basis (i.e., on behalf of other market participants). To the extent that Authorized Participants exit the business or are unable to proceed with creation or redemption orders with respect to the Fund and no other Authorized Participant is able to step forward to create or redeem Creation Units, Fund shares may be more likely to trade at a premium or discount to net asset value and possibly face trading halts or delisting. Authorized Participant concentration risk may be heightened for securities or instruments that have lower trading volumes.

Fixed Income Securities Risk. When the Fund invests in fixed income securities, the value of your investment in the Fund will fluctuate with changes in interest rates. Typically, a rise in interest rates causes a decline in the value of fixed income securities. In general, the market price of fixed income securities with longer maturities will increase or decrease more in response to changes in interest rates than shorter-term securities. Other risk factors include credit risk (the debtor may default), extension risk (an issuer may exercise its right to repay principal on a fixed rate obligation held by the Fund later than expected), and prepayment risk (the debtor may pay its obligation early, reducing the amount of interest payments). These risks could affect the value of a particular investment by the Fund, possibly causing the Fund's share price and total return to be reduced and fluctuate more than other types of investments.

Leverage Risk. The use of leverage by the Fund, such as borrowing money to purchase securities or the use of options, will cause the Fund to incur additional expenses and magnify the Fund's gains or losses.

Limited History Risk. The Fund is a new ETF and has a limited history of operations for investors to evaluate.

Market and Geopolitical Risk. The increasing interconnectivity between global economies and financial markets increases the likelihood that events or conditions in one region or financial market may adversely impact issuers in a different country, region or financial market. Securities in the Fund's portfolio may underperform due to inflation (or expectations for inflation), interest rates, global demand for particular products or resources, natural disasters, climate change and climate-related events, pandemics, epidemics, terrorism, international conflicts, regulatory events and governmental or quasi-governmental actions. The occurrence of global events similar to those in recent years may result in market volatility and may have long term effects on both the U.S. and global financial markets.

Non-Diversified Fund Risk. Because the Fund is non-diversified and may invest a greater portion of its assets in fewer issuers than a diversified fund, changes in the market value of a single portfolio holding could cause greater fluctuations in the Fund's share price than would occur in a diversified fund. This may increase the Fund's volatility and cause the performance of a single portfolio holding or a relatively small number of portfolio holdings to have a greater impact on the Fund's performance.

Option Risk. There are risks associated with the purchase of call options. As the buyer of a call option, the Fund risks losing the entire premium invested in the option if the Fund does not exercise the option. Option prices tend to decline when volatility declines. The type of options the Fund may use are highly sensitive to changes in interest rates.

Over-the-Counter Market Risk. Securities and options traded in over-the-counter markets may trade less frequently and in limited volumes and thus exhibit more volatility and liquidity risk, and the prices paid by the Fund in over-the-counter transactions may include an undisclosed dealer markup. The Fund is also exposed to default by the over-the-counter option writer who may be unwilling or unable to perform its contractual obligations to the Fund.

Premium/Discount Trading Risk. The Fund may trade at greater than 2% premium to its NAV because of typical bid-offer spreads for OTC products and a credit support annex that is specific to a fund registered under the 1940 Act. In periods of outflows, the Fund may trade at greater than 2% discount to its NAV for the same reason. Such variations in the premium or discount may have disparate effects on certain shareholders. Shareholders who purchase shares on the secondary market at a premium to NAV may lose disproportionate value if the Fund begins trading at a discount. Similarly, Authorized Participants who wish to redeem creation units at NAV may receive a basket with a per share value below that of the current trading price of the Fund.

Underlying Fund Risk. ETFs and ETPs in which the Fund invests are subject to investment advisory and other expenses, which will be indirectly paid by the Fund. As a result, the cost of investing in the Fund will be higher than the cost of investing directly in the ETFs and ETPs and may be higher than other funds that invest directly in stocks and bonds. Each of the ETFs and ETPs is subject to its own specific risks, but the adviser expects the principal investments risks of such ETFs will be similar to the risks of investing in the Fund.

Affiliated Money Market ETF Conflict of Interest Risk. Because the Fund may invest in an affiliated ETF, the Adviser is subject to conflicts of interest in allocating the Fund's assets to the affiliated ETF. The Adviser will receive more revenue to the extent it selects an affiliated ETF rather than an unaffiliated ETF for inclusion in the Fund's portfolio.

Performance: Performance information will be available in the prospectus after the Fund has been in operation for one full calendar year. Past performance is not necessarily an indication of how the Fund will perform in the future. Updated performance information is available at no cost by visiting www.simplify.us/etfs or by calling 1 (855) 772-8488.

Investment Adviser: Simplify Asset Management Inc. (the "Adviser").

Portfolio Managers: David Berns, Chief Investment Officer of the Adviser, Harley Bassman, Portfolio Manager of the Adviser and Ken Miller, Portfolio Manager of the Adviser serve as portfolio managers of the Fund. Dr. Berns and Messrs. Bassman and Miller have each served the Fund as a portfolio manager since it commenced operations and are jointly and primarily responsible for the management of the Fund.

Purchase and Sale of Fund Shares: The Fund will issue and redeem Shares at NAV only in large blocks of 25,000 Shares (each block of Shares is called a "Creation Unit"). Creation Units are issued and redeemed primarily in-kind for securities but may include cash. Individual Shares may only be purchased and sold in secondary market transactions through brokers. Except when aggregated in Creation Units in transactions with Authorized Participants, the Shares are not redeemable securities of the Fund.

Shares of the Fund are listed for trading on the Exchange and trade at market prices rather than NAV. Shares of the Fund may trade at a price that is greater than, at, or less than NAV.

Tax Information: The Fund's distributions generally will be taxable as ordinary income or long-term capital gains. A sale of Shares may result in capital gain or loss.

Payments to Broker-Dealers and Other Financial Intermediaries: If you purchase the Fund through a broker-dealer or other financial intermediary (such as a bank), the Fund and its related companies may pay the intermediary for the sale of Fund shares and related services. These payments may create a conflict of interest by influencing the broker-dealer or other intermediary and your salesperson to recommend the Fund over another investment. Ask your salesperson or visit your financial intermediary's website for more information.

FUND SUMMARY – SIMPLIFY CHINA A SHARES PLUS INCOME ETF

Investment Objective: The Simplify China A Shares PLUS Income ETF (the “Fund” or “CAS”) seeks capital appreciation and income.

Fees and Expenses of the Fund: This table describes the fees and expenses that you may pay if you buy, hold, and sell shares of the Fund. **You may pay other fees, such as brokerage commissions and other fees to financial intermediaries, which are not reflected in the in the table or example below.**

Annual Fund Operating Expenses (expenses that you pay each year as a percentage of the value of your investment)	
Management Fees	0.88%
Distribution and Service (12b-1) Fees	0.00%
Other Expenses	0.00%
Total Annual Fund Operating Expenses	0.88%

Example: This Example is intended to help you compare the cost of investing in the Fund with the cost of investing in other mutual funds.

The Example assumes that you invest \$10,000 in the Fund for the time periods indicated and then redeem all of your shares at the end of those periods. The Example also assumes that your investment has a 5% return each year and that the Fund’s operating expenses remain the same. Although your actual costs may be higher or lower, based upon these assumptions your costs would be:

1 Year	3 Years	5 Years	10 Years
\$90	\$281	\$488	\$1,084

Portfolio Turnover: The Fund pays transaction costs, such as commissions, when it buys and sells securities (or “turns over” its portfolio). A higher portfolio turnover rate may indicate higher transaction costs and may result in higher taxes when Fund shares are held in a taxable account. These costs, which are not reflected in annual fund operating expenses or in the Example, affect the Fund’s performance. During the period of January 13, 2025 (commencement of operations) through June 30, 2025, the Fund’s portfolio turnover rate was 0% of the average value of its portfolio.

Principal Investment Strategies:

The Fund is an actively managed ETF. Under normal circumstances, the Fund invests at least 80% of its net assets (plus any borrowings for investment purposes) in China A Shares and/or through instruments that have economic characteristics substantially similar to China A Shares. However, as of the date of this prospectus, the Fund is not able to directly invest in China A Shares. China A Shares are equity securities issued by companies incorporated in mainland China and are denominated and traded in renminbi (“RMB”) on stock exchanges in mainland China such as the Shenzhen, Shanghai, and Beijing Stock Exchanges. The Fund invests without restriction as to issuer capitalization and the Fund is classified as a “non-diversified” investment company under the Investment Company Act of 1940, as amended, which means that the Fund may invest a higher percentage of its assets in a fewer number of issuers than is permissible for a “diversified” Fund.

The adviser uses China A Shares-linked futures, options, swaps, US-based ETFs, and US-based ADRs as substitutes that are economically substantially similar to China A Shares. The adviser selects a core portfolio that it believes will be representative of the Chinese A Shares stock market in general. The adviser supplements the core portfolio with individual stocks that it believes offer a higher expected return and/or low risk profile than a peer group of stocks of similar companies. The adviser adjusts the supplemented portion of the portfolio when a different stock offers a better risk/reward profile.

Foreign investors, such as the Fund, cannot invest directly in China A Shares in the conventional sense. However, under current regulations in the People's Republic of China ("PRC" or "China"), certain foreign investors can invest in the domestic PRC securities markets indirectly through certain market-access programs. However, as of the date of this prospectus, the Fund is not eligible for a market-access program. These programs include the Shanghai-Hong Kong and Shenzhen-Hong Kong Stock Connect programs ("Stock Connect") and the Qualified Foreign Investor ("QFI", including Qualified Foreign Institutional Investor ("QFII") and Renminbi Qualified Foreign Institutional Investor ("RQFII")) program. Under the QFI and RQFII programs investors are required to obtain a license from the China Securities Regulatory Commission ("CSRC") to participate in the program. The adviser does not have such a license and is not expected to receive one. Stock Connect is a securities trading and clearing program between either the Shanghai Stock Exchange or Shenzhen Stock Exchange and The Stock Exchange of Hong Kong Limited ("SEHK"), China Securities Depository and Clearing Corporation Limited and Hong Kong Securities Clearing Company Limited. Stock Connect is designed to permit mutual stock market access between mainland China and Hong Kong by allowing investors to trade and settle eligible securities (including China A-Shares and ETFs) on each market via their local exchanges. Trading through Stock Connect is subject to a daily quota ("Daily Quota"), which limits the maximum daily net purchases on any particular day by Hong Kong investors (and foreign investors trading through Hong Kong) trading PRC listed securities and PRC investors trading Hong Kong listed securities through the relevant Stock Connect. Consequently, the Fund's investments in China A-Shares will be limited in part by the Daily Quota that limits total purchases through Stock Connect. The Adviser may invest in affiliated money market ETFs to manage liquidity or to pledge as collateral for derivatives.

Income Generating Option Strategy

When the adviser believes an option strategy may produce higher returns than the China A Shares strategy, it allocates up to 20% of Fund assets to an option strategy. To generate income, the Fund employs an exchange traded and over-the-counter ("OTC") option spread writing strategy on equity, fixed income, and currency ETFs and exchange traded products ("ETPs"). The adviser focuses on index-based domestically-traded ETFs, for example, such as those linked to the S&P 500[®] Index or the Bloomberg US Aggregate Bond Index. The adviser selects equity ETFs holding stocks of any market capitalization and fixed income ETFs holding securities of any maturity or credit quality. A call option gives the owner the right, but not the obligation, to buy an ETF at a specified price (strike price) within a specific time period. A put option gives the owner the right, but not the obligation, to sell an ETF at a specified price (strike price) within a specific time period. By selling put and call options in return for the receipt of premiums (the purchase price of an option), the adviser attempts to increase Fund income as the passage of time decreases the value of the written options. Gains from written option premiums are capital gains, but commonly referred to as income. The option writing strategy is a form of leveraged investing. The adviser focuses on writing short-term options with less than one-month to maturity because their value erodes faster than long-term options.

Call Spread Sub-Strategy

When the adviser believes an ETF's price will decrease, remain unchanged, or only increase slightly it employs a call spread strategy. In a call option spread, the Fund sells (writes) an out of the money (above current market price) call option while also purchasing a further out of the money call option.

Put Spread Sub-Strategy

When the adviser believes an ETF's price will increase, remain unchanged, or only decrease slightly it employs a put spread strategy. In a put option spread, the Fund sells (writes) an out of the money (below current market price) put option while also purchasing a further out of the money put option.

The adviser selects the combination of reference assets and options that are expected to produce the highest level of income. The adviser expects the written options to expire worthless, but purchases lower-cost further out of the money options to insulate the Fund from large losses if the written options increase in value. The adviser expects options to be held to expiration, but may adjust positions following a large (over 10%) price swing in an option's reference ETF.

When writing options, the Fund is required to post collateral to assure its performance to the option buyer. The Fund will hold cash and cash-like instruments or high-quality short term fixed income securities (collectively, "Collateral"). The Collateral may consist of (1) U.S. Government securities, such as bills, notes and bonds issued by the U.S. Treasury; (2) money market funds (including affiliated money market ETFs); (3) fixed income ETFs; and/or (4) corporate debt securities, such as commercial paper and other short-term unsecured promissory notes issued by companies that are rated investment grade or of comparable quality. The adviser considers an unrated security to be of comparable quality to a security rated investment grade if it believes it has a similar low risk of default.

Principal Investment Risks: *As with all funds, there is the risk that you could lose money through your investment in the Fund. Many factors affect the Fund's net asset value and price of shares and performance.*

The following describes the principal risks the Fund bears with respect to its investments. As with any fund, there is no guarantee that the Fund will achieve its goal.

China Risk. The Chinese economy is generally considered an emerging market and can be significantly affected by economic and political conditions in China and may demonstrate significantly higher volatility than developed markets. China may be subject to considerable degrees of economic, political and social instability. The Chinese government has undertaken reform of economic and market practices and has expanded the sphere of private ownership of property in China. However, Chinese markets generally continue to experience inefficiency, volatility and pricing anomalies resulting from governmental influence, a lack of publicly available information and or political and social instability. Chinese companies are also subject to governmental intervention in their operations and structure. The Chinese economy is export-driven and highly reliant on trading with key partners. The Chinese government regulates the payment of foreign currency denominated obligations. Consequently, the RMB is not freely convertible and currency conversion transactions are subject to approval of PRC authorities. Although Chinese authorities have indicated an intent to move to a freely convertible RMB, there is no assurance that restrictions will not continue. The Chinese government may introduce new laws and regulations that could have an adverse effect on the Fund.

In the Chinese securities markets, a small number of issuers may represent a large portion of the entire market. The Chinese securities markets are subject to more frequent trading halts, low trading volume and price volatility. Recent developments in relations between the United States and China have heightened concerns of restrictions on trade between the two countries. An increase in tariffs or trade restrictions, or even the threat of such developments, could lead to a significant reduction in international trade, which could have a negative impact on China's export industry.

Chinese entities have incurred significant levels of debt and Chinese financial institutions hold relatively large amounts of non-performing debt. Thus, there exists a possibility that widespread defaults, which could trigger a financial crisis and make Chinese securities illiquid.

Disclosure and regulatory standards in emerging market countries, such as China, are in many respects less stringent than U.S. standards. There is substantially less publicly available information about Chinese issuers than there is about U.S. issuers.

The tax laws and regulations in China are somewhat unclear and are subject to change. The interpretation, application and enforcement of such laws could have an adverse effect on the Fund and its shareholders, particularly in relation to tax imposed upon foreign investors' capital gains. Uncertainties in Chinese tax rules could result in unexpected tax liabilities for the Fund.

- *Emerging Markets Risk.* China is still considered an emerging market economy. Investing in emerging markets involves not only the risks described below with respect to investing in foreign securities, but also other risks, including exposure to economic structures that are generally less diverse and mature, limited availability and reliability of information material to an investment decision, and exposure to political systems that can be expected to have less stability than those of developed countries. The market for the securities of issuers in emerging markets typically is small, and a low or non-existent trading volume in those securities may result in a lack of liquidity and price volatility.

Stock Connect Indirect Investment Risk. Fund counterparties investing in China A Shares through Stock Connect are subject to trading, clearance, settlement and other procedures, which could pose indirect risks to the Fund. Trading through Stock Connect is subject to the Daily Quota, which may restrict the ability to invest in China A Shares through Stock Connect on a timely basis and could affect the Fund's ability to effectively pursue its investment strategy through counterparties. Stock Connect will only operate on days when both the Chinese and Hong Kong markets are open for trading and when banking services are available in both markets on the corresponding settlement days. Therefore, an investment by a Fund counterparty in China A Shares through Stock Connect may indirectly subject the Fund to the risk of price fluctuations on days when the Chinese markets are open, but Stock Connect is not trading.

Equity Securities Risk. The net asset value of the Fund will fluctuate based on changes in the value of the equity securities held by the Fund. Equity prices can fall rapidly in response to developments affecting a specific company or industry, or to changing economic, political or market conditions.

Currency Risk. The Fund holds investments denominated in or that provide exposure to RMB. Changes in RMB currency exchange rates will affect the value of the Fund's investments and the value of Fund shares. RMB exchange rates can be very volatile and can change quickly and unpredictably. As a result, the value of an investment in the Fund may change quickly and without warning and your investment in the Fund may experience losses.

Small and Medium Capitalization Risk. The earnings and prospects of small and medium sized companies are more volatile than larger companies and may experience higher failure rates than larger companies. Small and medium sized companies normally have a lower trading volume than larger companies, which may tend to make their market price fall more disproportionately than larger companies in response to selling pressures and may have limited markets, product lines, or financial resources and lack management experience.

Foreign Closed Market Trading Risk. To the extent the Fund's investments are linked to those that trade in Chinese markets that are closed when the Fund and Exchange are open, there are likely to be deviations between current pricing of an underlying security and the prices at which the underlying securities are valued for purposes of the Fund's NAV. As a result, Fund shares may appear to trade at a significant discount or premium to NAV greater than those incurred by other ETFs. In addition, shareholders may not be able to purchase or redeem their shares of the Fund, or purchase or sell shares of the Fund on the Exchange, on days when the NAV of the Fund could be significantly affected by events in the relevant Chinese non-U.S. markets.

Derivatives Risk. Options, futures, and swaps are derivative investments. The use of derivative instruments involves risks different from, or possibly greater than, the risks associated with investing directly in securities and other traditional investments. These risks include (i) the risk that the counterparty to a derivative transaction may not fulfil its contractual obligations; (ii) risk of mispricing or improper valuation; and (iii) the risk that changes in the value of the derivative may not correlate perfectly with the underlying asset, rate or index. Derivative prices are highly volatile and may fluctuate substantially during a short period of time. Such prices are influenced by numerous factors that affect the markets, including, but not limited to: changing supply and demand relationships; government programs and policies; national and international political and economic events, changes in interest rates, inflation and deflation and changes in supply and demand relationships. Trading derivative instruments involves risks different from, or possibly greater than, the risks associated with investing directly in securities.

- *Options Risk.* As the buyer of a put or call option, the Fund risks losing the entire premium invested in the option if the Fund does not exercise the option. Spread writing exposes the Fund to losses up to the amount between strike prices of the purchased option and the written option.
- *Futures Risk.* The Fund's use of futures involves risks different from, or possibly greater than, the risks associated with investing directly in securities and other traditional investments. These risks include leverage risk, risk of mispricing or improper valuation, and the risk that changes in the value of the futures contract may not correlate perfectly with the underlying index.

- *Swaps Risk.* Swaps are subject to tracking risk because they may not be perfect substitutes for the instruments they are intended to hedge or replace. Over the counter swaps are subject to counterparty default. Leverage inherent in derivatives will tend to magnify the Fund's losses.

Active Management Risk. The Fund is subject to the risk that the investment management strategy may not produce the intended results and may negatively impact Fund performance. The adviser's overlay strategy will not fully protect the Fund from declines in the market.

ADR Risk. ADRs may be subject to some of the same risks as direct investment in foreign companies, which includes international trade, currency, political, regulatory and diplomatic risks. Under an unsponsored ADR arrangement, the foreign issuer assumes no obligations and the depositary's transaction fees are paid directly by the ADR holders. Unsponsored ADRs are organized without the cooperation of the issuer and information concerning the foreign issuer may not be as current as for sponsored ADRs and voting rights are not passed through.

Cash or Cash Equivalents Risk. At any time, the Fund may have significant investments in cash or cash equivalents. When a substantial portion of a portfolio is held in cash or cash equivalents, there is the risk that the value of the cash account, including interest, will not keep pace with inflation, thus reducing purchasing power over time. Additionally, in rising markets, holding cash or cash equivalents may adversely affect the Fund's performance and the Fund may not achieve its investment objective.

Counterparty Risk. Counterparty risk is the risk that a counterparty to a financial instrument held by the Fund or by a special purpose or structured vehicle invested in by the Fund may become insolvent or otherwise fail to perform its obligations, and the Fund may obtain no or limited recovery of its investment, and any recovery may be significantly delayed.

Early Close/Trading Halt Risk. An exchange or market may close or issue trading halts on specific securities, or the ability to buy or sell certain securities or financial instruments may be restricted, which may prevent the Fund from buying or selling certain securities or financial instruments. In these circumstances, the Fund may be unable to rebalance its portfolio, may be unable to accurately price its investments and may incur substantial trading losses.

ETF Structure Risk. The Fund is structured as an ETF and will invest in underlying ETFs. As a result, the Fund is subject to special risks, including:

- *Not Individually Redeemable.* The Fund's shares ("Shares") are not redeemable by retail investors and may be redeemed only by Authorized Participants at net asset value ("NAV") and only in Creation Units. A retail investor generally incurs brokerage costs when selling Shares.
- *Trading Issues.* Trading in Shares on NYSE Arca, Inc. (the "Exchange") may be halted due to market conditions or for reasons that, in the view of the Exchange, make trading in Shares inadvisable, such as extraordinary market volatility. There can be no assurance that Shares will continue to meet the listing requirements of the Exchange which may result in the Shares being delisted. An active trading market for the Shares may not be developed or maintained. If the Shares are traded outside a collateralized settlement system, the number of financial institutions that can act as Authorized Participants that can post collateral on an agency basis is limited, which may limit the market for the Shares.
- *Market Price Variance Risk.* The market prices of Shares will fluctuate in response to changes in NAV and supply and demand for Shares and will include a "bid-ask spread" charged by the exchange specialists, market makers or other participants that trade the Shares. There may be times when the market price and the NAV vary significantly. This means that Shares may trade at a discount to NAV.

- In times of market stress, market makers may step away from their role market making in the Shares and in executing trades, which can lead to differences between the market value of the Shares and the Fund's NAV.
- The market price of the Shares may deviate from the Fund's NAV, particularly during times of market stress, with the result that investors may pay significantly more or significantly less the Shares than the Fund's NAV, which is reflected in the bid and ask price for the Shares or in the closing price.
- In stressed market conditions, the market for the Shares may become less liquid in response to the deteriorating liquidity of the Fund's portfolio. This adverse effect on the liquidity of the Shares may, in turn, lead to differences between the market value of the Shares and the Fund's NAV.
- Cash Creation Unit Transactions Risk. Like other ETFs, the Fund sells and redeems its Shares only in large blocks called Creation Units and only to "Authorized Participants." However, unlike many other ETFs, the Fund expects to effect its creations and redemptions at least partially or fully for cash, rather than in-kind securities. Thus, an investment in the Fund may be less tax-efficient than an investment in other ETFs as the Fund may recognize a capital gain that it could have avoided by making redemptions in-kind. As a result, the Fund may pay out higher capital gains distributions than ETFs that redeem in-kind. Further, paying redemption proceeds in cash rather than through in-kind delivery of portfolio securities may require the Fund to dispose of or sell portfolio investments to obtain the cash needed to distribute redemption proceeds at an inopportune time.
- *Authorized Participant Risk.* Only an Authorized Participant may engage in creation or redemption transactions directly with the Fund. The Fund has a limited number of institutions that may act as an Authorized Participant on an agency basis (i.e., on behalf of other market participants). To the extent that Authorized Participants exit the business or are unable to proceed with creation or redemption orders with respect to the Fund and no other Authorized Participant is able to step forward to create or redeem Creation Units, Fund Shares may be more likely to trade at a premium or discount to net asset value and possibly face trading halts or delisting. Authorized Participant concentration risk may be heightened for securities or instruments that have lower trading volumes.

Limited History Risk. The Fund is a new ETF and has a limited history of operations for investors to evaluate.

Market and Geopolitical Risk. The increasing interconnectivity between global economies and financial markets increases the likelihood that events or conditions in one region or financial market may adversely impact issuers in a different country, region or financial market. Securities in the Fund's portfolio may underperform due to inflation (or expectations for inflation), interest rates, global demand for particular products or resources, natural disasters, climate change and climate-related events, pandemics, epidemics, terrorism, regulatory events and governmental or quasi-governmental actions. The occurrence of global events similar to those in recent years may result in market volatility and may have long term effects on both the U.S. and global financial markets.

Non-Diversified Fund Risk. Because the Fund is non-diversified and may invest a greater portion of its assets in fewer issuers than a diversified fund, changes in the market value of a single portfolio holding could cause greater fluctuations in the Fund's share price than would occur in a diversified fund. This may increase the Fund's volatility and cause the performance of a single portfolio holding or a relatively small number of portfolio holdings to have a greater impact on the Fund's performance.

Over-the-Counter Market Risk. Securities and options traded in over-the-counter markets may trade less frequently and in limited volumes and thus exhibit more volatility and liquidity risk, and the prices paid by the Fund in over-the-counter transactions may include an undisclosed dealer markup. The Fund is also exposed to default by the over-the-counter option writer who may be unwilling or unable to perform its contractual obligations to the Fund.

Volatility Risk. Significant short-term price movements could adversely impact the performance of the Fund. The Fund's performance may be volatile, which means that the Fund's performance may be subject to substantial short-term changes up or down.

Turnover Rate Risk. The Fund may have portfolio turnover rates significantly in excess of 100%. Increased Portfolio Turnover causes the Fund to incur higher brokerage costs, which may adversely affect the Fund's performance and may produce increased taxable distributions.

Underlying Fund Risk. ETFs in which the Fund invests are subject to investment advisory and other expenses, which will be indirectly paid by the Fund. As a result, the cost of investing in the Fund will be higher than the cost of investing directly in the underlying ETFs and may be higher than other funds that invest directly in stocks and bonds. Each of the ETFs is subject to its own specific risks, but the adviser expects the principal investments risks of such ETFs will be similar to the risks of investing in the Fund.

Affiliated Money Market ETF Conflict of Interest Risk. Because the Fund may invest in an affiliated ETF, the adviser is subject to conflicts of interest in allocating the Fund's assets to the affiliated ETF. The adviser will receive more revenue to the extent it selects an affiliated ETF rather than an unaffiliated ETF for inclusion in the Fund's portfolio.

U.S. Treasury and Agency Market Risk. The U.S. Treasury and agency market can be volatile, and the value of instruments correlated with these markets may fluctuate dramatically from day to day. U.S. Treasury and agency obligations may provide relatively lower returns than those of other securities. Similar to other debt instruments, U.S. Treasury and agency obligations are subject to debt instrument risk and interest rate risk. In addition, changes to the financial condition or credit rating of the U.S. Government may cause the value of U.S. Treasury and agency obligations to decline.

Performance: Performance information will be available in the prospectus after the Fund has been in operation for one full calendar year. Past performance is not necessarily an indication of how the Fund will perform in the future. Updated performance information will be available at no cost by visiting www.simplify.us or by calling 1 (855) 772-8488.

Investment Adviser: Simplify Asset Management Inc. (the "Adviser").

Portfolio Managers: David Berns, Chief Investment Officer of the Adviser, and Chris Getter, Emerging Markets Strategist of the Adviser serve as portfolio managers of the Fund. Dr. Berns and Mr. Getter have each served the Fund as a portfolio manager since it commenced operations and are jointly and primarily responsible for the management of the Fund.

Purchase and Sale of Fund Shares: The Fund will issue and redeem Shares at NAV only in large blocks of 25,000 Shares (each block of Shares is called a "Creation Unit"). Creation Units are issued and redeemed primarily in-kind for securities but may include cash. Individual Shares may only be purchased and sold in secondary market transactions through brokers. Except when aggregated in Creation Units in transactions with Authorized Participants, the Shares are not redeemable securities of the Fund.

Shares of the Fund are listed for trading on the Exchange and trade at market prices rather than NAV. Shares of the Fund may trade at a price that is greater than, at, or less than NAV.

Tax Information: The Fund's distributions generally will be taxable as ordinary income or long-term capital gains. A sale of Shares may result in capital gain or loss.

Payments to Broker-Dealers and Other Financial Intermediaries: If you purchase the Fund through a broker-dealer or other financial intermediary (such as a bank), the Fund and its related companies may pay the intermediary for the sale of Fund Shares and related services. These payments may create a conflict of interest by influencing the broker-dealer or other intermediary and your salesperson to recommend the Fund over another investment. Ask your salesperson or visit your financial intermediary's website for more information.

FUND SUMMARY – SIMPLIFY CURRENCY STRATEGY ETF

Investment Objective: The Simplify Currency Strategy ETF (the “Fund” or “FOXY”) seeks long term capital appreciation.

Fees and Expenses of the Fund: This table describes the fees and expenses that you may pay if you buy, hold, and sell shares of the Fund. **You may pay other fees, such as brokerage commissions and other fees to financial intermediaries, which are not reflected in the table or example below.**

Annual Fund Operating Expenses (expenses that you pay each year as a percentage of the value of your investment)	
Management Fees	0.75%
Distribution and Service (12b-1) Fees	0.00%
Other Expenses ⁽¹⁾	0.06%
Total Annual Fund Operating Expenses	0.81%

(1) Other Expenses includes interest expenses of 0.06%.

Example: This Example is intended to help you compare the cost of investing in the Fund with the cost of investing in other mutual funds.

The Example assumes that you invest \$10,000 in the Fund for the time periods indicated and then redeem all of your shares at the end of those periods. The Example also assumes that your investment has a 5% return each year and that the Fund’s operating expenses remain the same. Although your actual costs may be higher or lower, based upon these assumptions your costs would be:

1 Year	3 Years	5 Years	10 Years
\$83	\$259	\$450	\$1,002

Portfolio Turnover: The Fund pays transaction costs, such as commissions, when it buys and sells securities (or “turns over” its portfolio). A higher portfolio turnover rate may indicate higher transaction costs and may result in higher taxes when Fund shares are held in a taxable account. These costs, which are not reflected in annual fund operating expenses or in the Example, affect the Fund’s performance. During the period of February 3, 2025 (commencement of operations) through June 30, 2025, the Fund’s portfolio turnover rate was 0% of the average value of its portfolio.

Principal Investment Strategies:

The Fund is an actively managed exchange-traded fund (“ETF”). The adviser seeks to fulfil the Fund’s investment objective by investing primarily in foreign currency forward contracts, foreign currency forward swaps, and foreign currency futures contracts that provide exposure comparable to buying or selling the foreign currencies directly. The adviser employs one strategy for G-10 currencies and a different one for emerging market currencies.

The Fund’s currency investments will represent one or more “G-10” currencies, which include the Australian Dollar (AUD), Canadian Dollar (CAD), Euro (EUR), Japanese Yen (JPY), New Zealand Dollar (NZD), Norwegian Krone (NOK), British Pound (GBP), Swedish Krona (SEK), Swiss Franc (CHF), and U.S. Dollar (USD), as well as currencies of emerging market countries outside of the G-10. The Fund defines an emerging market country as any country that is (i) generally recognized to be an emerging market country by the international financial community, including the World Bank; (ii) classified by the United Nations as a developing country; or (iii) included in the MSCI Emerging Markets Index.

G-10 Currency Strategy

The Fund will generally enter into foreign currency forward contracts, foreign currency forward swaps, and foreign currency futures contracts in G-10 currencies, either long or short, based on the adviser's determination of which currencies it believes will outperform or underperform the U.S. Dollar, based on its proprietary forecast. The Fund will invest in long positions for G-10 currencies that are expected to appreciate relative to the U.S. dollar, and short positions for G-10 currencies that are expected to depreciate against the U.S. dollar.

Emerging Markets Currency Strategy

The Fund also enters into foreign currency forward contracts, foreign currency forward swaps, and foreign currency futures contracts for exposure to emerging market countries' currencies, either long or short. The adviser implements what is commonly referred to as a carry strategy for emerging market currencies. The adviser takes a long position in currencies with the highest interest rates while taking short positions in currencies with the lowest interest rates. Conceptually, this is economically similar borrowing in a low-interest rate currency and investing the borrowed amount into another higher-interest rate currency. Leverage has the effect of increasing the Fund's volatility as well as the potential for gains and losses.

The Fund invests in both physical delivery and USD cash-settled currency forward contracts. A cash-settled foreign currency forward contract is similar to a regular foreign currency forward contract, except that at maturity the cash-settled contract does not require physical delivery of currencies. A foreign exchange forward contract is an obligation to purchase or sell a specific currency on a future date (settlement date) for a fixed price set on the date of the contract (trade date). According to the terms of a cash-settled foreign currency forward contract, on the settlement date, the party that is long the now-depreciated currency pays the other party the amount of the depreciation times the notional amount of the contract. This represents the difference between the contracted forward price and the spot market rate at settlement date. By utilizing cash-settled foreign currency forward contracts, the Fund will not take physical delivery of a currency as part of a forward contract. All forward contracts are subject to counterparty default risk. The Fund limits net economic exposure at the time of investment to any one over-the-counter counterparty to 25% of Fund net assets.

The Fund is required to post collateral to assure its performance to the currency instrument counterparties. The Fund will hold cash and cash-like instruments or high-quality short term fixed income securities (collectively, "Collateral"). The Collateral may consist of (i) U.S. Government securities, such as bills, notes and bonds issued by the U.S. Treasury; (ii) money market funds (including affiliated money market ETFs); (iii) fixed income ETFs; and/or (iv) corporate debt securities, such as commercial paper and other short-term unsecured promissory notes issued by companies that are rated investment grade or of comparable quality. The adviser considers an unrated security to be of comparable quality to a security rated investment grade if it believes it has a similar low risk of default. The Fund anticipates the majority of the Fund's assets will be pledged as Collateral and the remainder of the portfolio will also be composed of Collateral. The Fund is classified as a "non-diversified" investment company under the Investment Company Act of 1940, as amended, which means that the Fund may invest a higher percentage of its assets in a fewer number of issuers than is permissible for a "diversified" Fund. Under normal circumstances, the Fund invests at least 80% of its net assets (plus any borrowings for investment purposes) in investments that provide economic exposure to currencies.

Principal Investment Risks: *As with all funds, there is the risk that you could lose money through your investment in the Fund. Many factors affect the Fund's net asset value and price of shares and performance.*

The following describes the principal risks the Fund bears with respect to its investments. As with any fund, there is no guarantee that the Fund will achieve its goal.

Foreign Currency Risk. The Fund holds investments that provide exposure to non-U.S. currency exchange rates. Changes in currency exchange rates and the relative value of non-U.S. currencies will affect the value of the Fund's investment and the value of Fund shares. Currency exchange rates can be very volatile and can change quickly and unpredictably. As a result, the value of an investment in the Fund may change quickly and without warning and your investment in the Fund may experience losses.

Forward Contracts Risk. A decision as to whether, when, and how to use forward contracts involves the exercise of skill and judgment and even a well-conceived forward contract transaction may be unsuccessful because of market behavior or unexpected events. The primary risks associated with the use of forward contracts, which may adversely affect the Fund's net asset value ("NAV") and total return, are (i) possible lack of a liquid secondary market for a forward contract and the resulting inability to close a forwards contract when desired; (ii) losses caused by unanticipated market movements, which are potentially unlimited; (iii) incorrect predictions of the direction of currency exchange rates and other economic factors; (iv) the possibility that the counterparty will default in the performance of its obligations; and (v) if the Fund has insufficient cash, it may have to sell securities from its portfolio to meet variation margin requirements, and the Fund may have to sell securities at a time when it may be disadvantageous to do so.

Swap Risk. Swaps are subject to tracking risk because they may not be perfect substitutes for the currencies they are intended to hedge or replace. Over the counter swaps are subject to counterparty default. Leverage inherent in swaps will tend to magnify the Fund's losses.

Counterparty Risk. Counterparty risk is the risk that a counterparty to a financial instrument held by the Fund may become insolvent or otherwise fail to perform its obligations, and the Fund may obtain no or limited recovery of its investment, and any recovery may be significantly delayed.

Futures Risk. The Fund's use of futures involves risks different from, or possibly greater than, the risks associated with investing directly in securities and other traditional investments. These risks include (i) leverage risk (ii) risk of mispricing or improper valuation; and (iii) the risk that changes in the value of the futures contract may not correlate perfectly with the underlying currency.

Foreign Investment Risk. The Fund may invest in derivative contracts with counterparties domiciled in countries outside the U.S. that may experience more rapid and extreme changes in ability to meet contractual obligations. These counterparties may be subject to additional risks, including political and economic risks, civil conflicts and war, greater volatility, expropriation and nationalization risks, currency fluctuations, higher transaction costs, delayed settlement, and less stringent investor protection and disclosure standards than those of U.S. markets.

Emerging Markets Risk. Investing in emerging market currencies subjects the Fund not only the risks described above with respect to investing in foreign securities, but also other risks, including exposure to economic structures that are generally less diverse and mature, limited availability and reliability of information material to an investment decision, and exposure to political systems that can be expected to have less stability than those of developed countries. The market for derivative contracts in emerging market currencies typically is smaller, which may result in a lack of liquidity and price volatility.

Active Management Risk. The Fund is subject to the risk that the investment management strategy may not produce the intended results and may negatively impact Fund performance.

Cash or Cash Equivalents Risk. At any time, the Fund may have significant investments in cash or cash equivalents. When a substantial portion of a portfolio is held in cash or cash equivalents, there is the risk that the value of the cash account, including interest, will not keep pace with inflation, thus reducing purchasing power over time. Additionally, in rising markets, holding cash or cash equivalents may adversely affect the Fund's performance and the Fund may not achieve its investment objective.

Early Close/Trading Halt Risk. An exchange or market may close or issue trading halts on specific securities, or the ability to buy or sell certain securities or financial instruments may be restricted, which may prevent the Fund from buying or selling certain securities or financial instruments. In these circumstances, the Fund may be unable to rebalance its portfolio, may be unable to accurately price its investments and may incur substantial trading losses.

ETF Structure Risk. The Fund is structured as an ETF. As a result, the Fund is subject to special risks, including:

- *Not Individually Redeemable.* The Fund's shares ("Shares") are not redeemable by retail investors and may be redeemed only by Authorized Participants at net asset value ("NAV") and only in Creation Units. A retail investor generally incurs brokerage costs when selling shares.
- *Trading Issues.* Trading in Shares on NYSE Arca, Inc. (the "Exchange") may be halted due to market conditions or for reasons that, in the view of the Exchange, make trading in Shares inadvisable, such as extraordinary market volatility. There can be no assurance that Shares will continue to meet the listing requirements of the Exchange which may result in the Shares being delisted. An active trading market for the Shares may not be developed or maintained. If the Shares are traded outside a collateralized settlement system, the number of financial institutions that can act as Authorized Participants that can post collateral on an agency basis is limited, which may limit the market for the Shares.
- *Market Price Variance Risk.* The market prices of Shares will fluctuate in response to changes in NAV and supply and demand for Shares and will include a "bid-ask spread" charged by the exchange specialists, market makers or other participants that trade the Shares. There may be times when the market price and the NAV vary significantly. This means that Shares may trade at a discount to NAV.
 - In times of market stress, market makers may step away from their role market making in the Shares and in executing trades, which can lead to differences between the market value of the Shares and the Fund's NAV.
 - The market price of the Shares may deviate from the Fund's NAV, particularly during times of market stress, with the result that investors may pay significantly more or significantly less the Shares than the Fund's NAV, which is reflected in the bid and ask price for the Shares or in the closing price.
 - In stressed market conditions, the market for the Shares may become less liquid in response to the deteriorating liquidity of the Fund's portfolio. This adverse effect on the liquidity of the Shares may, in turn, lead to differences between the market value of the Shares and the Fund's NAV.
- *Authorized Participant Risk.* Only an Authorized Participant may engage in creation or redemption transactions directly with the Fund. The Fund has a limited number of institutions that may act as an Authorized Participant on an agency basis (i.e., on behalf of other market participants). To the extent that Authorized Participants exit the business or are unable to proceed with creation or redemption orders with respect to the Fund and no other Authorized Participant is able to step forward to create or redeem Creation Units, Fund shares may be more likely to trade at a premium or discount to net asset value and possibly face trading halts or delisting. Authorized Participant concentration risk may be heightened for securities or instruments that have lower trading volumes.

Leverage Risk. The use of leverage by the Fund, such as through the use of forward contracts, may cause the Fund to incur additional expenses and will magnify the Fund's gains or losses.

Limited History Risk. The Fund is a new ETF and has a limited history of operations for investors to evaluate.

Market and Geopolitical Risk. The increasing interconnectivity between global economies and financial markets increases the likelihood that events or conditions in one region or financial market may adversely impact issuers and counterparties in a different country, region or financial market. Securities in the Fund's portfolio may underperform due to inflation (or expectations for inflation), interest rates, global demand for particular products or resources, natural disasters, climate change and climate-related events, pandemics, epidemics, terrorism, regulatory events and governmental or quasi-governmental actions. The occurrence of global events similar to those in recent years may result in market volatility and may have long term effects on both the U.S. and global financial markets.

Non-Diversified Fund Risk. Because the Fund is non-diversified and may invest a greater portion of its assets in fewer issuers than a diversified fund, changes in the market value of a single portfolio holding could cause greater fluctuations in the Fund's share price than would occur in a diversified fund. This may increase the Fund's volatility and cause the performance of a single portfolio holding or a relatively small number of portfolio holdings to have a greater impact on the Fund's performance.

Turnover Rate Risk. The Fund may have portfolio turnover rates significantly in excess of 100%. Increased Portfolio Turnover causes the Fund to incur higher brokerage costs, which may adversely affect the Fund's performance and may produce increased taxable distributions.

U.S. Treasury and Agency Market Risk. The U.S. Treasury and agency market can be volatile, and the value of instruments correlated with these markets may fluctuate dramatically from day to day. U.S. Treasury and agency obligations may provide relatively lower returns than those of other securities. Similar to other debt instruments, U.S. Treasury and agency obligations are subject to debt instrument risk and interest rate risk. In addition, changes to the financial condition or credit rating of the U.S. Government may cause the value of U.S. Treasury and agency obligations to decline.

Volatility Risk. Significant short-term price movements could adversely impact the performance of the Fund. The Fund's performance may be volatile, which means that the Fund's performance may be subject to substantial short-term changes up or down.

Affiliated Money Market ETF Conflict of Interest Risk. Because the Fund may invest in an affiliated ETF, the adviser is subject to conflicts of interest in allocating the Fund's assets to the affiliated ETF. The adviser will receive more revenue to the extent it selects an affiliated ETF rather than an unaffiliated ETF for inclusion in the Fund's portfolio.

Performance: Performance information will be available in the prospectus after the Fund has been in operation for one full calendar year. Past performance is not necessarily an indication of how the Fund will perform in the future. Updated performance information will be available at no cost by visiting www.simplify.us or by calling 1 (855) 772-8488.

Investment Adviser: Simplify Asset Management Inc. (the "Adviser").

Portfolio Managers: David Berns, Chief Investment Officer of the Adviser, Chris Getter, Emerging Markets Strategist of the Adviser and Ken Miller, Portfolio Manager of the Adviser serve as portfolio managers of the Fund. Dr. Berns and Mr. Miller have each served the Fund as a portfolio manager since it commenced operations and Mr. Getter has served as portfolio manager since October 2025. Dr. Berns and Messrs. Getter and Miller are jointly and primarily responsible for the management of the Fund.

Purchase and Sale of Fund Shares: The Fund will issue and redeem Shares at NAV only in large blocks of 25,000 Shares (each block of Shares is called a "Creation Unit"). Creation Units are issued and redeemed primarily in-kind for securities but may include cash. Individual Shares may only be purchased and sold in secondary market transactions through brokers. Except when aggregated in Creation Units in transactions with Authorized Participants, the Shares are not redeemable securities of the Fund.

Shares of the Fund are listed for trading on the Exchange and trade at market prices rather than NAV. Shares of the Fund may trade at a price that is greater than, at, or less than NAV. An investor may incur costs attributable to the difference between the highest price a buyer is willing to pay to purchase shares of the Fund (bid) and the lowest price a seller is willing to accept for shares of the Fund (ask) when buying or selling shares in the secondary market. Recent information on the Fund's NAV, market price, premiums and discounts, and bid-ask spreads is available at www.simplify.us/etfs.

Tax Information: The Fund's distributions generally will be taxable as ordinary income or long-term capital gains. A sale of Shares may result in capital gain or loss.

Payments to Broker-Dealers and Other Financial Intermediaries: If you purchase the Fund through a broker-dealer or other financial intermediary (such as a bank), the Fund and its related companies may pay the intermediary for the sale of Fund shares and related services. These payments may create a conflict of interest by influencing the broker-dealer or other intermediary and your salesperson to recommend the Fund over another investment. Ask your salesperson or visit your financial intermediary's website for more information.

FUND SUMMARY – SIMPLIFY ENHANCED INCOME ETF

Investment Objective: The Simplify Enhanced Income ETF (the “Fund” or “HIGH”) seeks to provide monthly income.

Fees and Expenses of the Fund: This table describes the fees and expenses that you may pay if you buy, sell, and hold shares of the Fund. **You may pay other fees, such as brokerage commissions and other fees to financial intermediaries on the purchase and sale of Fund shares, which are not reflected in the tables and examples below.**

Annual Fund Operating Expenses (expenses that you pay each year as a percentage of the value of your investment)	
Management Fees	0.50%
Distribution and Service (12b-1) Fees	0.00%
Other Expenses	0.00%
Total Annual Fund Operating Expenses	0.50%

Example: This Example is intended to help you compare the cost of investing in the Fund with the cost of investing in other funds.

The Example assumes that you invest \$10,000 in the Fund for the time periods indicated and then redeem all of your shares at the end of those periods. The Example also assumes that your investment has a 5% return each year and that the Fund’s operating expenses remain the same. Although your actual costs may be higher or lower, based upon these assumptions your costs would be:

1 Year	3 Years	5 Years	10 Years
\$51	\$160	\$280	\$628

Portfolio Turnover: The Fund pays transaction costs, such as commissions, when it buys and sells securities (or “turns over” its portfolio). A higher portfolio turnover rate may indicate higher transaction costs and may result in higher taxes when Fund shares are held in a taxable account. These costs, which are not reflected in annual fund operating expenses or in the Example, affect the Fund’s performance. During the most recent fiscal year, the Fund’s portfolio turnover rate was 0% of the average value of its portfolio.

Principal Investment Strategies: The Fund is an actively managed exchange-traded fund (“ETF”). The Fund’s Adviser seeks to fulfil the Fund’s investment objective by using two income strategies: (1) an interest income strategy and (2) an income generating option strategy. “Enhanced Income” in the Fund’s name refers to the strategy goal of producing additional income through options that enhances the Fund’s interest income.

Interest Income Strategy

The Fund invests primarily in interest income producing U.S. Treasury securities such as bills, notes, and bonds and fixed income ETFs that invest primarily in U.S. Treasuries. The Fund targets an average securities portfolio duration of two years or less but does not restrict individual security maturity. Duration is a measure of the price sensitivity of a debt instrument when interest rates change. For example, if a note has a duration of 1 year, a 1% rise in rates would result in a 1% decline in price. The Adviser selects securities to maximize portfolio yield within the current duration target and the Adviser sells securities primarily to adjust portfolio duration. The Adviser may invest in affiliated money market ETFs to manage liquidity or to pledge as collateral for derivatives.

Income Generating Option Strategy

To generate additional income, the Fund employs an exchange traded and over-the-counter (“OTC”) option spread writing strategy on equity, fixed income, volatility, commodity, and currency ETFs and exchange traded products (“ETPs”). The Adviser focuses on index-based domestically-traded ETFs, for example, such as those linked to the S&P 500[®] Index or the Bloomberg US Aggregate Bond Index. The Adviser selects equity ETFs holding stocks of any market capitalization and fixed income ETFs holding securities of any maturity or credit quality. A call option gives the owner the right, but not the obligation, to buy an ETF at a specified price (strike price) within a specific time period. A put option gives the owner the right, but not the obligation, to sell an ETF at a specified price (strike price) within a specific time period. By selling put and call options in return for the receipt of premiums (the purchase price of an option), the Adviser attempts to increase Fund income as the passage of time decreases the value of the written options. Gains from written option premiums are capital gains, but commonly referred to as income. The option writing strategy is a form of leveraged investing. The Adviser focuses on writing short-term options with less than one-month to maturity because their value erodes faster than long-term options.

Call Spread Sub-Strategy

When the Adviser believes an ETF’s price will decrease, remain unchanged, or only increase slightly it employs a call spread strategy. In a call option spread, the Fund sells (writes) an out of the money (above current market price) call option while also purchasing a further out of the money call option.

Put Spread Sub-Strategy

When the Adviser believes an ETF’s price will increase, remain unchanged, or only decrease slightly it employs a put spread strategy. In a put option spread, the Fund sells (writes) an out of the money (below current market price) put option while also purchasing a further out of the money put option.

The Adviser expects the written options to expire worthless, but purchases lower-cost further out of the money options to insulate the Fund from large losses if the written options increase in value. The Adviser expects options to be held to expiration, but may adjust positions following a large (over 10%) price swing in an option’s reference ETF.

When writing options, the Fund is required to post collateral to assure its performance to the option buyer. The Fund will hold cash and cash-like instruments or high-quality short term fixed income securities (collectively, “Collateral”). The Collateral may consist of (1) U.S. Government securities, such as bills, notes and bonds issued by the U.S. Treasury; (2) money market funds (including affiliated money market ETFs); (3) fixed income ETFs; and/or (4) corporate debt securities, such as commercial paper and other short-term unsecured promissory notes issued by companies that are rated investment grade or of comparable quality. The Adviser considers an unrated security to be of comparable quality to a security rated investment grade if it believes it has a similar low risk of default.

The Fund expects to gain exposure to certain options markets by investing up to 25% of its assets in a wholly owned subsidiary of the Fund organized under the laws of the Cayman Islands (the “Subsidiary”). The Subsidiary is advised by the Fund’s investment Adviser. Unlike the Fund, the Subsidiary is not an investment company registered under the Investment Company Act of 1940, as amended (the “1940 Act”). The Fund’s investment in the Subsidiary is intended to provide the Fund with exposure to options markets in accordance with applicable rules and regulations.

Principal Investment Risks: *As with all funds, there is the risk that you could lose money through your investment in the Fund. Many factors affect the Fund’s NAV and price of shares and performance.*

The following describes the principal risks the Fund bears with respect to its investments. As with any fund, there is no guarantee that the Fund will achieve its goal.

Active Management Risk. The Fund is subject to the risk that the investment management strategy may not produce the intended results and may negatively impact Fund performance.

Derivatives Risk. Options are a derivative investment. The use of derivative instruments involves risks different from, or possibly greater than, the risks associated with investing directly in securities and other traditional investments. These risks include (i) the risk that the counterparty to a derivative transaction may not fulfil its contractual obligations; (ii) risk of mispricing or improper valuation; and (iii) the risk that changes in the value of the derivative may not correlate perfectly with the underlying asset, rate or index. Derivative prices are highly volatile and may fluctuate substantially during a short period of time. Such prices are influenced by numerous factors that affect the markets, including, but not limited to: changing supply and demand relationships; government programs and policies; national and international political and economic events, changes in interest rates, inflation and deflation and changes in supply and demand relationships. Trading derivative instruments involves risks different from, or possibly greater than, the risks associated with investing directly in securities.

Option Risk. As the buyer of a put or call option, the Fund risks losing the entire premium invested in the option if the Fund does not exercise the option. Spread writing exposes the Fund to losses up to the amount between strike prices of the purchased option and the written option.

U.S. Treasuries Risk. U.S. Treasury obligations are backed by the “full faith and credit” of the U.S. government and generally have negligible credit risk. Securities issued or guaranteed by federal agencies or authorities and U.S. government-sponsored instrumentalities or enterprises may or may not be backed by the full faith and credit of the U.S. government.

Commodity Risk. Investments linked to commodity derivatives can be highly volatile compared to investments in traditional securities, and funds holding instruments linked to commodity derivatives may experience large losses. The value of instruments linked to commodity derivatives may be affected by market movements, commodity benchmarks, volatility, changes in interest rates, or factors affecting a particular industry, or commodity.

Currency Risk. The Fund holds investments that provide exposure to certain currencies, currency exchange rates or interest rates denominated in such currencies. Changes in currency exchange rates and the relative value of currencies will affect the value of the Fund’s investment and the value of Fund shares. Currency exchange rates can be very volatile and can change quickly and unpredictably. As a result, the value of an investment in the Fund may change quickly and without warning and your investment in the Fund may experience losses.

Counterparty Risk. Counterparty risk is the risk that a counterparty to a financial instrument held by the Fund or by a special purpose or structured vehicle invested in by the Fund may become insolvent or otherwise fail to perform its obligations, and the Fund may obtain no or limited recovery of its investment, and any recovery may be significantly delayed.

Early Close/Trading Halt Risk. An exchange or market may close or issue trading halts on specific securities, or the ability to buy or sell certain securities or financial instruments may be restricted, which may prevent the Fund from buying or selling certain securities or financial instruments. In these circumstances, the Fund may be unable to rebalance its portfolio, may be unable to accurately price its investments and may incur substantial trading losses.

ETF Structure Risks: The Fund is structured as an ETF and may invest in underlying ETFs. As a result, the Fund is subject to special risks, including:

- *Not Individually Redeemable.* The Fund’s shares (“Shares”) are not redeemable by retail investors and may be redeemed only by Authorized Participants at net asset value (“NAV”) and only in Creation Units. A retail investor generally incurs brokerage costs when selling shares.

- *Trading Issues.* Trading in Shares on the NYSE Arca, Inc. (the “Exchange”) may be halted due to market conditions or for reasons that, in the view of the Exchange, make trading in Shares inadvisable, such as extraordinary market volatility. There can be no assurance that Shares will continue to meet the listing requirements of the Exchange which may result in the Shares being delisted. An active trading market for the Shares may not be developed or maintained. If the Shares are traded outside a collateralized settlement system, the number of financial institutions that can act as Authorized Participants that can post collateral on an agency basis is limited, which may limit the market for the Shares.
- *Market Price Variance Risk.* The market prices of Shares will fluctuate in response to changes in NAV and supply and demand for Shares and will include a “bid-ask spread” charged by the exchange specialists, market makers or other participants that trade in the Shares. There may be times when the market price and the NAV vary significantly. This means that Shares may trade at a discount to NAV.
 - In times of market stress, market makers may step away from their role market making in the Shares and in executing trades, which can lead to differences between the market value of the Shares and the Shares’ NAV.
 - The market price of the Shares may deviate from NAV, particularly during times of market stress, with the result that investors may pay significantly more or significantly less for Shares than NAV, which is reflected in the bid and ask price for the Shares or in the closing price.
 - In stressed market conditions, the market for the Shares may become less liquid in response to the deteriorating liquidity of the Fund’s portfolio. This adverse effect on the liquidity of the Shares may, in turn, lead to differences between the market value of the Shares and NAV.
- *Authorized Participant Risk.* Only an Authorized Participant may engage in creation or redemption transactions directly with the Fund. The Fund has a limited number of institutions that may act as an Authorized Participant on an agency basis (i.e., on behalf of other market participants). To the extent that Authorized Participants exit the business or are unable to proceed with creation or redemption orders with respect to the Fund and no other Authorized Participant is able to step forward to create or redeem Creation Units, Fund shares may be more likely to trade at a premium or discount to net asset value and possibly face trading halts or delisting. Authorized Participant concentration risk may be heightened for securities or instruments that have lower trading volumes.

Fixed Income Securities Risk. When the Fund invests in fixed income securities, the value of your investment in the Fund will fluctuate with changes in interest rates. Typically, a rise in interest rates causes a decline in the value of fixed income securities owned by the Fund. In general, the market price of fixed income securities with longer maturities will increase or decrease more in response to changes in interest rates than shorter-term securities. Other risk factors include credit risk (the debtor may default), extension risk (an issuer may exercise its right to repay principal on a fixed rate obligation held by the Fund later than expected), and prepayment risk (the debtor may pay its obligation early, reducing the amount of interest payments). Below investment grade debt (commonly known as junk bonds) is subject to heightened credit risk. These risks could affect the value of a particular investment by the Fund, possibly causing the Fund’s share price and total return to be reduced and fluctuate more than other types of investments.

Leverage Risk. The use of leverage by the Fund, such as through the use of options, will cause the Fund to incur additional expenses and magnify the Fund’s gains or losses.

Market and Geopolitical Risk. The increasing interconnectivity between global economies and financial markets increases the likelihood that events or conditions in one region or financial market may adversely impact issuers in a different country, region or financial market. Securities in the Fund’s portfolio may underperform due to inflation (or expectations for inflation), interest rates, global demand for particular products or resources, natural disasters, climate change or climate related events, pandemics, epidemics, terrorism, regulatory events and governmental or quasi-governmental actions. The occurrence of global events similar to those in recent years may result in market volatility and may have long term effects on both the U.S. and global financial markets.

Over-the-Counter Market Risk. Securities and options traded in over-the-counter markets may trade less frequently and in limited volumes and thus exhibit more volatility and liquidity risk, and the prices paid by the Fund in over-the-counter transactions may include an undisclosed dealer markup. The Fund is also exposed to default by the over-the-counter option writer who may be unwilling or unable to perform its contractual obligations to the Fund.

Subsidiary Investment Risk. Changes in the laws of the United States and/or the Cayman Islands, under which the Fund and the Subsidiary are organized, respectively, could result in the inability of the Fund to operate as intended and could negatively affect the Fund and its shareholders. The Subsidiary is not registered under the 1940 Act and is not subject to all the investor protections of the 1940 Act. Thus, the Fund, as an investor in the Subsidiary, will not have all the protections offered to investors in registered investment companies.

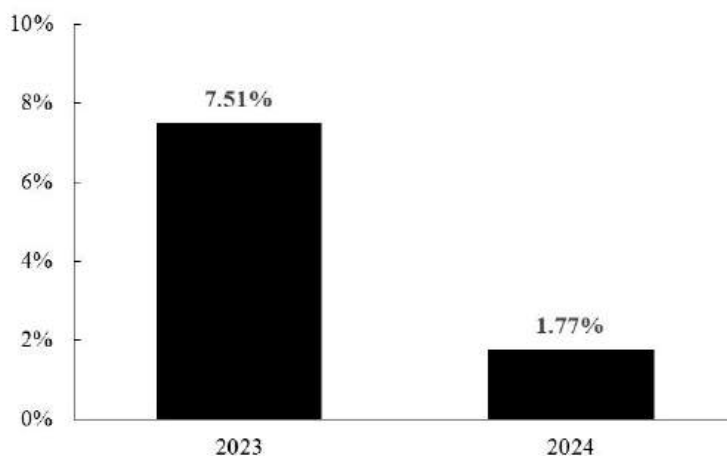
Underlying Fund Risk. Other investment companies, i.e. ETFs and money market funds (“Underlying Funds”) in which the Fund invests are subject to investment advisory and other expenses, which will be indirectly paid by the Fund. As a result, the cost of investing in the Fund will be higher than the cost of investing directly in the Underlying Funds and may be higher than other mutual funds that invest directly.

Affiliated Money Market ETF Conflict of Interest Risk. Because the Fund may invest in an affiliated ETF, the Adviser is subject to conflicts of interest in allocating the Fund’s assets to the affiliated ETF. The Adviser will receive more revenue to the extent it selects an affiliated ETF rather than an unaffiliated ETF for inclusion in the Fund’s portfolio.

Volatility Risk. Significant short-term price movements could adversely impact the performance of the Fund. The Fund’s performance may be volatile, which means that the Fund’s performance may be subject to substantial short-term changes up or down.

Turnover Rate Risk. The Fund may have portfolio turnover rates significantly in excess of 100%. Increased Portfolio Turnover causes the Fund to incur higher brokerage costs, which may adversely affect the Fund’s performance and may produce increased taxable distributions.

Performance: The following performance information provides some indication of the risks of investing in the Fund. The bar chart shows changes in the Fund’s performance from year to year. The table shows how the Fund’s average annual total returns compare to those of a broad-based securities market index and two additional indices. The Capital U.S. Corporate High Yield Index tracks U.S. high-yield corporate bonds and is included as a performance benchmark that reflects higher-income credit characteristics relevant to the Fund’s enhanced income strategy. The ICE BofA 3 Month US Treasury Bill Index represents short-duration Treasury bills and is included as a performance benchmark reflecting the cash-equivalent baseline for the Fund’s income generation approach. The Fund’s past performance (before and after taxes) is not necessarily an indication of how the Fund will perform in the future. Updated performance information is available at no cost by visiting www.simplify.us/etfs or by calling 1 (855) 772-8488.



During the periods shown in the bar chart above, the Fund's highest quarterly return was 2.58% (quarter ended June 30, 2023) and the Fund's lowest quarterly return was -1.45% (quarter ended September 30, 2024). The calendar year-to-date total return of the Fund as of September 30, 2025 was 5.96%.

Average Annual Total Returns for the Periods Ended December 31, 2024

	1 Year	Since Inception (10/27/22)
Return Before Taxes	1.77%	4.57%
Return After Taxes on Distributions	-1.48%	1.15%
Return After Taxes on Distributions and Sale of Fund Shares	1.05%	2.06%
Bloomberg U.S. Aggregate Bond Index (reflects no deduction for fees, expenses or taxes)	6.08%	5.01%
Capital U.S. Corporate High Yield Index (reflects no deduction for fees, expenses or taxes)	10.29%	10.44%
ICE BofA 3 Month US Treasury Bill Index (reflects no deduction for fees, expenses or taxes)	4.68%	4.89%

After-tax returns are calculated using the historical highest individual federal marginal income tax rates during the period covered by the table above and do not reflect the impact of state and local taxes. Actual after-tax returns depend on an investor's tax situation and may differ from those shown. After-tax returns shown are not relevant to investors who hold shares through tax-advantaged arrangements, such as 401(k) plans or individual retirement accounts.

Investment Adviser: Simplify Asset Management Inc. (the "Adviser").

Portfolio Managers: David Berns, Chief Investment Officer of the Adviser, Jeff Schwarte, Chief Equity Strategist of the Adviser and Emilio Freire, Portfolio Manager of the Adviser serve as portfolio managers of the Fund. Dr. Berns has served the Fund as a portfolio manager since it commenced operations in October 2022. Mr. Freire has served the Fund as a portfolio manager since July 2024. Mr. Schwarte has served as a portfolio manager since October 2025. Dr. Berns, Mr. Schwarte and Mr. Freire are jointly and primarily responsible for the management of the Fund.

Purchase and Sale of Fund Shares: The Fund will issue and redeem Shares at NAV only in large blocks of 25,000 Shares (each block of Shares is called a "Creation Unit"). Creation Units are issued and redeemed primarily in-kind for securities but may include cash. Individual Shares may only be purchased and sold in secondary market transactions through brokers. Except when aggregated in Creation Units in transactions with Authorized Participants, the Shares are not redeemable securities of the Fund.

Shares of the Fund are listed for trading on the Exchange and trade at market prices rather than NAV. Shares of the Fund may trade at a price that is greater than, at, or less than NAV. An investor may incur costs attributable to the difference between the highest price a buyer is willing to pay to purchase shares of the Fund (bid) and the lowest price a seller is willing to accept for shares of the Fund (ask) when buying or selling shares in the secondary market. Recent information on the Fund's NAV, market price, premiums and discounts, and bid-ask spreads is available at www.simplify.us/etfs.

Tax Information: The Fund's distributions generally will be taxable as ordinary income or long-term capital gains. A sale of Shares may result in capital gain or loss.

Payments to Broker-Dealers and Other Financial Intermediaries: If you purchase the Fund through a broker-dealer or other financial intermediary (such as a bank), the Fund and its related companies may pay the intermediary for the sale of Fund shares and related services. These payments may create a conflict of interest by influencing the broker-dealer or other intermediary and your salesperson to recommend the Fund over another investment. Ask your salesperson or visit your financial intermediary's website for more information.

FUND SUMMARY – SIMPLIFY GOLD STRATEGY PLUS INCOME ETF

Investment Objective: The Simplify Gold Strategy PLUS Income ETF (the “Fund” or “YGLD”) seeks income and capital appreciation.

Fees and Expenses of the Fund: This table describes the fees and expenses that you may pay if you buy, hold, and sell shares of the Fund. **You may pay other fees, such as brokerage commissions and other fees to financial intermediaries, which are not reflected in the table or example below.**

Annual Fund Operating Expenses (expenses that you pay each year as a percentage of the value of your investment)	
Management Fees	0.50%
Distribution and Service (12b-1) Fees	0.00%
Other Expenses ⁽¹⁾	0.03%
Total Annual Fund Operating Expenses	0.53%

(1) Other Expenses includes interest expenses of 0.03%.

Example: This Example is intended to help you compare the cost of investing in the Fund with the cost of investing in other mutual funds.

The Example assumes that you invest \$10,000 in the Fund for the time periods indicated and then redeem all of your shares at the end of those periods. The Example also assumes that your investment has a 5% return each year and that the Fund’s operating expenses remain the same. Although your actual costs may be higher or lower, based upon these assumptions your costs would be:

1 Year	3 Years	5 Years	10 Years
\$72	\$224	\$390	\$871

Portfolio Turnover: The Fund pays transaction costs, such as commissions, when it buys and sells securities (or “turns over” its portfolio). A higher portfolio turnover rate may indicate higher transaction costs and may result in higher taxes when Fund shares are held in a taxable account. These costs, which are not reflected in annual fund operating expenses or in the Example, affect the Fund’s performance. During the period of December 2, 2024 (commencement of operations) through June 30, 2025, the Fund’s portfolio turnover rate was 0% of the average value of its portfolio.

Principal Investment Strategies:

The Fund is an actively managed ETF. The adviser seeks to fulfill the Fund’s investment objective by using two strategies: (1) a gold futures strategy, and (2) an income generating option strategy.

Gold Futures Strategy

The adviser seeks capital gains through a gold futures strategy. The Fund is deemed to be concentrated because it holds the economic equivalent of more than 25% of its net assets in gold futures contracts.

Under normal market conditions, at the start of each quarter, the adviser selects gold futures so that the total value of economic gold exposure is up to approximately 150% of the net assets of the Fund. The adviser expects to rebalance this exposure quarterly. Consequently, as the price of gold future rises or falls, the Fund's exposure could be higher or lower than 150% during a quarter. However, the adviser will rebalance more frequently, if needed, to comply with the Investment Company Act of 1940 and its regulations related to derivatives. Gold futures are intended to track, although not lockstep, the price of gold. The Fund invests in standardized gold futures contracts traded on commodity exchanges registered with the Commodity Futures Trading Commission, such as the Commodity Exchange Inc. (commonly known as COMEX), which is a part of the Chicago Mercantile Exchange Group. The value of gold futures is determined by reference to 100 troy ounces of gold subject to an assay minimum of 995 fineness (i.e. 99.5% pure). The adviser invests primarily in front-month gold futures. Front-month gold futures contracts are those contracts with the shortest time to maturity. The adviser will roll futures contracts prior to their expiration into a contract with a longer maturity, although this does not produce rebalancing.

Income Generating Option Strategy

To generate income, the Fund employs an exchange traded and over-the-counter ("OTC") option spread writing strategy on equity, fixed income, and currency ETFs. The adviser focuses on index-based domestically-traded ETFs, for example, such as those linked to the S&P 500[®] Index or the Bloomberg US Aggregate Bond Index. The adviser selects equity ETFs holding stocks of any market capitalization and fixed income ETFs holding securities of any maturity or credit quality. A call option gives the owner the right, but not the obligation, to buy an ETF at a specified price (strike price) within a specific time period. A put option gives the owner the right, but not the obligation, to sell an ETF at a specified price (strike price) within a specific time period. By selling put and call options, in a spread writing strategy, in return for the receipt of premiums (the purchase price of an option), the adviser attempts to increase Fund income as the passage of time decreases the value of the written option leg of the spread. Gains from written option premiums are capital gains, but commonly referred to as income. The option writing strategy is a form of leveraged investing. The adviser focuses on writing short-term options with less than one-month to maturity because their value erodes faster than long-term options. The Adviser may invest in affiliated money market ETFs to manage liquidity or to pledge as collateral for derivatives.

Call Spread Sub-Strategy

When the adviser believes an ETF's price will decrease, remain unchanged, or only increase slightly it employs a call spread strategy. In a call option spread, the Fund sells (writes) an out of the money (above current market price) call option while also purchasing a further out of the money call option.

Put Spread Sub-Strategy

When the adviser believes an ETF's price will increase, remain unchanged, or only decrease slightly it employs a put spread strategy. In a put option spread, the Fund sells (writes) an out of the money (below current market price) put option while also purchasing a further out of the money put option.

The adviser expects the written options to expire worthless, but purchases lower-cost further out of the money options to insulate the Fund from large losses if the written options increase in value. The adviser expects options to be held to expiration, but may adjust positions following a large (over 10%) price swing in an option's reference ETF. The Fund limits net economic exposure at the time of investment to any one over-the-counter counterparty to 25% of Fund net assets.

When writing options or using gold futures, the Fund is required to post collateral to assure its performance. The Fund will hold cash and cash-like instruments or high-quality short term fixed income securities (collectively, "Collateral"). The Collateral may consist of (1) U.S. Government securities, such as bills, notes and bonds issued by the U.S. Treasury; (2) money market funds (including affiliated money market ETFs); (3) fixed income ETFs; and/or (4) corporate debt securities, such as commercial paper and other short-term unsecured promissory notes issued by companies that are rated investment grade or of comparable quality. The adviser considers an unrated security to be of comparable quality to a security rated investment grade if it believes it has a similar low risk of default. The majority of the Fund's securities portfolio will consist of Collateral and approximately up to 25% will consist of the purchased leg of options related to the option spread strategy.

The Fund expects to gain exposure to gold futures and certain options markets by investing up to 25% of its assets in a wholly owned subsidiary of the Fund organized under the laws of the Cayman Islands (the "Subsidiary"). The Subsidiary is advised by the Fund's investment adviser. Unlike the Fund, the Subsidiary is not an investment company registered under the Investment Company Act of 1940, as amended (the "1940 Act") and is not subject to all of the investor protections of the 1940 Act. The Fund's investment in the Subsidiary is intended to provide the Fund with exposure to gold futures and certain options markets in accordance with applicable rules and regulations.

The Fund, by investing in the Subsidiary when viewed together with the Fund, will operate as though it is subject to the protections offered to investors in registered investment companies with respect to Sections 8 and 18 of the 1940 Act (regarding investment policies, capital structure and leverage), Section 15 of the 1940 Act (regarding investment advisory contracts) and Section 17 of the 1940 Act (regarding affiliated transactions and custody). The Fund wholly owns and controls the Subsidiary, and the Fund and Subsidiary are both managed by the adviser, making it unlikely that the Subsidiary will take action contrary to the interests of the Fund or its shareholders. The Fund's Board has oversight responsibility for the investment activities of the Fund, including its investment in the Subsidiary, and the Fund's role as the sole shareholder of the Subsidiary. Also, the Adviser in managing the Subsidiary's investment portfolio, is subject to the same investment restrictions and operational guidelines that apply to the management of the Fund, when viewed on a consolidated basis.

The Fund is a "commodity pool" under the U.S. Commodity Exchange Act ("CEA"), and the Adviser is a "commodity pool operator" registered with and regulated by the Commodity Futures Trading Commission ("CFTC"). As a result, additional CFTC-mandated disclosure, reporting and recordkeeping obligations apply with respect to the Fund under CFTC and Securities and Exchange Commission ("SEC") harmonized regulations. The Fund is classified as a "non-diversified" investment company under the Investment Company Act of 1940, as amended, which means that the Fund may invest a higher percentage of its assets in a fewer number of issuers than is permissible for a "diversified" Fund.

Principal Investment Risks: *As with all funds, there is the risk that you could lose money through your investment in the Fund. Many factors affect the Fund's net asset value and price of shares and performance.*

The following describes the principal risks the Fund bears with respect to its investments. As with any fund, there is no guarantee that the Fund will achieve its goal.

Gold Risk. The price of gold may be volatile and gold futures contracts may be highly sensitive to the price of gold. The price of gold can be significantly affected by international monetary and political developments such as currency devaluation or revaluation, central bank movements, economic and social conditions within a country, transactional or trade imbalances, or trade or currency restrictions between countries. Gold prices may be influenced by the fact that physical gold has sales commission, storage, insurance, and auditing expenses, which may tend to reduce trading and liquidity.

Gold Futures Risk. The Fund's use of gold futures involves risks different from, or possibly greater than, the risks associated with investing directly in securities and other traditional investments. Investments in futures involve leverage, which means a small percentage of assets invested in futures can have a disproportionately large impact on the Fund. This risk could cause the Fund to lose more than the principal amount invested. Futures contracts may become mispriced or improperly valued when compared to the adviser's expectation and may not produce the desired investment results. Additionally, changes in the value of futures contracts may not track or correlate perfectly with the underlying gold bullion due to factors such as temporary, or even long-term, supply and demand imbalances, speculation, or other pressures on the market. Futures exchanges may impose daily or intra-day price change limits and/or limit the volume of trading.

Derivatives Risk. Options and gold futures are derivative investments. The use of derivative instruments involves risks different from, or possibly greater than, the risks associated with investing directly in securities and other traditional investments. These risks include (i) the risk that the counterparty to a derivative transaction may not fulfil its contractual obligations; (ii) risk of mispricing or improper valuation; and (iii) the risk that changes in the value of the derivative may not correlate perfectly with the underlying asset, rate or index. Derivative prices are highly volatile and may fluctuate substantially during a short period of time. Such prices are influenced by numerous factors that affect the markets, including, but not limited to: changing supply and demand relationships; government programs and policies; national and international political and economic events, changes in interest rates, inflation and deflation and changes in supply and demand relationships. Trading derivative instruments involves risks different from, or possibly greater than, the risks associated with investing directly in securities.

Options Risk. As the buyer of a put or call option, the Fund risks losing the entire premium invested in the option if the Fund does not exercise the option. Spread writing exposes the Fund to losses up to the amount between strike prices of the purchased option and the written option. To the extent not offset by the purchased leg of an option spread, an increase in the price of the written leg will produce a corresponding loss to the Fund.

Active Management Risk. The Fund is subject to the risk that its investment management strategy may not produce the intended results and may negatively impact Fund performance.

Cash or Cash Equivalents Risk. At any time, the Fund may have significant investments in cash or cash equivalents. When a substantial portion of a portfolio is held in cash or cash equivalents, there is the risk that the value of the cash account, including interest, will not keep pace with inflation, thus reducing purchasing power over time. Additionally, in rising markets, holding cash or cash equivalents may adversely affect the Fund's performance and the Fund may not achieve its investment objective.

Affiliated Money Market ETF Conflict of Interest Risk. Because the Fund may invest in an affiliated ETF, the adviser is subject to conflicts of interest in allocating the Fund's assets to the affiliated ETF. The adviser will receive more revenue to the extent it selects an affiliated ETF rather than an unaffiliated ETF for inclusion in the Fund's portfolio.

Concentration Risk. The Fund's net asset value may fluctuate more than that of a fund that does not concentrate in gold futures.

Currency Risk. Changes in currency exchange rates and the relative value of currencies will affect the value of the Fund's currency-linked option investments and the value of Fund shares. Currency exchange rates can be very volatile and can change quickly and unpredictably. As a result, the value of an investment in the Fund may change quickly and without warning and your investment in the Fund may experience losses.

Counterparty Risk. Counterparty risk is the risk that a counterparty to a financial instrument held by the Fund may become insolvent or otherwise fail to perform its obligations, and the Fund may obtain no or limited recovery of its investment, and any recovery may be significantly delayed.

Equity Securities Risk. The net asset value of the Fund will fluctuate based on changes in the value of the options on equity securities held by the Fund. Equity prices can fall rapidly in response to developments affecting a specific company or industry, or to changing economic, political or market conditions.

Early Close/Trading Halt Risk. An exchange or market may close or issue trading halts on specific securities, or the ability to buy or sell certain securities or financial instruments may be restricted, which may prevent the Fund from buying or selling certain securities or financial instruments. In these circumstances, the Fund may be unable to rebalance its portfolio, may be unable to accurately price its investments and may incur substantial trading losses.

ETF Structure Risk. The Fund is structured as an ETF. As a result, the Fund is subject to special risks, including:

- *Not Individually Redeemable.* The Fund's shares ("Shares") are not redeemable by retail investors and may be redeemed only by Authorized Participants at net asset value ("NAV") and only in Creation Units. A retail investor generally incurs brokerage costs when selling shares.

- *Trading Issues.* Trading in Shares on NYSE Arca, Inc. (the “Exchange”) may be halted due to market conditions or for reasons that, in the view of the Exchange, make trading in Shares inadvisable, such as extraordinary market volatility. There can be no assurance that Shares will continue to meet the listing requirements of the Exchange which may result in the Shares being delisted. An active trading market for the Shares may not be developed or maintained. If the Shares are traded outside a collateralized settlement system, the number of financial institutions that can act as Authorized Participants that can post collateral on an agency basis is limited, which may limit the market for the Shares.
- *Market Price Variance Risk.* The market prices of Shares will fluctuate in response to changes in NAV and supply and demand for Shares and will include a “bid-ask spread” charged by the exchange specialists, market makers or other participants that trade the Shares. There may be times when the market price and the NAV vary significantly. This means that Shares may trade at a discount to NAV.
 - In times of market stress, market makers may step away from their role market making in the Shares and in executing trades, which can lead to differences between the market value of the Shares and the Fund’s NAV.
 - The market price of the Shares may deviate from the Fund’s NAV, particularly during times of market stress, with the result that investors may pay significantly more or significantly less the Shares than the Fund’s NAV, which is reflected in the bid and ask price for the Shares or in the closing price.
 - In stressed market conditions, the market for the Shares may become less liquid in response to the deteriorating liquidity of the Fund’s portfolio. This adverse effect on the liquidity of the Shares may, in turn, lead to differences between the market value of the Shares and the Fund’s NAV.
- *Authorized Participant Risk.* Only an Authorized Participant may engage in creation or redemption transactions directly with the Fund. The Fund has a limited number of institutions that may act as an Authorized Participant on an agency basis (i.e., on behalf of other market participants). To the extent that Authorized Participants exit the business or are unable to proceed with creation or redemption orders with respect to the Fund and no other Authorized Participant is able to step forward to create or redeem Creation Units, Fund shares may be more likely to trade at a premium or discount to net asset value and possibly face trading halts or delisting. Authorized Participant concentration risk may be heightened for securities or instruments that have lower trading volumes.

Fixed Income Securities Risk. When the Fund invests in fixed income securities, the value of your investment in the Fund will fluctuate with changes in interest rates. Typically, a rise in interest rates causes a decline in the value of fixed income securities. In general, the market price of fixed income securities with longer maturities will increase or decrease more in response to changes in interest rates than shorter-term securities. Other risk factors include credit risk (the debtor may default), extension risk (an issuer may exercise its right to repay principal on a fixed rate obligation held by the Fund later than expected), and prepayment risk (the debtor may pay its obligation early, reducing the amount of interest payments). These risks could affect the value of a particular investment by the Fund, possibly causing the Fund’s share price and total return to be reduced and fluctuate more than other types of investments.

Leverage Risk. The use of leverage by the Fund, such as through the use of options, will cause the Fund to incur additional expenses and magnify the Fund’s gains or losses.

Limited History Risk. The Fund is a new ETF and has a limited history of operations for investors to evaluate.

Market and Geopolitical Risk. The increasing interconnectivity between global economies and financial markets increases the likelihood that events or conditions in one region or financial market may adversely impact issuers in a different country, region or financial market. Securities in the Fund’s portfolio may underperform due to inflation (or expectations for inflation), interest rates, global demand for particular products or resources, natural disasters, climate change and climate-related events, pandemics, epidemics, terrorism, regulatory events and governmental or quasi-governmental actions. The occurrence of global events similar to those in recent years may result in market volatility and may have long term effects on both the U.S. and global financial markets.

Non-Diversified Fund Risk. Because the Fund is non-diversified and may invest a greater portion of its assets in fewer issuers than a diversified fund, changes in the market value of a single portfolio holding could cause greater fluctuations in the Fund's share price than would occur in a diversified fund. This may increase the Fund's volatility and cause the performance of a single portfolio holding or a relatively small number of portfolio holdings to have a greater impact on the Fund's performance.

Over-the-Counter Market Risk. Securities and options traded in over-the-counter markets may trade less frequently and in limited volumes and thus exhibit more volatility and liquidity risk, and the prices paid by the Fund in over-the-counter transactions may include an undisclosed dealer markup. The Fund is also exposed to default by the over-the-counter option writer who may be unwilling or unable to perform its contractual obligations to the Fund.

Subsidiary Investment Risk. Changes in the laws of the United States and/or the Cayman Islands, under which the Fund and the Subsidiary are organized, respectively, could result in the inability of the Fund to operate as intended and could negatively affect the Fund and its shareholders. The Subsidiary is not registered under the 1940 Act and is not subject to all the investor protections of the 1940 Act. Thus, the Fund, as an investor in the Subsidiary, will not have all the protections offered to investors in registered investment companies.

Turnover Rate Risk. The Fund may have portfolio turnover rates significantly in excess of 100%. Increased Portfolio Turnover causes the Fund to incur higher brokerage costs, which may adversely affect the Fund's performance and may produce increased taxable distributions.

U.S. Treasury and Agency Market Risk. The U.S. Treasury and agency market can be volatile, and the value of instruments correlated with these markets may fluctuate dramatically from day to day. U.S. Treasury and agency obligations may provide relatively lower returns than those of other securities. Similar to other debt instruments, U.S. Treasury and agency obligations are subject to debt instrument risk and interest rate risk. In addition, changes to the financial condition or credit rating of the U.S. Government may cause the value of U.S. Treasury and agency obligations to decline.

Volatility Risk. Significant short-term price movements could adversely impact the performance of the Fund. The Fund's performance may be volatile, which means that the Fund's performance may be subject to substantial short-term changes up or down.

Performance: Performance information will be available in the prospectus after the Fund has been in operation for one full calendar year. Past performance is not necessarily an indication of how the Fund will perform in the future. Updated performance information will be available at no cost by visiting www.simplify.us or by calling 1 (855) 772-8488.

Investment Adviser: Simplify Asset Management Inc. (the "Adviser").

Portfolio Managers: David Berns, Chief Investment Officer of the Adviser, and Emilio Freire Bauzano, Portfolio Manager of the Adviser serve as portfolio managers of the Fund. Dr. Berns and Mr. Bauzano have each served the Fund as a portfolio manager since it commenced operations and are jointly and primarily responsible for the management of the Fund.

Purchase and Sale of Fund Shares: The Fund will issue and redeem Shares at NAV only in large blocks of 25,000 Shares (each block of Shares is called a "Creation Unit"). Creation Units are issued and redeemed primarily in-kind for securities but may include cash. Individual Shares may only be purchased and sold in secondary market transactions through brokers. Except when aggregated in Creation Units in transactions with Authorized Participants, the Shares are not redeemable securities of the Fund.

Shares of the Fund are listed for trading on the Exchange and trade at market prices rather than NAV. Shares of the Fund may trade at a price that is greater than, at, or less than NAV. An investor may incur costs attributable to the difference between the highest price a buyer is willing to pay to purchase shares of the Fund (bid) and the lowest price a seller is willing to accept for shares of the Fund (ask) when buying or selling shares in the secondary market. Recent information on the Fund's NAV, market price, premiums and discounts, and bid-ask spreads is available at www.simplify.us/etfs.

Tax Information: The Fund's distributions generally will be taxable as ordinary income or long-term capital gains. A sale of Shares may result in capital gain or loss.

Payments to Broker-Dealers and Other Financial Intermediaries: If you purchase the Fund through a broker-dealer or other financial intermediary (such as a bank), the Fund and its related companies may pay the intermediary for the sale of Fund shares and related services. These payments may create a conflict of interest by influencing the broker-dealer or other intermediary and your salesperson to recommend the Fund over another investment. Ask your salesperson or visit your financial intermediary's website for more information.

FUND SUMMARY – SIMPLIFY GOVERNMENT MONEY MARKET ETF

Investment Objective: The Simplify Government Money Market ETF (the “Fund” or “SBIL”) seeks current income as is consistent with liquidity and stability of principal.

Fees and Expenses of the Fund: This table describes the fees and expenses that you may pay if you buy, hold, and sell shares of the Fund. **You may pay other fees, such as brokerage commissions and other fees to financial intermediaries, which are not reflected in the table or example below.**

Annual Fund Operating Expenses (expenses that you pay each year as a percentage of the value of your investment)	
Management Fees ¹	0.15%
Distribution and Service (12b-1) Fees	0.00%
Other Expenses ²	0.00%
Total Annual Fund Operating Expenses	0.15%

- 1 Pursuant to a management agreement, Simplify Asset Management, Inc., the Fund’s investment adviser, pays all operating expenses of the Fund other than interest expenses, taxes, brokerage expenses, Rule 12b-1 fees (if any), acquired fund fees and expenses, expenses incidental to a meeting of the Fund’s shareholders, and the management fee.
- 2 Other Expenses are estimated for Fund’s initial fiscal year.

Example: This Example is intended to help you compare the cost of investing in the Fund with the cost of investing in other mutual funds.

The Example assumes that you invest \$10,000 in the Fund for the time periods indicated and then redeem all of your shares at the end of those periods. The Example also assumes that your investment has a 5% return each year and that the Fund’s operating expenses remain the same. Although your actual costs may be higher or lower, based upon these assumptions your costs would be:

1 Year	3 Years
\$15	\$48

Principal Investment Strategies:

The Fund operates as a “government money market fund” pursuant to Rule 2a-7 under the Investment Company Act of 1940, as amended, and is subject to related restrictions on its portfolio composition. Consequently, the Fund invests at least 99.5% of its total assets in (i) cash, (ii) U.S. Government securities, and (iii) repurchase agreements fully collateralized by such obligations or cash. Additionally, the Fund invests in securities maturing in 397 days or less and maintains a portfolio dollar-weighted average maturity of 60 days or less and a dollar-weighted average life of 120 days or less. Furthermore, the Fund will hold securities that are sufficiently liquid to meet reasonably foreseeable shareholder redemptions and maintain at least 25% of its total assets in “daily” liquid assets and at least 50% of its total assets in “weekly” liquid assets.

U.S. Government securities are obligations issued or guaranteed as to principal or interest by the U.S. Government, its agencies or instrumentalities. Certain obligations that are issued by U.S. government agencies or instrumentalities (also referred to as government sponsored enterprises or GSEs, which have been created under Congressional charter) are not fully guaranteed by the U.S. Treasury. For example, debt issued by the Federal National Mortgage Association (Fannie Mae), the Federal Home Loan Mortgage Corporation (Freddie Mac) and the Federal Home Loan Banks are not supported by the full faith and credit of the United States. The maturity of certain variable and floating rate instruments is measured by reference to the next interest rate reset date rather than the absolute maturity of the instrument. The Fund may transact in securities on a when-issued, delayed delivery or forward commitment basis.

Additionally, the Fund invests, under normal circumstances, at least 80% of its net assets, plus the amount of any borrowings for investment purposes, in U.S. Government securities. For this purpose, U.S. Government securities are as defined above plus repurchase agreements fully collateralized by U.S. Government securities. This 80% policy is a non-fundamental policy and the Fund will not change it without providing shareholders with at least 60 days’ prior notice.

The Fund’s Board of Trustees (the “Board”) has determined that the Fund will qualify as a “government money market fund” pursuant to Rule 2a-7. Many U.S. government money market instruments pay income that is generally exempt from state and local income tax, although they may be subject to corporate franchise tax in some states.

The Fund may invest a significant percentage of its assets in repurchase agreements. Repurchase agreements are transactions in which the Fund purchases government securities and simultaneously commits to resell them to the same counterparty at a future time and at a price reflecting a market rate of interest. The Fund expects to focus initially in overnight repurchase agreements. However, in the future, the Fund may invest in repurchase agreements with longer maturities. Income from repurchase agreements may not be exempt from state and local income taxation. Repurchase agreements often offer a higher yield than investments directly in government securities. The Fund does not charge a liquidity fee on redemptions.

Although the Fund will seek to continue to qualify as a “government money market fund,” it will not seek to maintain a stable net asset value (“NAV”) per share using the amortized cost or penny rounding method of valuation. Instead, the Fund will calculate its NAV per share based on the market value of its investments. In addition, unlike a traditional money market fund, the Fund operates as an exchange traded fund (“ETF”). As an ETF, the Fund’s shares will be traded on NYSE Arca, Inc. (“NYSE Arca”) and will generally fluctuate in accordance with changes in NAV per share as well as the relative supply of, and demand for, shares on NYSE Arca. An investment in the Fund is not a bank account and is not insured or guaranteed by the Federal Deposit Insurance Corporation or any other government agency. The Fund’s sponsor is not required to reimburse the Fund for losses, and you should not expect that the sponsor will provide financial support to the Fund at any time, including during periods of market stress.

You could lose money by investing in the Fund.

The Fund is an actively managed ETF that does not seek to replicate the performance of a specified index.

Adviser's Strategy

Simplify Asset Management, Inc. is the investment adviser to the Fund and makes the Fund's investment decisions. The adviser selects money market instruments for the Fund based on its assessment of relative values and changes in market and economic conditions. The adviser also considers safety of principal and liquidity in selecting securities for the Fund and thus may not buy securities that offer the highest yield.

Principal Investment Risks: *As with all funds, there is the risk that you could lose money through your investment in the Fund. Many factors affect the Fund's net asset value and price of shares and performance.*

The following describes the principal risks the Fund bears with respect to its investments. As with any fund, there is no guarantee that the Fund will achieve its goal.

Interest Rate Risk. Interest rate risk is the risk that the value of a debt security may fall when interest rates rise. In general, the market price of debt securities with longer maturities will go down more in response to changes in interest rates than the market price of shorter-term securities. Due to fluctuations in interest rates, the market value of such securities may vary during the period shareholders own shares of the Fund. Very low interest rates may magnify interest rate risk. During periods of very low interest rates, the Fund may be unable to maintain positive returns or pay dividends to Fund shareholders. The Fund may be subject to a greater risk of rising interest rates during a period of historically low interest rates. Changing interest rates may have unpredictable effects on markets, may result in heightened market volatility, and may detract from the Fund's ability to achieve its investment objective.

U.S. Treasury Market Risk. Direct obligations of the U.S. Treasury have historically involved little risk of loss of principal if held to maturity. However, due to fluctuations in interest rates, the market value of such securities may vary during the period shareholders own shares of the Fund. In addition, notwithstanding that U.S. Treasury obligations are backed by the full faith and credit of the United States, circumstances could arise that could prevent the timely payment of interest or principal, such as reaching the legislative "debt ceiling." Such non-payment could result in losses to the Fund and substantial negative consequences for the U.S. economy and the global financial system. Changes to the financial condition or credit rating of the U.S. Government may cause the value of U.S. Treasury obligations to decline.

U.S. Government Obligations Risk. Different types of U.S. Government securities have different levels of credit risk depending on the nature of the particular government support for that security. Securities issued by certain U.S. Government agencies and certain U.S. Government sponsored enterprises, are not guaranteed by the U.S. Government or supported by the full faith and credit of the United States. For example, the debt of U.S. Government sponsored enterprises, such as that issued by the Federal National Mortgage Association (Fannie Mae), the Federal Home Loan Mortgage Corporation (Freddie Mac) and the Federal Home Loan Banks are not guaranteed by the U.S. Government or supported by the full faith and credit of the United States. In addition, circumstances could arise that could prevent the timely payment of interest or principal on U.S. Government obligations, such as reaching the legislative "debt ceiling." Such non-payment could result in losses to the Fund and substantial negative consequences for the U.S. economy and the global financial system. Changes to the financial condition or credit rating of the U.S. Government may cause the value of U.S. Government obligations to decline.

Repurchase Agreements Risk. If the other party to a repurchase agreement defaults on its obligation under the agreement, the Fund may suffer delays and incur costs or lose money in exercising its rights under the agreement. If the seller fails to repurchase the security and the market value of the security declines, the Fund may lose money.

Credit Risk. The issuer of a debt security (i.e., the borrower) may be unable or unwilling to make timely payments of interest and principal when due or otherwise honor their obligations. Changes in an issuer's credit rating or the market's perception of an issuer's creditworthiness may also adversely affect the value of the Fund's investment in that issuer.

Market and Geopolitical Risk. The increasing interconnectivity between global economies and financial markets increases the likelihood that events or conditions in one region or financial market may adversely impact issuers in a different country, region or financial market. Securities in the Fund's portfolio may underperform due to inflation (or expectations for inflation), interest rates, global demand for particular products or resources, natural disasters, climate change and climate-related events, pandemics, epidemics, terrorism, regulatory events and governmental or quasi-governmental actions. The occurrence of global events similar to those in recent years may result in market volatility and may have long term effects on both the U.S. and global financial markets.

Limited History Risk. The Fund is a new ETF and has a limited history of operations for investors to evaluate. The Fund may fail to reach an economically viable size and may close. Large redemptions may force the Fund to sell portfolio securities or other assets when it might not otherwise do so, which may negatively impact the Fund's NAV, increase the Fund's brokerage costs and/or have a material effect on the market price of the Fund shares.

Management Risk. The Fund is subject to the risk that its investment management strategy may not produce the intended results. There can be no assurance that the investments selected by the adviser will produce positive returns.

Variable and Floating Rate Instrument Risk. Securities with floating or variable interest rates can be less sensitive to interest rate changes than securities with fixed interest rates, but may decline in value if their coupon rates do not reset as high, or as quickly, as comparable market interest rates, and generally carry lower yields than fixed securities of the same maturity. These securities will not generally increase in value if interest rates decline. A decline in interest rates may result in a reduction in income received from variable and floating rate securities held by the Fund and may adversely affect the value of the Fund's shares. These securities may be subject to greater illiquidity risk.

When-Issued, Delayed Delivery, and Forward Commitments Risk. When-issued and delayed delivery securities and forward commitments involve the risk that the security the Fund buys will lose value prior to its delivery. There also is the risk that the security will not be issued or that the other party to the transaction will not meet its obligation. If this occurs, the Fund may lose both the investment opportunity for the assets it set aside to pay for the security and any gain in the security's price.

ETF Structure Risk. The Fund is structured as an ETF. As a result, the Fund is subject to special risks, including:

- *Cash Transaction Risk.* Purchases and redemptions of creation units that are made primarily with cash, rather than through in-kind delivery of portfolio securities may cause the Fund to incur additional costs including brokerage costs and taxable capital gains or losses that the Fund may not have incurred if the Fund had made redemptions in-kind.
- *Not Individually Redeemable.* The Fund's shares ("Shares") are not redeemable by retail investors and may be redeemed only by Authorized Participants at net asset value ("NAV") and only in Creation Units. A retail investor generally incurs brokerage costs when selling shares.
- *Trading Issues.* Trading in Shares on NYSE Arca, Inc. (the "Exchange") may be halted due to market conditions or for reasons that, in the view of the Exchange, make trading in Shares inadvisable, such as extraordinary market volatility. There can be no assurance that Shares will continue to meet the listing requirements of the Exchange which may result in the Shares being delisted. An active trading market for the Shares may not be developed or maintained. If the Shares are traded outside a collateralized settlement system, the number of financial institutions that can act as Authorized Participants that can post collateral on an agency basis is limited, which may limit the market for the Shares.
- *Market Price Variance Risk.* The market prices of Shares will fluctuate in response to changes in NAV and supply and demand for Shares and will include a "bid-ask spread" charged by the exchange specialists, market makers or other participants that trade the Shares. There may be times when the market price and the NAV vary significantly. This means that Shares may trade at a discount to NAV.
 - In times of market stress, market makers may step away from their role market making in the Shares and in executing trades, which can lead to differences between the market value of the Shares and the Fund's NAV.
 - The market price of the Shares may deviate from the Fund's NAV, particularly during times of market stress, with the result that investors may pay significantly more or significantly less for the Shares than the Fund's NAV, which is reflected in the bid and ask price for the Shares or in the closing price.
 - In stressed market conditions, the market for the Shares may become less liquid in response to the deteriorating liquidity of the Fund's portfolio. This adverse effect on the liquidity of the Shares may, in turn, lead to differences between the market value of the Shares and the Fund's NAV.
 - Cash Creation Unit Transactions Risk. Like other ETFs, the Fund sells and redeems its shares only in large blocks called Creation Units and only to "Authorized Participants." However, unlike many other ETFs, the Fund expects to effect its creations and redemptions at least partially or fully for cash, rather than in-kind securities. Thus, an investment in the Fund may be less tax-efficient than an investment in other ETFs as the Fund may recognize a capital gain that it could have avoided by making redemptions in-kind. As a result, the Fund may pay out higher capital gains distributions than ETFs that redeem in-kind. Further, paying redemption proceeds in cash rather than through in-kind delivery of portfolio securities may require the Fund to dispose of or sell portfolio investments to obtain the cash needed to distribute redemption proceeds at an inopportune time.

- **Authorized Participant Risk.** Only an Authorized Participant may engage in creation or redemption transactions directly with the Fund. The Fund has a limited number of institutions that may act as an Authorized Participant on an agency basis (i.e., on behalf of other market participants). To the extent that Authorized Participants exit the business or are unable to proceed with creation or redemption orders with respect to the Fund and no other Authorized Participant is able to step forward to create or redeem Creation Units, Fund shares may be more likely to trade at a premium or discount to net asset value and possibly face trading halts or delisting. Authorized Participant concentration risk may be heightened for securities or instruments that have lower trading volumes.

Performance: Performance information will be available in the prospectus after the Fund has been in operation for one full calendar year. Past performance is not necessarily an indication of how the Fund will perform in the future. Updated performance information will be available at no cost by visiting www.simplify.us or by calling 1 (855) 772-8488.

Investment Adviser: Simplify Asset Management Inc. (the “Adviser”).

Portfolio Managers: David Berns, Chief Investment Officer of the Adviser, Jason England, Managing Director, Portfolio Manager, and Fixed Income Strategist of the Adviser, and Christopher Chua, Portfolio Manager of the Adviser serve as portfolio managers of the Fund. Dr. Berns and Messrs. England, and Chua have each served the Fund as a portfolio manager since it commenced operations in 2025 and are jointly and primarily responsible for the management of the Fund.

Purchase and Sale of Fund Shares: The Fund will issue and redeem Shares at NAV only in large blocks of 10,000 Shares (each block of Shares is called a “Creation Unit”). Creation Units are issued and redeemed primarily in-kind for securities but may include cash. Individual Shares may only be purchased and sold in secondary market transactions through brokers. Except when aggregated in Creation Units in transactions with Authorized Participants, the Shares are not redeemable securities of the Fund.

Shares of the Fund are listed for trading on the Exchange and trade at market prices rather than NAV. Shares of the Fund may trade at a price that is greater than, at, or less than NAV. An investor may incur costs attributable to the difference between the highest price a buyer is willing to pay to purchase shares of the Fund (bid) and the lowest price a seller is willing to accept for shares of the Fund (ask) when buying or selling shares in the secondary market. Recent information on the Fund’s NAV, market price, premiums and discounts, and bid-ask spreads is available at www.simplify.us/etfs.

Tax Information: The Fund’s distributions generally will be taxable as ordinary income or long-term capital gains. A sale of Shares may result in capital gain or loss.

Payments to Broker-Dealers and Other Financial Intermediaries: If you purchase the Fund through a broker-dealer or other financial intermediary (such as a bank), the Fund and its related companies may pay the intermediary for the sale of Fund shares and related services. These payments may create a conflict of interest by influencing the broker-dealer or other intermediary and your salesperson to recommend the Fund over another investment. Ask your salesperson or visit your financial intermediary’s website for more information.

FUND SUMMARY – SIMPLIFY HEALTH CARE ETF

Investment Objective: The Simplify Health Care ETF (the “Fund” or “PINK”) seeks long-term capital appreciation.

Fees and Expenses of the Fund: This table describes the fees and expenses that you may pay if you buy, sell, and hold shares of the Fund. **You may pay other fees, such as brokerage commissions and other fees to financial intermediaries on the purchase and sale of Fund shares, which are not reflected in the tables and examples below.**

Annual Fund Operating Expenses (expenses that you pay each year as a percentage of the value of your investment)	
Management Fees	0.50%
Distribution and Service (12b-1) Fees	0.00%
Other Expenses	0.00%
Acquired Fund Fees and Expenses ⁽¹⁾	0.01%
Total Annual Fund Operating Expenses	0.51%

(1) Acquired Fund Fees and Expenses are the indirect costs of investing in other investment companies. The operating expenses in this fee table do not correlate to the expense ratio in the Fund’s financial highlights because the financial statements include only the direct operating expenses incurred by the Fund.

Example: This Example is intended to help you compare the cost of investing in the Fund with the cost of investing in other funds.

The Example assumes that you invest \$10,000 in the Fund for the time periods indicated and then redeem all of your shares at the end of those periods. The Example also assumes that your investment has a 5% return each year and that the Fund’s operating expenses remain the same. Although your actual costs may be higher or lower, based upon these assumptions your costs would be:

1 Year	3 Years	5 Years	10 Years
\$52	\$164	\$286	\$643

Portfolio Turnover: The Fund pays transaction costs, such as commissions, when it buys and sells securities (or “turns over” its portfolio). A higher portfolio turnover rate may indicate higher transaction costs and may result in higher taxes when Fund shares are held in a taxable account. These costs, which are not reflected in annual fund operating expenses or in the Example, affect the Fund’s performance. During the most recent fiscal year, the Fund’s portfolio turnover rate was 201% of the average value of its portfolio.

Principal Investment Strategies: The Fund has adopted a non-fundamental policy that, under normal circumstances, the Fund will invest at least 80% of its assets (plus any borrowings for investment purposes) in securities of U.S. health care companies. The Fund defines health care companies as companies included in the Global Industry Classification Standard health care sector. The Fund defines equity securities as common stock, preferred stock, or ETFs that invest in the same. The Fund invests in companies without restriction as to capitalization, including micro-capitalization companies.

The Fund will invest in 50 to 100 health care companies. The Fund will use fundamental, bottom-up analysis that seeks to identify high-quality companies and the most compelling investment opportunities. In general, the Fund will follow a growth investment strategy, seeking companies whose earnings are expected to grow faster than inflation and the economy in general. When stock valuations seem unusually high, however, a “value” approach, which gives preference to seemingly undervalued companies, may be emphasized. The Fund generally seeks investments in companies that are developing new and effective medicines, as well as companies whose business models reduce costs or improve quality in health care systems. The Fund may invest in health care companies that do not seek to design or develop treatments for breast cancer. The Adviser may invest in affiliated money market ETFs to manage liquidity.

The Fund’s namesake is The Susan G. Komen Breast Cancer Foundation, Inc. (the “Foundation”), a 501(c)(3) charitable foundation. In exchange for the use of its name and logo, Simplify Asset Management Inc., the Fund’s investment adviser (the “Adviser”), will donate its annual management fee for managing the Fund to the Foundation. **The Foundation shall use such donation to support its mission, but the Foundation will not participate in or have any influence on the day-to-day operations of the Fund or the Adviser’s management of the Fund.** The Fund is not organized as a charitable investment trust.

Principal Investment Risks: *As with all funds, there is the risk that you could lose money through your investment in the Fund. Many factors affect the Fund’s NAV and price of shares and performance.*

The following describes the principal risks the Fund bears with respect to its investments. As with any fund, there is no guarantee that the Fund will achieve its goal.

Active Management Risk. The Fund is subject to the risk that the investment management strategy may not produce the intended results and may negatively impact Fund performance.

Biotechnology Industry Risk. The biotechnology industry can be significantly affected by patent considerations, including the termination of patent protections for products, intense competition both domestically and internationally, rapid technological change and obsolescence, government regulation and expensive insurance costs due to the risk of product liability lawsuits. In addition, the biotechnology industry is an emerging growth industry, and therefore biotechnology companies may be thinly capitalized and more volatile than companies with greater capitalizations. Biotechnology companies must contend with high development costs, which may be exacerbated by the inability to raise prices to cover costs because of managed care pressure, government regulation or price controls.

Concentration Risk. The Fund may focus its investments in securities of a particular industry. Economic, legislative or regulatory developments may occur that significantly affect the industry. This may cause the Fund’s net asset value to fluctuate more than that of a fund that does not focus in a particular industry.

Early Close/Trading Halt Risk. An exchange or market may close or issue trading halts on specific securities, or the ability to buy or sell certain securities or financial instruments may be restricted, which may prevent the Fund from buying or selling certain securities or financial instruments. In these circumstances, the Fund may be unable to rebalance its portfolio, may be unable to accurately price its investments and may incur substantial trading losses.

Equity Securities Risk. The net asset value of the Fund will fluctuate based on changes in the value of the equity securities held by the Fund. Equity prices can fall rapidly in response to developments affecting a specific company or industry, or to changing economic, political or market conditions.

ETF Structure Risks. The Fund is structured as an ETF and will invest in underlying ETFs. As a result, the Fund is subject to special risks, including:

- *Not Individually Redeemable.* The Fund's shares ("Shares") are not redeemable by retail investors and may be redeemed only by Authorized Participants at net asset value ("NAV") and only in Creation Units. A retail investor generally incurs brokerage costs when selling shares.
- *Trading Issues.* Trading in Shares on the NYSE Arca, Inc. (the "Exchange") may be halted due to market conditions or for reasons that, in the view of the Exchange, make trading in Shares inadvisable, such as extraordinary market volatility. There can be no assurance that Shares will continue to meet the listing requirements of the Exchange which may result in the Shares being delisted. An active trading market for the Shares may not be developed or maintained. If the Shares are traded outside a collateralized settlement system, the number of financial institutions that can act as Authorized Participants that can post collateral on an agency basis is limited, which may limit the market for the Shares.
- *Market Price Variance Risk.* The market prices of Shares will fluctuate in response to changes in NAV and supply and demand for Shares and will include a "bid-ask spread" charged by the exchange specialists, market makers or other participants that trade the Shares. There may be times when the market price and the NAV vary significantly. This means that Shares may trade at a discount to NAV.
 - In times of market stress, market makers may step away from their role market making in the Shares and in executing trades, which can lead to differences between the market value of the Shares and the Fund's NAV.
 - The market price of the Shares may deviate from the Fund's NAV, particularly during times of market stress, with the result that investors may pay significantly more or significantly less the Shares than the Fund's NAV, which is reflected in the bid and ask price for the Shares or in the closing price.
 - In stressed market conditions, the market for the Shares may become less liquid in response to the deteriorating liquidity of the Fund's portfolio. This adverse effect on the liquidity of the Shares may, in turn, lead to differences between the market value of the Shares and the Fund's NAV.
- *Authorized Participant Risk.* Only an Authorized Participant may engage in creation or redemption transactions directly with the Fund. The Fund has a limited number of institutions that may act as an Authorized Participant on an agency basis (i.e., on behalf of other market participants). To the extent that Authorized Participants exit the business or are unable to proceed with creation or redemption orders with respect to the Fund and no other Authorized Participant is able to step forward to create or redeem Creation Units, Fund shares may be more likely to trade at a premium or discount to net asset value and possibly face trading halts or delisting. Authorized Participant concentration risk may be heightened for securities or instruments that have lower trading volumes.

Health Care Risk. To the extent the Fund focuses on the health care sector, the Fund may be more susceptible to the particular risks that may affect companies in the health care sector than if it were invested in a wider variety of companies in unrelated sectors. The profitability of companies in the health care sector may be adversely affected by the following factors, among others: extensive government regulations, restrictions on government reimbursement for medical expenses, rising costs of medical products and services, pricing pressure, an increased emphasis on outpatient services, changes in the demand for medical products and services, a limited number of products, industry innovation, changes in technologies and other market developments.

Large Capitalization Risk. Large-capitalization companies may be less able than smaller capitalization companies to adapt to changing market conditions. Large-capitalization companies may be more mature and subject to more limited growth potential compared with smaller capitalization companies. During different market cycles, the performance of large capitalization companies has trailed the overall performance of the broader securities markets.

Market and Geopolitical Risk. The increasing interconnectivity between global economies and financial markets increases the likelihood that events or conditions in one region or financial market may adversely impact issuers in a different country, region or financial market. Securities in the Fund's portfolios may underperform due to inflation (or expectations for inflation), interest rates, global demand for particular products or resources, climate change or climate related events, natural disasters, pandemics, epidemics, terrorism, international conflicts, regulatory events and governmental or quasi-governmental actions. The occurrence of global events similar to those in recent years may result in market volatility and may have long term effects on both the U.S. and global financial markets.

Medical Product and Device Company Risk. Companies that manufacture or develop medical products or devices subject to extensive regulation in the United States by the FDA and by comparable government agencies in other countries. The regulations govern the development, design, approval, manufacturing, labeling, importing and exporting and sale and marketing of many of our medical products. These regulations are also subject to future change. Failure to comply with applicable regulations and quality assurance guidelines could lead to manufacturing shutdowns, product shortages, delays in product manufacturing, product seizures, recalls, operating restrictions, withdrawal or suspension of required licenses, and prohibitions against exporting of products to, or importing products from, countries outside the United States. Medical product and medical device companies could be required to expend significant financial and human resources to remediate failures to comply with applicable regulations and quality assurance guidelines.

Micro Capitalization Stock Risk. Micro capitalization companies may be newly formed or have limited product lines, distribution channels and financial and managerial resources. The risks associated with those investments are generally greater than those associated with investments in the securities of larger, more established companies. This may cause the Fund's net asset value to be more volatile when compared to investment companies that focus only on large capitalization companies.

Pharmaceutical Company Risk. Companies in the pharmaceutical industry are heavily dependent on patent protection. The expiration of patents may adversely affect the profitability of the companies. Pharmaceutical companies are also subject to extensive litigation based on product liability and other similar claims. Many new products are subject to approval of the Food and Drug Administration, a process that can be long and costly. Expanding international operations may lead to risks resulting from differences between U.S. and foreign legal, political and economic systems, regulatory regimes and market practices.

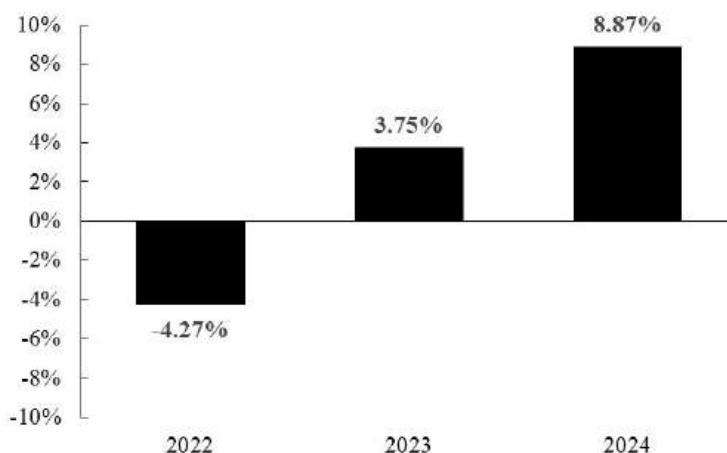
Small and Medium Capitalization Stock Risk. The earnings and prospects of small and medium sized companies are more volatile than larger companies and may experience higher failure rates than larger companies. Small and medium sized companies normally have a lower trading volume than larger companies, which may tend to make their market price fall more disproportionately than larger companies in response to selling pressures and may have limited markets, product lines, or financial resources and lack management experience.

Turnover Rate Risk. The Fund may have portfolio turnover rates significantly in excess of 100%. Increased portfolio turnover causes the Fund to incur higher brokerage costs, which may adversely affect the Fund's performance and may produce increased taxable distributions.

Underlying Fund Risk. ETFs in which the Fund invests are subject to investment advisory and other expenses, which will be indirectly paid by the Fund. As a result, the cost of investing in the Fund will be higher than the cost of investing directly in the ETFs and may be higher than other funds that invest directly in stocks and bonds. Each of the ETFs is subject to its own specific risks, but the adviser expects the principal investments risks of such ETFs will be similar to the risks of investing in the Fund.

Affiliated Money Market ETF Conflict of Interest Risk. Because the Fund may invest in an affiliated ETF, the Adviser is subject to conflicts of interest in allocating the Fund's assets to the affiliated ETF. The Adviser will receive more revenue to the extent it selects an affiliated ETF rather than an unaffiliated ETF for inclusion in the Fund's portfolio.

Performance: The following performance information provides some indication of the risks of investing in the Fund. The bar chart shows changes in the Fund's performance from year to year. The table shows how the Fund's average annual total returns compare to those of a broad-based securities market index and an additional index. The additional index tracks U.S. health care stocks across all market capitalizations and is included as a performance benchmark that is relevant to the Fund's health care sector investment focus. The Fund's past performance (before and after taxes) is not necessarily an indication of how the Fund will perform in the future. Updated performance information is available at no cost by visiting www.simplify.us/etfs or by calling 1 (855) 772-8488.



During the periods shown in the bar chart above, the Fund's highest quarterly return was 13.22% (quarter ended March 31, 2024) and the Fund's lowest quarterly return was -9.47% (quarter ended December 31, 2024). The calendar year-to-date total return of the Fund as of September 30, 2025 was 7.33%.

Average Annual Total Returns for the Periods Ended December 31, 2024

	1 Year	Since Inception (10/8/21)
Return Before Taxes	8.87%	6.04%
Return After Taxes on Distributions	8.74%	5.83%
Return After Taxes on Distributions and Sale of Fund Shares	5.26%	4.59%
S&P 500 Index (reflects no deduction for fees, expenses or taxes)	15.16%	11.33%
MSCI USA IMI/Health Care Net (USD) Index (reflects no deduction for fees, expenses or taxes)	-5.66%	1.15%

After-tax returns are calculated using the historical highest individual federal marginal income tax rates during the period covered by the table above and do not reflect the impact of state and local taxes. Actual after-tax returns depend on an investor's tax situation and may differ from those shown. After-tax returns shown are not relevant to investors who hold shares through tax-advantaged arrangements, such as 401(k) plans or individual retirement accounts.

Investment Adviser: Simplify Asset Management Inc. (the “Adviser”)

Portfolio Managers: Michael Taylor, Portfolio Manager of the Adviser; David Berns, Chief Investment Officer of the Adviser; and Jeff Schwarte, Chief Equity Strategist of the Adviser each serve as a portfolio manager of the Fund. Mr. Taylor and Dr. Berns have each served the Fund as a portfolio manager since it commenced operations in October 2021. Mr. Schwarte has served the Fund as portfolio manager since November 2024. Mr. Taylor, Dr. Berns, and Mr. Schwarte are jointly and primarily responsible for the management of the Fund.

Purchase and Sale of Fund Shares: The Fund will issue and redeem Shares at NAV only in large blocks of 25,000 Shares (each block of Shares is called a “Creation Unit”). Creation Units are issued and redeemed primarily in-kind for securities but may include cash. Individual Shares may only be purchased and sold in secondary market transactions through brokers. Except when aggregated in Creation Units in transactions with Authorized Participants, the Shares are not redeemable securities of the Fund.

Shares of the Fund are listed for trading on the Exchange and trade at market prices rather than NAV. Shares of the Fund may trade at a price that is greater than, at, or less than NAV. An investor may incur costs attributable to the difference between the highest price a buyer is willing to pay to purchase shares of the Fund (bid) and the lowest price a seller is willing to accept for shares of the Fund (ask) when buying or selling shares in the secondary market. Recent information on the Fund’s NAV, market price, premiums and discounts, and bid-ask spreads is available at www.simplify.us/etfs.

Tax Information: The Fund’s distributions generally will be taxable as ordinary income or long-term capital gains. A sale of Shares may result in capital gain or loss.

Payments to Broker-Dealers and Other Financial Intermediaries: If you purchase the Fund through a broker-dealer or other financial intermediary (such as a bank), the Fund and its related companies may pay the intermediary for the sale of Fund shares and related services. These payments may create a conflict of interest by influencing the broker-dealer or other intermediary and your salesperson to recommend the Fund over another investment. Ask your salesperson or visit your financial intermediary’s website for more information.

FUND SUMMARY – SIMPLIFY HEDGED EQUITY ETF

Investment Objective: The Simplify Hedged Equity ETF (the “Fund” or “HEQT”) seeks long term capital appreciation.

Fees and Expenses of the Fund: This table describes the fees and expenses that you may pay if you buy, sell, and hold shares of the Fund. **You may pay other fees, such as brokerage commissions and other fees to financial intermediaries on the purchase and sale of Fund shares, which are not reflected in the tables and examples below.**

Annual Fund Operating Expenses (expenses that you pay each year as a percentage of the value of your investment)	
Management Fees	0.50%
Distribution and Service (12b-1) Fees	0.00%
Other Expenses	0.00%
Acquired Fund Fees and Expenses ⁽¹⁾	0.03%
Total Annual Fund Operating Expenses	0.53%
Fee Waiver ⁽²⁾	(0.10)%
Total Annual Fund Operating Expenses After Fee Waiver	0.43%

- (1) Acquired Fund Fees and Expenses are the indirect costs of investing in other investment companies. The operating expenses in this fee table do not correlate to the expense ratio in the Fund’s financial highlights because the financial statements include only the direct operating expenses incurred by the Fund.
- (2) The Fund’s adviser has contractually agreed, through at least October 31, 2026, to waive its management fees to 0.40% of the Fund’s average daily net assets. This agreement may be terminated only by the Trust’s Board of Trustees on 60 days’ written notice to the Fund’s adviser.

Example: This Example is intended to help you compare the cost of investing in the Fund with the cost of investing in other funds.

The Example assumes that you invest \$10,000 in the Fund for the time periods indicated and then redeem all of your shares at the end of those periods. The Example also assumes that your investment has a 5% return each year and that the Fund’s operating expenses remain the same. The Example further assumes that the Fund’s fee waiver agreement will only be in place for the term specified above. Although your actual costs may be higher or lower, based upon these assumptions your costs would be:

1 Year	3 Years	5 Years	10 Years
\$44	\$160	\$286	\$655

Portfolio Turnover: The Fund pays transaction costs, such as commissions, when it buys and sells securities (or “turns over” its portfolio). A higher portfolio turnover rate may indicate higher transaction costs and may result in higher taxes when Fund shares are held in a taxable account. These costs, which are not reflected in annual fund operating expenses or in the Example, affect the Fund’s performance. During the most recent fiscal year, the Fund’s portfolio turnover rate was 5% of the average value of its portfolio.

Principal Investment Strategies: The Adviser seeks to achieve the Fund's investment objective by investing primarily in equity securities and applying an option overlay known as a "put/spread collar" strategy.

Equity Strategy

The Fund has adopted a non-fundamental policy that, under normal circumstances, the Fund invests at least 80% of its net assets (plus any borrowings for investment purposes) in equity securities, primarily by purchasing exchange-traded funds ("ETFs") that seek to track the investment results of the S&P 500 Index. The Fund typically invests at least 80% of the Fund's portfolio in underlying ETFs. The Adviser does not frequently trade ETFs but seeks to maintain consistent exposure to the S&P 500 Index.

Put/Spread Collar Strategy

The Fund also purchases and sells exchange traded put options and sells exchange traded call options in the execution of an option overlay strategy known as a "put/spread collar" strategy. Up to twenty percent of the Fund's net asset value will be subject to the "put/spread collar" strategy. The options used are based either on the S&P 500 Index itself or ETFs that seek to replicate the S&P 500 Index ("S&P 500 ETFs"). This strategy seeks to provide investors with downside protection from the put options as well as income from the index call options in an effort to reduce the risk and volatility associated with typical long-only equity strategies. If the Fund purchases a call option, the Fund has the right, but not the obligation, to buy a stock or other asset at a specified price (strike price) within a specific time period. If the Fund purchases a put option, the Fund has the right, but not the obligation, to sell a stock or other asset at a specified price (strike price) within a specific time period.

The Fund creates a put/spread collar by buying a put option on the S&P 500 Index or an S&P 500 ETF at a higher strike price and selling a put option on that index or ETF at a relatively lower strike price, resulting in what is known as a put option spread. At the same time, the Fund will sell a call option on the S&P 500 Index or an S&P 500 ETF. The Fund may determine to create more than one put/spread collar as Fund assets increase. The put option spread is generally maintained so that the Fund is protected from a decrease in the market (as measured by the S&P 500 Index) of five to twenty percent. The options are reset on at least a quarterly basis to respond to current market conditions. The Adviser utilizes a five to twenty percent range in order to align with other similar low volatility strategies. The put option spread is a strategic, persistent exposure meant to hedge against a portion of market declines. If the market goes down, the Fund's returns may fall less than the market because the Adviser will sell or exercise the put options. The value of the Fund's put options is expected to decrease in proportion to the decrease in value of the underlying assets, but the amount by which the Fund's options increase or decrease in value depends on how far the market has moved from the time the options position was initiated and the relative strike prices of the purchased and sold put options. By selling call options in return for the receipt of premiums, the Fund will give up the opportunity to benefit from potential increases in the value of the S&P 500 ETFs above the exercise prices of such options. By purchasing put options in return for the payment of premiums, the Fund may be protected from a significant decline in the price of the S&P 500 ETFs if the put options become in the money (where the put option's strike price is greater than the market price of the underlying asset), but during periods where the S&P 500 ETFs appreciate, the Fund will underperform due to the cost of the premiums paid and the increased value of call sold.

The put/spread collar seeks to protect the Fund against a decline in value, and its execution tends to be less expensive than a strategy of only purchasing put options. The premiums received from writing index call options are designed to provide income, and those premiums can help offset the cost of the put option spread. Any savings generated between the premiums received from writing index call options and the premiums of the put options are passed on to shareholders. This strategy, however, provides investors less downside risk when there is only a small decline in the price of the stock. This is because the protection offered by the collar is limited to the extent of the difference between the strike prices of the put option purchased and the put option sold. This means that the strategy will not be effective as a strategy of put options only would be in protecting the Fund from steeper declines. On the other hand, the use of call options limits the Fund's ability to profit from increases in the value of its equity portfolio because when markets are rising, the call option will likely be exercised once the market price rises to the option's strike price.

Use of Futures. In addition to the use of options in the put/spread collar strategy described above, the Fund may use futures contracts (derivative contracts that obligate the buyer or seller to transact at a set price and predetermined time), primarily futures on indexes, to more effectively gain targeted equity exposure from its cash positions and to hedge the Fund's portfolio if it is unable to purchase or write the necessary options for its overlay strategy.

The Adviser may invest in affiliated money market ETFs to manage liquidity or to pledge as collateral for derivatives.

Principal Investment Risks: *As with all funds, there is the risk that you could lose money through your investment in the Fund. Many factors affect the Fund's NAV and price of shares and performance.*

The following describes the principal risks the Fund bears with respect to its investments. As with any fund, there is no guarantee that the Fund will achieve its goal.

Equity Securities Risk. The net asset value of the Fund will fluctuate based on changes in the value of the equity securities held by the Fund. Equity prices can fall rapidly in response to developments affecting a specific company or industry, or to changing economic, political or market conditions.

Put/Spread Collar Strategy Risk. The put/collar strategy used to seek to protect the Fund against a decline in value may not work as intended. The Fund's collar strategy will consist of call options positions and long put options positions. By selling call options in return for the receipt of premiums, the Fund will give up the opportunity to benefit from potential increases in the value of the S&P 500 ETFs above the exercise prices of such options. By purchasing put options in return for the payment of premiums, the Fund may be protected from a significant decline in the price of the S&P 500 ETFs if the put options become in the money, but during periods where the S&P 500 ETFs appreciate, the Fund will underperform due to the cost of the premiums paid and the increased value of call sold. Investors who purchase shares of the Fund when the Fund's put/collar strategy is not active may experience different levels of downside protection and upside participation depending on market performance. In addition, the Fund's ability to sell the securities underlying the options will be limited while the options are in effect unless the Fund cancels out the options positions through the purchase or sale of offsetting identical options prior to the expiration of the options. Exchanges may suspend the trading of options in volatile markets. If trading is suspended, the Fund may be unable to purchase or sell options at times that may be desirable or advantageous to do so, which may increase the risk of tracking error. The Fund's returns will not match that of a fund that invests solely in securities listed on the S&P 500 index.

Active Management Risk. The Fund is subject to the risk that the investment management strategy may not produce the intended results and may negatively impact Fund performance.

Derivatives Risk. Options are a derivative investment. The use of derivative instruments involves risks different from, or possibly greater than, the risks associated with investing directly in securities and other traditional investments. These risks include (i) the risk that the counterparty to a derivative transaction may not fulfill its contractual obligations; (ii) risk of mispricing or improper valuation; and (iii) the risk that changes in the value of the derivative may not correlate perfectly with the underlying asset, rate or index. Derivative prices are highly volatile and may fluctuate substantially during a short period of time. Such prices are influenced by numerous factors that affect the markets, including, but not limited to: changing supply and demand relationships; government programs and policies; national and international political and economic events, changes in interest rates, inflation and deflation and changes in supply and demand relationships.

Early Close/Trading Halt Risk. An exchange or market may close or issue trading halts on specific securities, or the ability to buy or sell certain securities or financial instruments may be restricted, which may prevent the Fund from buying or selling certain securities or financial instruments. In these circumstances, the Fund may be unable to rebalance its portfolio, may be unable to accurately price its investments and may incur substantial trading losses.

ETF Structure Risks. The Fund is structured as an ETF and will invest in underlying ETFs. As a result, the Fund is subject to special risks, including:

- *Not Individually Redeemable.* The Fund's shares ("Shares") are not redeemable by retail investors and may be redeemed only by authorized participants ("Authorized Participants") at net asset value ("NAV") and only in Creation Units. A retail investor generally incurs brokerage costs when selling shares.
- *Trading Issues.* Trading in Shares on the NYSE Arca, Inc. (the "Exchange") may be halted due to market conditions or for reasons that, in the view of the Exchange, make trading in Shares inadvisable, such as extraordinary market volatility. There can be no assurance that Shares will continue to meet the listing requirements of the Exchange which may result in the Shares being delisted. An active trading market for the Shares may not be developed or maintained. If the Shares are traded outside a collateralized settlement system, the number of financial institutions that can act as Authorized Participants that can post collateral on an agency basis is limited, which may limit the market for the Shares.
- *Market Price Variance Risk.* The market prices of Shares will fluctuate in response to changes in NAV and supply and demand for Shares and will include a "bid-ask spread" charged by the exchange specialists, market makers or other participants that trade the Shares. There may be times when the market price and the NAV vary significantly. This means that Shares may trade at a discount to NAV.
 - In times of market stress, market makers may step away from their role market making in the Shares and in executing trades, which can lead to differences between the market value of the Shares and the Fund's NAV.
 - The market price of the Shares may deviate from the Fund's NAV, particularly during times of market stress, with the result that investors may pay significantly more or significantly less for the Shares than the Fund's NAV, which is reflected in the bid and ask price for the Shares or in the closing price.
 - In stressed market conditions, the market for the Shares may become less liquid in response to the deteriorating liquidity of the Fund's portfolio. This adverse effect on the liquidity of the Shares may, in turn, lead to differences between the market value of the Shares and the Fund's NAV.
- *Authorized Participant Risk.* Only an Authorized Participant may engage in creation or redemption transactions directly with the Fund. The Fund has a limited number of institutions that may act as an Authorized Participant on an agency basis (i.e., on behalf of other market participants). To the extent that Authorized Participants exit the business or are unable to proceed with creation or redemption orders with respect to the Fund and no other Authorized Participant is able to step forward to create or redeem Creation Units, Fund shares may be more likely to trade at a premium or discount to net asset value and possibly face trading halts or delisting. Authorized Participant concentration risk may be heightened for securities or instruments that have lower trading volumes.

Futures Risk. The Fund's use of futures involves risks different from, or possibly greater than, the risks associated with investing directly in securities and other traditional investments. These risks include (i) leverage risk (ii) risk of mispricing or improper valuation; and (iii) the risk that changes in the value of the futures contract may not correlate perfectly with the underlying index.

Large Capitalization Risk. Large-capitalization companies may be less able than smaller capitalization companies to adapt to changing market conditions. Large-capitalization companies may be more mature and subject to more limited growth potential compared with smaller capitalization companies. During different market cycles, the performance of large capitalization companies has trailed the overall performance of the broader securities markets.

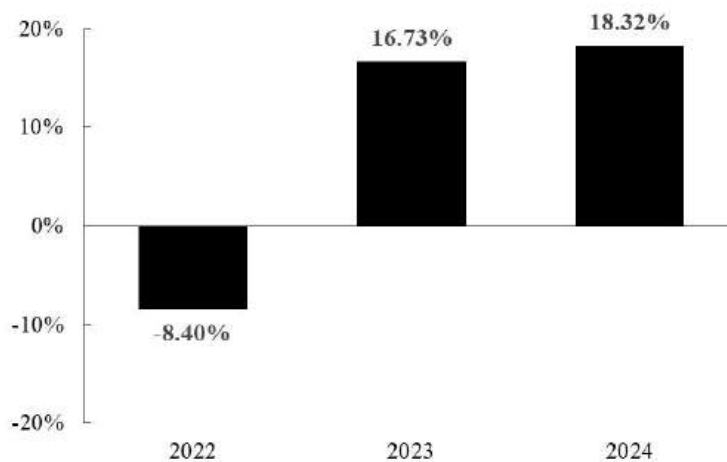
Leverage Risk. The use of leverage by the Fund, such as borrowing money to purchase securities or the use of options, will cause the Fund to incur additional expenses and magnify the Fund's gains or losses.

Market and Geopolitical Risk. The increasing interconnectivity between global economies and financial markets increases the likelihood that events or conditions in one region or financial market may adversely impact issuers in a different country, region or financial market. Securities in the Fund's portfolios may underperform due to inflation (or expectations for inflation), interest rates, global demand for particular products or resources, climate change or climate related events, natural disasters, pandemics, epidemics, terrorism, international conflicts, regulatory events and governmental or quasi-governmental actions. The occurrence of global events similar to those in recent years may result in market volatility and may have long term effects on both the U.S. and global financial markets.

Underlying Fund Risk. ETFs in which the Fund invests are subject to investment advisory and other expenses, which will be indirectly paid by the Fund. As a result, the cost of investing in the Fund will be higher than the cost of investing directly in the ETFs and may be higher than other funds that invest directly in stocks and bonds. Each of the ETFs is subject to its own specific risks, but the adviser expects the principal investments risks of such ETFs will be similar to the risks of investing in the Fund.

Affiliated Money Market ETF Conflict of Interest Risk. Because the Fund may invest in an affiliated ETF, the Adviser is subject to conflicts of interest in allocating the Fund's assets to the affiliated ETF. The Adviser will receive more revenue to the extent it selects an affiliated ETF rather than an unaffiliated ETF for inclusion in the Fund's portfolio.

Performance: The following performance information provides some indication of the risks of investing in the Fund. The bar chart shows changes in the Fund's performance from year to year. The table shows how the Fund's average annual total returns compare to those of a broad-based securities market index and an additional index. The additional index represents a 60% equity and 40% fixed income allocation and is included as a performance benchmark that reflects a balanced risk-adjusted approach comparable to the Fund's hedged equity strategy. The Fund's past performance (before and after taxes) is not necessarily an indication of how the Fund will perform in the future. Updated performance information is available at no cost by visiting www.simplify.us/etfs or by calling 1 (855) 772-8488.



During the periods shown in the bar chart above, the Fund's highest quarterly return was 6.85 (quarter ended December 31, 2023) and the Fund's lowest quarterly return was -5.67% (quarter ended June 30, 2022). The calendar year-to-date total return of the Fund as of September 30, 2025 was 7.04%.

Average Annual Total Returns for the Periods Ended December 31, 2024

	1 Year	Since Inception (11/1/21)
Return Before Taxes	18.32%	8.53%
Return After Taxes on Distributions	17.66%	7.56%
Return After Taxes on Distributions and Sale of Fund Shares	10.82%	6.31%
S&P 500 Index (reflects no deduction for fees, expenses or taxes)	15.16%	10.10%
Bloomberg US EQ:FI 60:40 Index (BMA) (reflects no deduction for fees, expenses or taxes)	6.08%	5.01%

After-tax returns are calculated using the historical highest individual federal marginal income tax rates during the period covered by the table above and do not reflect the impact of state and local taxes. Actual after-tax returns depend on an investor's tax situation and may differ from those shown. After-tax returns shown are not relevant to investors who hold shares through tax-advantaged arrangements, such as 401(k) plans or individual retirement accounts.

Investment Adviser: Simplify Asset Management Inc. (the "Adviser")

Portfolio Managers: Ken Miller, Portfolio Manager of the Adviser; David Berns, Chief Investment Officer of the Adviser; and Jeff Schwarte, Chief Equity Strategist of the Adviser serve as portfolio managers of the Fund. Dr. Berns has served the Fund as a portfolio manager since it commenced operations in October 2021. Mr. Miller has served the Fund as a portfolio manager since July 2023. Mr. Schwarte has served the Fund as a portfolio manager since November 2024. Dr. Berns, Mr. Miller, and Mr. Schwarte are jointly and primarily responsible for the management of the Fund.

Purchase and Sale of Fund Shares: The Fund will issue and redeem Shares at NAV only in large blocks of 25,000 Shares (each block of Shares is called a "Creation Unit"). Creation Units are issued and redeemed primarily in-kind for securities but may include cash. Individual Shares may only be purchased and sold in secondary market transactions through brokers. Except when aggregated in Creation Units in transactions with Authorized Participants, the Shares are not redeemable securities of the Fund.

Shares of the Fund are listed for trading on the Exchange and trade at market prices rather than NAV. Shares of the Fund may trade at a price that is greater than, at, or less than NAV. An investor may incur costs attributable to the difference between the highest price a buyer is willing to pay to purchase shares of the Fund (bid) and the lowest price a seller is willing to accept for shares of the Fund (ask) when buying or selling shares in the secondary market. Recent information on the Fund's NAV, market price, premiums and discounts, and bid-ask spreads is available at www.simplify.us/etfs.

Tax Information: The Fund's distributions generally will be taxable as ordinary income or long-term capital gains. A sale of Shares may result in capital gain or loss.

Payments to Broker-Dealers and Other Financial Intermediaries: If you purchase the Fund through a broker-dealer or other financial intermediary (such as a bank), the Fund and its related companies may pay the intermediary for the sale of Fund shares and related services. These payments may create a conflict of interest by influencing the broker-dealer or other intermediary and your salesperson to recommend the Fund over another investment. Ask your salesperson or visit your financial intermediary's website for more information.

FUND SUMMARY – SIMPLIFY HIGH YIELD ETF

Investment Objective: Simplify High Yield ETF (the “Fund” or “CDX”) seeks to maximize total return.

Fees and Expenses of the Fund: This table describes the fees and expenses that you may pay if you buy, sell, and hold shares of the Fund. **You may pay other fees, such as brokerage commissions and other fees to financial intermediaries on the purchase and sale of Fund shares, which are not reflected in the tables and examples below.**

Annual Fund Operating Expenses (expenses that you pay each year as a percentage of the value of your investment)	
Management Fees	0.50%
Distribution and Service (12b-1) Fees	0.00%
Other Expenses	0.00%
Total Annual Fund Operating Expenses	0.50%
Fee Waiver ⁽¹⁾	(0.25)%
Total Annual Fund Operating Expenses After Fee Waiver	0.25%

- (1) The Fund’s adviser has contractually agreed, through at least October 31, 2026, to waive its management fees to 0.25% of the Fund’s average daily net assets. This agreement may be terminated only by the Trust’s Board of Trustees on 60 days’ written notice to the Fund’s adviser.

Example: This Example is intended to help you compare the cost of investing in the Fund with the cost of investing in other funds.

The Example assumes that you invest \$10,000 in the Fund for the time periods indicated and then redeem all of your shares at the end of those periods. The Example also assumes that your investment has a 5% return each year and that the Fund’s operating expenses remain the same. The Example further assumes that the Fund’s fee waiver agreement will only be in place for the term specified above. Although your actual costs may be higher or lower, based upon these assumptions your costs would be:

1 Year	3 Years	5 Years	10 Years
\$26	\$135	\$255	\$604

Portfolio Turnover: The Fund pays transaction costs, such as commissions, when it buys and sells securities (or “turns over” its portfolio). A higher portfolio turnover rate may indicate higher transaction costs and may result in higher taxes when Fund shares are held in a taxable account. These costs, which are not reflected in annual fund operating expenses or in the Example, affect the Fund’s performance. During the most recent fiscal year, the Fund’s portfolio turnover rate was 622% of the average value of its portfolio.

Principal Investment Strategies: The Adviser seeks to achieve the Fund’s investment objective by investing in high yield bonds also known as “junk bonds” primarily by purchasing swaps on exchange traded funds and applying a credit hedge derivatives strategy to the Fund’s investments.

High Yield Strategy

The Fund has adopted a non-fundamental investment policy that, under normal circumstances, the Fund will invest at least 80% of its net assets (plus any borrowings for investment purposes) in securities that provide exposure to high yield securities, also known as junk bonds. The Fund defines junk bonds as those rated below Baa3 by Moody's Investors Service or below BBB- by Standard and Poor's Rating Group, or, if unrated, determined by the Adviser to be of similar credit quality. The Adviser does not frequently trade securities but seeks to maintain consistent exposure to junk bonds primarily through its purchase of swaps on exchange traded funds that primarily invest in high-yield securities ("H-Y ETFs"); and secondarily through its purchase of H-Y ETFs call options on H-Y ETFs, as well as by selling (writing) put options H-Y ETFs. The Adviser determines the securities to which it seeks exposure based on factors such as price, liquidity, and track record.

The H-Y ETFs underlying the swaps that the Fund will invest in may target high yield bonds with different maturities, durations, and quality requirements in connection with their investment strategies. Duration is a measure of price sensitivity of a debt security or a portfolio of debt securities to relative changes in interest rates. For instance, a duration of "five years" means that a security's or portfolio's price would be expected to decrease by approximately 5% with a 1% increase in interest rates (assuming a parallel shift in yield curve). Maturity is the period during which its owner will receive interest payments on the investment. When the bond reaches maturity, the Fund is repaid its par, or face value. A bond's quality is a reference to the grade given to a bond by a rating service that indicates its credit quality. The rating takes into consideration a bond issuer's financial strength or its ability to pay a bond's principal and interest in a timely fashion. For instance, a "AAA" high-grade rated bond offers more security and lower profit potential (lower yield) than a "B-" rated speculative bond. The Adviser may invest in affiliated money market ETFs to manage liquidity or to pledge as collateral for derivatives.

Derivatives Overlay – Generally

In total, the Fund may invest up to 20% of the Fund's portfolio in derivatives (measured by purchase price in the case of options or collateral pledged in the case of other derivatives) through a credit hedge strategy and/or an income generating option strategy. The Adviser anticipates purchasing and selling its derivatives on a monthly, quarterly, and annual basis, depending upon the Fund's rebalancing requirements and expiration dates. However, the Adviser may rebalance the Fund's derivative portfolio on a more frequent basis for a number of reasons such as when market volatility renders the protection provided by the derivative strategy ineffective or a derivative position has appreciated to the point that it is prudent to decrease the Fund's exposure and realize gains for the Fund's shareholders. Derivatives may be exchange-traded or over-the-counter ("OTC"); index-based or linked to a specific security. The Adviser selects derivatives based upon its evaluation of relative value based on expected hedging effectiveness, cost, and in the case of options, strike price (price that the option can be bought or sold by the option holder) and maturity (the last date the option contract is valid) and will exercise or close the options based typically on maturity.

Credit Hedge Strategy

The Fund may invest up to 20% of the Fund's portfolio in derivatives to hedge against interest rate risk and credit risk. When the Adviser believes credit risk will be increasing, it will hedge primarily by receiving protection through total return swaps that use fixed income instruments, fixed income indexes, fixed income ETFs, or H-Y ETFs as reference assets. However, when the Adviser believes a short-term opportunity for a more-effective hedge is available, it may also use total return swaps that use equities, equity indexes or equity ETFs as reference assets to manage interest rate and credit risk. The Adviser closes derivative positions when it believes the related risk is no longer significant or to use a more efficient or cost-effective derivative.

Income Generating Option Strategy

The Fund may invest up to 20% of the Fund's portfolio in derivatives to generate additional income. To do so, the Fund employs an option and option spread writing strategy on instruments linked to equities, debt, volatility indices, commodities, and currencies. The equity and fixed income strategies include primarily U.S. companies but may include companies from both emerging and developed foreign markets and may include companies of any market capitalization. The commodity strategies may include all types of commodities and commodity indexes. Currency strategies are those that attempt to profit from the changes in the relative value of various currencies. Volatility strategies are those that attempt to profit from the changes in the historical or implied return volatility of futures or securities indexes. Volatility is a measure of a reference asset's historical or expected future price movements.

A call option gives the owner the right, but not the obligation, to buy an asset at a specified price (strike price) within a specific time period. A put option gives the owner the right, but not the obligation, to sell an asset at a specified price (strike price) within a specific time period. By selling put and call options in return for the receipt of premiums (the purchase price of an option), the Adviser attempts to increase Fund income as the passage of time decreases the value of the written options. Gains from written option premiums are capital gains, but commonly referred to as income. The option writing strategy is a form of leveraged investing. The Adviser focuses on writing short-term options with less than one-month to maturity because their value erodes faster than long-term options.

Call Spread Sub-Strategy

When the Adviser believes an asset's price will decrease, remain unchanged, or only increase slightly it employs a call spread strategy. In a call option spread, the Fund sells (writes) an out of the money (above current market price) call option while also purchasing a further out of the money call option.

Put Spread Sub-Strategy

When the Adviser believes an asset's price will increase, remain unchanged, or only decrease slightly it employs a put spread strategy. In a put option spread, the Fund sells (writes) an out of the money (below current market price) put option while also purchasing a further out of the money put option.

The Adviser expects the written options to expire worthless, but purchases lower-cost further out of the money options to insulate the Fund from large losses if the written options increase in value. The Adviser expects options to be held to expiration but may adjust positions following a large (over 10%) price swing in an option's reference asset.

The Fund also holds cash and invests in cash-like instruments or high-quality short term fixed income securities to serve as collateral for swaps, futures and assuring its performance to an option buyer when writing options (collectively, "Collateral"). The Collateral may consist of (1) U.S. Government securities, such as bills, notes and bonds issued by the U.S. Treasury; (2) money market funds (including affiliated money market ETFs); (3) fixed income ETFs; and/or (4) corporate debt securities, such as commercial paper and other short-term unsecured promissory notes issued by companies that are rated investment grade or of comparable quality. The Adviser considers an unrated security to be of comparable quality to a security rated investment grade if it believes it has a similar low risk of default.

Principal Investment Risks: *As with all funds, there is the risk that you could lose money through your investment in the Fund. Many factors affect the Fund's net asset value and price of shares and performance.*

The following describes the principal risks the Fund bears with respect to its investments. As with any fund, there is no guarantee that the Fund will achieve its goal.

Junk Bond Risk. Lower-quality bonds, known as "high yield" or "junk" bonds, present greater risk than bonds of higher quality, including an increased risk of default. An economic downturn or period of rising interest rates could adversely affect the market for these bonds and reduce the Fund's ability to sell its bonds. Longer maturity and longer duration bond prices will decline more in response to rising interest rates. The lack of a liquid market for these bonds could decrease the Fund's share price.

Active Management Risk. The Fund is subject to the risk that the investment management strategy may not produce the intended results and may negatively impact Fund performance. The adviser's overlay strategy will not fully protect the Fund from declines in the market.

Cash or Cash Equivalents Risk. At any time, the Fund may have significant investments in cash or cash equivalents. When a substantial portion of a portfolio is held in cash or cash equivalents, there is the risk that the value of the cash account, including interest, will not keep pace with inflation, thus reducing purchasing power over time. Additionally, in rising markets, holding cash or cash equivalents may adversely affect the Fund's performance and the Fund may not achieve its investment objective.

Commodity and Currency Risk. Investments linked to commodities or currencies can be highly volatile compared to investments in traditional securities, and may experience large losses. The value of instruments linked to commodities or currencies may be affected by market movements, commodity or currency benchmarks (as the case may be), volatility, changes in interest rates, or factors affecting a particular industry, commodity or currency. For example, commodities may be affected by numerous factors, including drought, floods, fires, weather, livestock disease, pipeline ruptures or spills, embargoes, tariffs and international, economic, political or regulatory developments.

Derivatives Risk. The use of derivative instruments involves risks different from, or possibly greater than, the risks associated with investing directly in securities and other traditional investments. These risks include (i) the risk that the counterparty to a derivative transaction may not fulfill its contractual obligations; (ii) risk of mispricing or improper valuation; and (iii) the risk that changes in the value of the derivative may not correlate perfectly with the underlying asset, rate or index. Derivative prices are highly volatile and may fluctuate substantially during a short period of time. Such prices are influenced by numerous factors that affect the markets, including, but not limited to: changing supply and demand relationships; government programs and policies; national and international political and economic events, changes in interest rates, inflation and deflation and changes in supply and demand relationships. Trading derivative instruments involves risks different from, or possibly greater than, the risks associated with investing directly in securities.

Early Close/Trading Halt Risk. An exchange or market may close or issue trading halts on specific securities, or the ability to buy or sell certain securities or financial instruments may be restricted, which may prevent the Fund from buying or selling certain securities or financial instruments. In these circumstances, the Fund may be unable to rebalance its portfolio, may be unable to accurately price its investments and may incur substantial trading losses.

Equity Securities Risk. The net asset value of the Fund will fluctuate based on changes in the value of the equity securities that serve as reference assets to a total return swap, option, or future held by the Fund. Equity prices can fall rapidly in response to developments affecting a specific company or industry, or to changing economic, political or market conditions.

ETF Structure Risks: The Fund is structured as an ETF and will invest in underlying ETFs. As a result, the Fund is subject to special risks, including:

- *Not Individually Redeemable.* The Fund's shares ("Shares") are not redeemable by retail investors and may be redeemed only by Authorized Participants at net asset value ("NAV") and only in Creation Units. A retail investor generally incurs brokerage costs when selling shares.
- *Trading Issues.* Trading in Shares on NYSE Arca, Inc. (the "Exchange") may be halted due to market conditions or for reasons that, in the view of the Exchange, make trading in Shares inadvisable, such as extraordinary market volatility. There can be no assurance that Shares will continue to meet the listing requirements of the Exchange which may result in the Shares being delisted. An active trading market for the Shares may not be developed or maintained. If the Shares are traded outside a collateralized settlement system, the number of financial institutions that can act as Authorized Participants that can post collateral on an agency basis is limited, which may limit the market for the Shares.

- *Market Price Variance Risk.* The market prices of Shares will fluctuate in response to changes in NAV and supply and demand for Shares and will include a “bid-ask spread” charged by the exchange specialists, market makers or other participants that trade the Shares. There may be times when the market price and the NAV vary significantly. This means that Shares may trade at a discount to NAV.
 - In times of market stress, market makers may step away from their role market making in the Shares and in executing trades, which can lead to differences between the market value of the Shares and the Fund’s NAV.
 - The market price of the Shares may deviate from the Fund’s NAV, particularly during times of market stress, with the result that investors may pay significantly more or significantly less for the Shares than the Fund’s NAV, which is reflected in the bid and ask price for the Shares or in the closing price.
 - In stressed market conditions, the market for the Shares may become less liquid in response to the deteriorating liquidity of the Fund’s portfolio. This adverse effect on the liquidity of the Shares may, in turn, lead to differences between the market value of the Shares and the Fund’s NAV.
- *Authorized Participant Risk.* Only an Authorized Participant may engage in creation or redemption transactions directly with the Fund. The Fund has a limited number of institutions that may act as an Authorized Participant on an agency basis (i.e., on behalf of other market participants). To the extent that Authorized Participants exit the business or are unable to proceed with creation or redemption orders with respect to the Fund and no other Authorized Participant is able to step forward to create or redeem Creation Units, Fund shares may be more likely to trade at a premium or discount to net asset value and possibly face trading halts or delisting. Authorized Participant concentration risk may be heightened for securities or instruments that have lower trading volumes.

Fixed Income Securities Risk. When the Fund invests in fixed income securities, the value of your investment in the Fund will fluctuate with changes in interest rates. Typically, a rise in interest rates causes a decline in the value of fixed income securities owned by the Fund. In general, the market price of fixed income securities with longer maturities will increase or decrease more in response to changes in interest rates than shorter-term securities. Other risk factors include credit risk (the debtor may default), extension risk (an issuer may exercise its right to repay principal on a fixed rate obligation held by the Fund later than expected), and prepayment risk (the debtor may pay its obligation early, reducing the amount of interest payments).

Futures Risk. The Fund’s use of futures involves risks different from, or possibly greater than, the risks associated with investing directly in securities and other traditional investments. These risks include (i) leverage risk (ii) risk of mispricing or improper valuation; and (iii) the risk that changes in the value of the futures contract may not correlate perfectly with the underlying index.

Leverage Risk. The use of leverage by the Fund, such as the use of derivatives, will cause the Fund to incur additional expenses and magnify the Fund’s gains or losses.

Market and Geopolitical Risk. The increasing interconnectivity between global economies and financial markets increases the likelihood that events or conditions in one region or financial market may adversely impact issuers in a different country, region or financial market. Securities in the Funds’ portfolios may underperform due to inflation (or expectations for inflation), interest rates, global demand for particular products or resources, climate change or climate related events, natural disasters, pandemics, epidemics, terrorism, international conflicts, regulatory events and governmental or quasi-governmental actions. The occurrence of global events similar to those in recent years may result in market volatility and may have long term effects on both the U.S. and global financial markets.

Option Risk. As the buyer of a put or call options, the Fund risks losing the entire premium invested in the option if the Fund does not exercise the option.

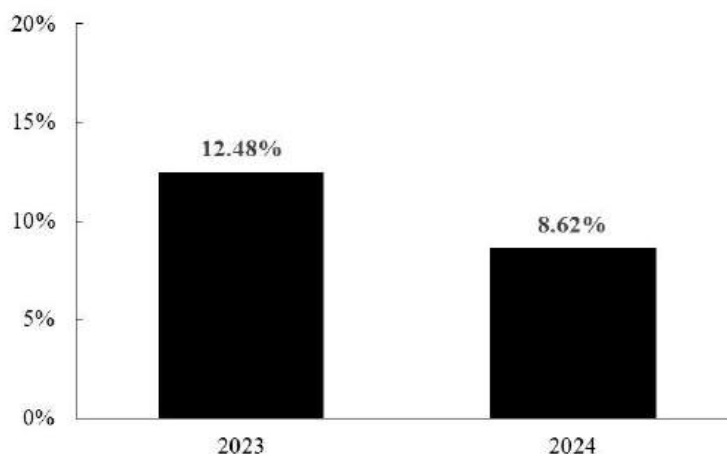
Over-the-Counter Market Risk. Securities and options traded in over-the-counter markets may trade less frequently and in limited volumes and thus exhibit more volatility and liquidity risk, and the prices paid by the Fund in over-the-counter transactions may include an undisclosed dealer markup. The Fund is also exposed to default by the over-the-counter option writer who may be unwilling or unable to perform its contractual obligations to the Fund.

Swap Risk. Swaps are subject to tracking risk because they may not be perfect substitutes for the instruments they are intended to hedge or replace. Over the counter swaps are subject to counterparty default. Leverage inherent in derivatives will tend to magnify the Fund's losses.

Underlying Fund Risk. ETFs in which the Fund invests are subject to investment advisory and other expenses, which will be indirectly paid by the Fund. As a result, the cost of investing in the Fund will be higher than the cost of investing directly in the ETFs and may be higher than other funds that invest directly in stocks and bonds. Each of the ETFs is subject to its own specific risks, but the adviser expects the principal investments risks of such ETFs will be similar to the risks of investing in the Fund.

Affiliated Money Market ETF Conflict of Interest Risk. Because the Fund may invest in an affiliated ETF, the Adviser is subject to conflicts of interest in allocating the Fund's assets to the affiliated ETF. The Adviser will receive more revenue to the extent it selects an affiliated ETF rather than an unaffiliated ETF for inclusion in the Fund's portfolio.

Performance: The following performance information provides some indication of the risks of investing in the Fund. The bar chart shows changes in the Fund's performance from year to year. The table shows how the Fund's average annual total returns compare to those of a broad-based securities market index and an additional index. The additional index tracks U.S. high-yield corporate bonds and is included as a performance benchmark relevant to the Fund's high-yield fixed income investment strategy. The Fund's past performance (before and after taxes) is not necessarily an indication of how the Fund will perform in the future. Updated performance information is available at no cost by visiting www.simplify.us/etfs or by calling 1 (855) 772-8488.



During the periods shown in the bar chart above, the Fund's highest quarterly return was 6.58% (quarter ended December 31, 2023) and the Fund's lowest quarterly return was -1.55% (quarter ended December 31, 2024). The calendar year-to-date total return of the Fund as of September 30, 2025 was 9.24%.

Average Annual Total Returns for the Periods Ended December 31, 2024

	1 Year	Since Inception (2/14/22)
Return Before Taxes	8.62%	4.15%
Return After Taxes on Distributions	3.47%	0.66%
Return After Taxes on Distributions and Sale of Fund Shares	5.06%	1.64%
Bloomberg U.S. Aggregate Bond Index (reflects no deduction for fees, expenses or taxes)	6.08%	0.20%
ICE BofA US High Yield Index (reflects no deduction for fees, expenses or taxes)	10.24%	5.38%

After-tax returns are calculated using the historical highest individual federal marginal income tax rates during the period covered by the table above and do not reflect the impact of state and local taxes. Actual after-tax returns depend on an investor's tax situation and may differ from those shown. After-tax returns shown are not relevant to investors who hold shares through tax-advantaged arrangements, such as 401(k) plans or individual retirement accounts.

Investment Adviser: Simplify Asset Management Inc. (the "Adviser")

Portfolio Managers: David Berns, Chief Investment Officer of the Adviser; Michael Green, Managing Director and Chief Strategist of the Adviser; Chris Getter, Emerging Markets Strategist of the Adviser and Paisley Nardini, Asset Allocation Strategist of the Adviser serve as portfolio managers of the Fund. Dr. Berns and Mr. Green each served the Fund as a portfolio manager since it commenced operations in February 2022. Ms. Nardini has served the Fund as portfolio manager since November 2024. Mr. Getter has served as portfolio manager since October 2025. Dr. Berns, Mr. Green, Mr. Getter, and Ms. Nardini are jointly and primarily responsible for the management of the Fund.

Purchase and Sale of Fund Shares: The Fund will issue and redeem Shares at NAV only in large blocks of 25,000 Shares (each block of Shares is called a "Creation Unit"). Creation Units are issued and redeemed primarily in-kind for securities but may include cash. Individual Shares may only be purchased and sold in secondary market transactions through brokers. Except when aggregated in Creation Units in transactions with Authorized Participants, the Shares are not redeemable securities of the Fund.

Shares of the Fund are listed for trading on the Exchange and trade at market prices rather than NAV. Shares of the Fund may trade at a price that is greater than, at, or less than NAV. An investor may incur costs attributable to the difference between the highest price a buyer is willing to pay to purchase shares of the Fund (bid) and the lowest price a seller is willing to accept for shares of the Fund (ask) when buying or selling shares in the secondary market. Recent information on the Fund's NAV, market price, premiums and discounts, and bid-ask spreads is available at www.simplify.us/etfs.

Tax Information: The Fund's distributions generally will be taxable as ordinary income or long-term capital gains. A sale of Shares may result in capital gain or loss.

Payments to Broker-Dealers and Other Financial Intermediaries: If you purchase the Fund through a broker-dealer or other financial intermediary (such as a bank), the Fund and its related companies may pay the intermediary for the sale of Fund shares and related services. These payments may create a conflict of interest by influencing the broker-dealer or other intermediary and your salesperson to recommend the Fund over another investment. Ask your salesperson or visit your financial intermediary's website for more information.

FUND SUMMARY – SIMPLIFY INTEREST RATE HEDGE ETF

Investment Objective: The Simplify Interest Rate Hedge ETF (the “Fund” or “PFI”) seeks to hedge interest rate movements arising from rising long-term interest rates, and to benefit from market stress when fixed income volatility increases, while providing the potential for income.

Fees and Expenses of the Fund: This table describes the fees and expenses that you may pay if you buy, hold, and sell shares of the Fund. **You may pay other fees, such as brokerage commissions and other fees to financial intermediaries on the purchase and sale of Fund shares, which are not reflected in the tables and examples below.**

Annual Fund Operating Expenses (expenses that you pay each year as a percentage of the value of your investment)	
Management Fees	0.50%
Distribution and Service (12b-1) Fees	0.00%
Other Expenses	0.00%
Total Annual Fund Operating Expenses	0.50%

Example: This Example is intended to help you compare the cost of investing in the Fund with the cost of investing in other funds.

The Example assumes that you invest \$10,000 in the Fund for the time periods indicated and then redeem all of your shares at the end of those periods. The Example also assumes that your investment has a 5% return each year and that the Fund’s operating expenses remain the same. Although your actual costs may be higher or lower, based upon these assumptions your costs would be:

1 Year	3 Years	5 Years	10 Years
\$51	\$160	\$280	\$628

Portfolio Turnover: The Fund pays transaction costs, such as commissions, when it buys and sells securities (or “turns over” its portfolio). A higher portfolio turnover rate may indicate higher transaction costs and may result in higher taxes when Fund shares are held in a taxable account. These costs, which are not reflected in annual fund operating expenses or in the Example, affect the Fund’s performance. During the most recent fiscal year, the Fund’s portfolio turnover rate was 0% of the average of its portfolio.

Principal Investment Strategies: The Adviser seeks to achieve the Fund’s investment objective by allocating the Fund’s assets approximately equally between:

- interest rate related derivatives and
- interest income producing debt instruments.

The Adviser expects to allocate assets among derivatives and debt instruments, depending upon market conditions. The Adviser seeks to achieve the interest rate hedging aspect of the Fund’s investment objective by investing in swaptions, interest rate options, and Treasury futures. Consequently, the Fund’s portfolio will be highly sensitive to changes in interest rates. A swaption is an option to enter into a swap contract. The Fund also may short swaptions. The Fund may purchase payer swaptions that give the Fund the option to enter into fixed interest rate swaps upon expiration of the swaption. These instruments have positive price sensitivity to rising interest rates. Opposite to bond prices which typically fall when interest rates rise, it is expected that the Fund will benefit from swaption value increases, providing a hedge against the rising interest rates. Consequently, when viewed from a total return perspective, price gains in these instruments will tend to offset the effect of lower debt prices caused by rising interest rates. These derivatives are selected to protect against rising long-term interest rates on high-quality instruments such as U.S. government securities and high-quality corporate debt. To select a derivative that it believes will produce the most effective hedge against rising interest rates, the Adviser assesses the interaction of maturity, strike price, reference interest rate, the risk-free rate, and volatility on the price of swaptions and interest rate options. While the investment focus of the interest rate related derivatives strategy is on gains from rising rates, to a lesser extent the Adviser’s selection process is also intended to generate gains from option and swaption positions when interest rate volatility increases. Specifically, the Adviser will tend to increase allocations to swaptions and interest rate options when it believes interest rate volatility is poised to increase as these instruments become more valuable in higher volatility environments. The Adviser rebalances derivative exposure after extreme rate movements (for example, 0.50%) or after the passage of time has significantly changed the rate sensitivity of a derivative. As time passes, swaptions and interest rate options become less sensitive to movements in the reference swap rate or interest rate. The Adviser does not take speculative positions based on its forecast for interest rates. The Fund limits net economic exposure at the time of investment to any one over-the-counter counterparty to 25% of Fund net assets.

The Adviser seeks to achieve the income aspect of the Fund's investment objective by investing U.S. Treasury securities, U.S. Treasury Inflation-Protected Securities ("TIPS"), exchange traded funds that primarily invest in U.S. Treasuries, TIPS, and investment grade bonds. TIPS are securities whose principal amount increases with inflation, as measured by the Consumer Price Index and are designed to protect investors from inflation risk. The Fund may purchase debt securities of any maturity. The Adviser may invest in affiliated money market ETFs to manage liquidity or to pledge as collateral for derivatives.

Generally, the Fund's strategy may be appropriate for investors who are seeking to hedge against rising interest rates. The Fund's strategy may also be appropriate to help hedge real estate securities portfolios, as rising interest rates have historically led to sell-offs in real estate and growth equities, that are often negatively correlated with rising interest rates.

When using various derivatives, the Fund may be required to post collateral to assure its performance. The Fund will hold cash and cash-like instruments or high-quality short term fixed income securities (collectively, "Collateral"). The Collateral may consist of (1) U.S. Government securities, such as bills, notes and bonds issued by the U.S. Treasury; (2) money market funds (including affiliated money market ETFs); (3) fixed income ETFs; and/or (4) corporate debt securities, such as commercial paper and other short-term unsecured promissory notes issued by companies that are rated investment grade or of comparable quality. The Adviser considers an unrated security to be of comparable quality to a security rated investment grade if it believes it has a similar low risk of default.

The Fund is classified as a "non-diversified" investment company under the Investment Company Act of 1940, as amended, which means that the Fund may invest a higher percentage of its assets in a fewer number of issuers than is permissible for a "diversified" Fund.

Principal Investment Risks: *As with all funds, there is the risk that you could lose money through your investment in the Fund. Many factors affect the Fund's net asset value and price of shares and performance.*

The following describes the principal risks the Fund bears with respect to its investments. As with any fund, there is no guarantee that the Fund will achieve its goal.

Swaptions Risk. A swaption is a contract that gives a counterparty the right (but not the obligation) to enter into a new swap agreement or to shorten, extend, cancel or otherwise modify an existing swap agreement, at some designated future time on specified terms. The Fund may write (sell) and purchase put and call swaptions. Depending on the terms of the particular option agreement, the Fund will generally incur a greater degree of risk when it writes a swaption than it will incur when it purchases a swaption. When the Fund purchases a swaption, it risks losing only the amount of the premium it has paid should it decide to let the option expire unexercised. However, when the Fund writes a swaption, it becomes obligated (if the option is exercised) according to the terms of the underlying agreement. These swaptions are highly sensitive to changes in interest rates.

Active Management Risk. The Fund is subject to the risk that the investment management strategy may not produce the intended results and may negatively impact Fund performance. The Adviser's strategy is highly sensitive to changes in interest rates.

Cash or Cash Equivalents Risk. At any time, the Fund may have significant investments in cash or cash equivalents. When a substantial portion of a portfolio is held in cash or cash equivalents, there is the risk that the value of the cash account, including interest, will not keep pace with inflation, thus reducing purchasing power over time. Additionally, in rising markets, holding cash or cash equivalents may adversely affect the Fund's performance and the Fund may not achieve its investment objective.

Volatility Risk. Significant short-term price movements could adversely impact the performance of the Fund. The Fund's performance may be volatile, which means that the Fund's performance may be subject to substantial short-term changes up or down.

U.S. Treasury and Agency Market Risk. The U.S. Treasury and agency market can be volatile, and the value of instruments correlated with these markets may fluctuate dramatically from day to day. U.S. Treasury and agency obligations may provide relatively lower returns than those of other securities. Similar to other debt instruments, U.S. Treasury and agency obligations are subject to debt instrument risk and interest rate risk. In addition, changes to the financial condition or credit rating of the U.S. Government may cause the value of U.S. Treasury and agency obligations to decline. U.S. Treasury obligations are backed by the "full faith and credit" of the U.S. government and are generally considered to have negligible credit risk. Securities issued or guaranteed by federal agencies or authorities and U.S. government-sponsored instrumentalities or enterprises may or may not be backed by the full faith and credit of the U.S. government.

Counterparty Risk. Counterparty risk is the risk that a counterparty to a financial instrument held by the Fund or by a special purpose or structured vehicle invested in by the Fund may become insolvent or otherwise fail to perform its obligations, and the Fund may obtain no or limited recovery of its investment, and any recovery may be significantly delayed.

Derivatives Risk. Options are a derivative investment. The use of derivative instruments involves risks different from, or possibly greater than, the risks associated with investing directly in securities and other traditional investments. These risks include (i) the risk that the counterparty to a derivative transaction may not fulfill its contractual obligations; (ii) risk of mispricing or improper valuation; and (iii) the risk that changes in the value of the derivative may not correlate perfectly with the underlying asset, rate or index.

Futures Risk. The Fund's use of futures involves risks different from, or possibly greater than, the risks associated with investing directly in securities and other traditional investments. These risks include (i) leverage risk (ii) risk of mispricing or improper valuation; and (iii) the risk that changes in the value of the futures contract may not correlate perfectly with the underlying index. Investments in futures involve leverage, which means a small percentage of assets invested in futures can have a disproportionately large impact on the Fund. This risk could cause the Fund to lose more than the principal amount invested. Futures contracts may become mispriced or improperly valued when compared to the adviser's expectation and may not produce the desired investment results. Additionally, changes in the value of futures contracts may not track or correlate perfectly with the underlying index because of temporary, or even long-term, supply and demand imbalances and because futures do not pay interest unlike the securities upon which they are based.

Derivative prices are highly volatile and may fluctuate substantially during a short period of time. Such prices are influenced by numerous factors that affect the markets, including, but not limited to: changing supply and demand relationships; government programs and policies; national and international political and economic events, changes in interest rates, inflation and deflation and changes in supply and demand relationships. Trading derivative instruments involves risks different from, or possibly greater than, the risks associated with investing directly in securities.

Early Close/Trading Halt Risk. An exchange or market may close or issue trading halts on specific securities, or the ability to buy or sell certain securities or financial instruments may be restricted, which may prevent the Fund from buying or selling certain securities or financial instruments. In these circumstances, the Fund may be unable to rebalance its portfolio, may be unable to accurately price its investments and may incur substantial trading losses.

ETF Structure Risks. The Fund is structured as an ETF and will invest in underlying ETFs. As a result, the Fund is subject to special risks, including:

- *Not Individually Redeemable.* The Fund's shares ("Shares") are not redeemable by retail investors and may be redeemed only by authorized participants ("Authorized Participant") at net asset value ("NAV") and only in Creation Units. A retail investor generally incurs brokerage costs when selling shares.
- *Trading Issues.* Trading in Shares on the NYSE Arca, Inc. (the "Exchange") may be halted due to market conditions or for reasons that, in the view of the Exchange, make trading in Shares inadvisable, such as extraordinary market volatility. There can be no assurance that Shares will continue to meet the listing requirements of the Exchange which may result in the Shares being delisted. An active trading market for the Shares may not be developed or maintained. If the Shares are traded outside a collateralized settlement system, the number of financial institutions that can act as Authorized Participants that can post collateral on an agency basis is limited, which may limit the market for the Shares.
- *Market Price Variance Risk.* The market prices of Shares will fluctuate in response to changes in NAV and supply and demand for Shares and will include a "bid-ask spread" charged by the exchange specialists, market makers or other participants that trade the Shares. There may be times when the market price and the NAV vary significantly. This means that Shares may trade at a discount to NAV.
 - In times of market stress, market makers may step away from their role market making in the Shares and in executing trades, which can lead to differences between the market value of the Shares and the Fund's NAV.
 - The market price of the Shares may deviate from the Fund's NAV, particularly during times of market stress, with the result that investors may pay significantly more or significantly less the Shares than the Fund's NAV, which is reflected in the bid and ask price for the Shares or in the closing price.
 - In stressed market conditions, the market for the Shares may become less liquid in response to the deteriorating liquidity of the Fund's portfolio. This adverse effect on the liquidity of the Shares may, in turn, lead to differences between the market value of the Shares and the Fund's NAV.
- *Authorized Participant Risk.* Only an Authorized Participant may engage in creation or redemption transactions directly with the Fund. The Fund has a limited number of institutions that may act as an Authorized Participant on an agency basis (i.e., on behalf of other market participants). To the extent that Authorized Participants exit the business or are unable to proceed with creation or redemption orders with respect to the Fund and no other Authorized Participant is able to step forward to create or redeem Creation Units, Fund shares may be more likely to trade at a premium or discount to net asset value and possibly face trading halts or delisting. Authorized Participant concentration risk may be heightened for securities or instruments that have lower trading volumes.

Fixed Income Securities Risk. When the Fund invests in fixed income securities, the value of your investment in the Fund will fluctuate with changes in interest rates. Typically, a rise in interest rates causes a decline in the value of fixed income securities owned by the Fund. In general, the market price of fixed income securities with longer maturities will increase or decrease more in response to changes in interest rates than shorter-term securities. Other risk factors include credit risk (the debtor may default), extension risk (an issuer may exercise its right to repay principal on a fixed rate obligation held by the Fund later than expected), and prepayment risk (the debtor may pay its obligation early, reducing the amount of interest payments). These risks could affect the value of a particular investment by the Fund, possibly causing the Fund's share price and total return to be reduced and fluctuate more than other types of investments.

Leverage Risk. The use of leverage by the Fund, such as borrowing money to purchase securities or the use of options, will cause the Fund to incur additional expenses and magnify the Fund's gains or losses.

Market and Geopolitical Risk. The increasing interconnectivity between global economies and financial markets increases the likelihood that events or conditions in one region or financial market may adversely impact issuers in a different country, region or financial market. Securities in the Funds' portfolios may underperform due to inflation (or expectations for inflation), interest rates, global demand for particular products or resources, climate change or climate related events, natural disasters, pandemics, epidemics, terrorism, international conflicts, regulatory events and governmental or quasi-governmental actions. The occurrence of global events similar to those in recent years may result in market volatility and may have long term effects on both the U.S. and global financial markets.

Non-Diversification Risk. Because the Fund is non-diversified and may invest a greater portion of its assets in fewer issuers than a diversified fund, changes in the market value of a single portfolio holding could cause greater fluctuations in the Fund's share price than would occur in a diversified fund. This may increase the Fund's volatility and cause the performance of a single portfolio holding or a relatively small number of portfolio holdings to have a greater impact on the Fund's performance.

Option Risk. There are risks associated with the sale and purchase of call and put options. As a seller (writer) of a put option, the Fund will tend to lose money if the value of the reference index or security falls below the strike price. As the seller (writer) of a call option, the Fund will tend to lose money if the value of the reference index or security rises above the strike price. As the buyer of a put or call option, the Fund risks losing the entire premium invested in the option if the Fund does not exercise the option. The type of options the Fund may use are highly sensitive to changes in interest rates.

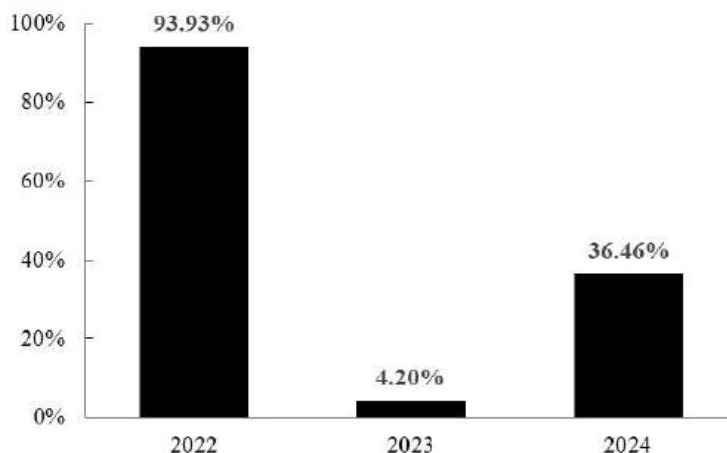
Over-the-Counter Market Risk. Securities and options traded in over-the-counter markets may trade less frequently and in limited volumes and thus exhibit more volatility and liquidity risk, and the prices paid by the Fund in over-the-counter transactions may include an undisclosed dealer markup. The Fund is also exposed to default by the over-the-counter option writer who may be unwilling or unable to perform its contractual obligations to the Fund.

Premium/Discount Trading Risk. The Fund may trade at greater than 2% premium to its NAV because of typical bid-offer spreads for OTC products and a credit support annex that is specific to a fund registered under the 1940 Act. In periods of outflows, the Fund may trade at greater than 2% discount to its NAV for the same reason. Such variations in the premium or discount may have disparate effects on certain shareholders. Shareholders who purchase shares on the secondary market at a premium to NAV may lose disproportionate value if the Fund begins trading at a discount. Similarly, Authorized Participants who wish to redeem creation units at NAV may receive a basket with a per share value below that of the current trading price of the Fund.

Affiliated Money Market ETF Conflict of Interest Risk. Because the Fund may invest in an affiliated ETF, the Adviser is subject to conflicts of interest in allocating the Fund's assets to the affiliated ETF. The Adviser will receive more revenue to the extent it selects an affiliated ETF rather than an unaffiliated ETF for inclusion in the Fund's portfolio.

Underlying Fund Risk. ETFs and ETPs in which the Fund invests are subject to investment advisory and other expenses, which will be indirectly paid by the Fund. As a result, the cost of investing in the Fund will be higher than the cost of investing directly in the ETFs and ETPs and may be higher than other funds that invest directly in stocks and bonds. Each of the ETFs and ETPs is subject to its own specific risks, but the adviser expects the principal investments risks of such ETFs will be similar to the risks of investing in the Fund.

Performance: The following performance information provides some indication of the risks of investing in the Fund. The bar chart shows changes in the Fund's performance from year to year. The table shows how the Fund's average annual total returns compare to those of a broad-based securities market index and an additional index. The additional index tracks long-duration U.S. Treasury bonds and is included as a performance benchmark that reflects the interest rate sensitivity the Fund seeks to hedge against. The Fund's past performance (before and after taxes) is not necessarily an indication of how the Fund will perform in the future. Updated performance information is available at no cost by visiting www.simplify.us/etfs or by calling 1 (855) 772-8488.



During the periods shown in the bar chart above, the Fund's highest quarterly return was 48.64 (quarter ended September 30, 2023) and the Fund's lowest quarterly return was -21.57 (quarter ended December 31, 2023). The calendar year-to-date total return of the Fund as of September 30, 2025 was -4.78%.

Average Annual Total Returns for the Periods Ended December 31, 2024

	1 Year	Since Inception (5/10/21)
Return Before Taxes	36.46%	22.02%
Return After Taxes on Distributions	34.38%	17.18%
Return After Taxes on Distributions and Sale of Fund Shares	21.44%	16.25%
Bloomberg U.S. Aggregate Bond Index (reflects no deduction for fees, expenses or taxes)	6.08%	-0.57%
ICE US Treasury 20+ Year Bond Index (reflects no deduction for fees, expenses or taxes)	0.30%	-7.42%

After-tax returns are calculated using the historical highest individual federal marginal income tax rates during the period covered by the table above and do not reflect the impact of state and local taxes. Actual after-tax returns depend on an investor's tax situation and may differ from those shown. After-tax returns shown are not relevant to investors who hold shares through tax-advantaged arrangements, such as 401(k) plans or individual retirement accounts.

Investment Adviser: Simplify Asset Management Inc. (the “Adviser”)

Portfolio Managers: Harley Bassman, Convexity Maven & Managing Partner of the Adviser; Ken Miller, Portfolio Manager of the Adviser; and David Berns, Chief Investment Officer of the Adviser serve as portfolio managers of the Fund. Mr. Bassman and Dr. Berns have each served the Fund as a portfolio manager since it commenced operations in May 2021. Mr. Miller has served the Fund as a portfolio manager since November 2024. Mr. Bassman, Dr. Berns, and Mr. Miller are jointly and primarily responsible for the management of the Fund.

Purchase and Sale of Fund Shares: The Fund will issue and redeem Shares at NAV only in large blocks of 25,000 Shares (each block of Shares is called a “Creation Unit”). Creation Units are issued and redeemed primarily in-kind for securities but may include cash. Individual Shares may only be purchased and sold in secondary market transactions through brokers. Except when aggregated in Creation Units in transactions with Authorized Participants, the Shares are not redeemable securities of the Fund.

Shares of the Fund are listed for trading on the Exchange and trade at market prices rather than NAV. Shares of the Fund may trade at a price that is greater than, at, or less than NAV. An investor may incur costs attributable to the difference between the highest price a buyer is willing to pay to purchase shares of the Fund (bid) and the lowest price a seller is willing to accept for shares of the Fund (ask) when buying or selling shares in the secondary market. Recent information on the Fund’s NAV, market price, premiums and discounts, and bid-ask spreads is available at www.simplify.us/etfs.

Tax Information: The Fund’s distributions generally will be taxable as ordinary income or long-term capital gains. A sale of Shares may result in capital gain or loss.

Payments to Broker-Dealers and Other Financial Intermediaries: If you purchase the Fund through a broker-dealer or other financial intermediary (such as a bank), the Fund and its related companies may pay the intermediary for the sale of Fund shares and related services. These payments may create a conflict of interest by influencing the broker-dealer or other intermediary and your salesperson to recommend the Fund over another investment. Ask your salesperson or visit your financial intermediary’s website for more information.

FUND SUMMARY – SIMPLIFY INTERMEDIATE TERM TREASURY FUTURES STRATEGY ETF

Investment Objective: The Simplify Intermediate Term Treasury Futures Strategy ETF (the “Fund” or “TYA”) seeks to provide total return, before fees and expenses, that matches or outperforms the performance of the ICE US Treasury 20+ Year Index on a calendar quarter basis. The Fund does not seek to achieve its stated investment objective over a period of time different than a full calendar quarter.

Fees and Expenses of the Fund: This table describes the fees and expenses that you may pay if you buy, sell, and hold shares of the Fund. **You may pay other fees, such as brokerage commissions and other fees to financial intermediaries on the purchase and sale of Fund shares, which are not reflected in the tables and examples below.**

Annual Fund Operating Expenses (expenses that you pay each year as a percentage of the value of your investment)	
Management Fees	0.25%
Distribution and Service (12b-1) Fees	0.00%
Other Expenses	0.00%
Total Annual Fund Operating Expenses	0.25%

Example: This Example is intended to help you compare the cost of investing in the Fund with the cost of investing in other funds.

The Example assumes that you invest \$10,000 in the Fund for the time periods indicated and then redeem all of your shares at the end of those periods. The Example also assumes that your investment has a 5% return each year and that the Fund’s operating expenses remain the same. The Example further assumes that the Fund’s fee waiver agreement will only be in place for the term specified above. Although your actual costs may be higher or lower, based upon these assumptions your costs would be:

1 Year	3 Years	5 Years	10 Years
\$15	\$70	\$131	\$308

Portfolio Turnover: The Fund pays transaction costs, such as commissions, when it buys and sells securities (or “turns over” its portfolio). A higher portfolio turnover rate may indicate higher transaction costs and may result in higher taxes when Fund shares are held in a taxable account. These costs, which are not reflected in annual fund operating expenses or in the Example, affect the Fund’s performance. During the most recent fiscal year, the Fund’s portfolio turnover rate was 0% of the average value of its portfolio.

Principal Investment Strategies: The Fund is an actively managed exchange-traded fund (“ETF”) that seeks to provide total return, before fees and expenses, that matches or outperforms the performance of the ICE US Treasury 20+ Year Index (the “Index”) for a calendar quarter, not for any other period. The Fund has adopted a non-fundamental policy that, under normal circumstances, the Fund invests at least 80% of its net assets (plus any borrowings for investment purposes) in futures contracts, call options, and put options on U.S. treasury futures, U.S. Government securities, such as bills, notes and bonds issued by the U.S. Treasury or fixed income ETFs that invest in U.S. Treasuries. The Adviser may invest in affiliated money market ETFs to manage liquidity or to pledge as collateral for derivatives. The Fund may hold cash and cash-like instruments or high-quality short term fixed income

securities (collectively, “Collateral”). The Collateral may consist of (1) U.S. Government securities, such as bills, notes and bonds issued by the U.S. Treasury with a duration of less than two years; (2) money market funds (including affiliated money market ETFs); (3) fixed income ETFs; and/or (4) corporate debt securities, such as commercial paper and other short-term unsecured promissory notes issued by companies that are rated investment grade or of comparable quality.

The Fund rebalances its holdings no less frequent than quarterly to position its portfolio so that its exposure to the Index is consistent with its quarterly investment objective. The impact of changes to the value of the Index each quarter will affect whether the Fund’s portfolio needs to be rebalanced.

The Index is a non-investable index that is part of a series of indices intended to assess U.S. Treasury issued debt. The Index consists of only U.S. dollar denominated, fixed rate securities with a minimum term to maturity greater than twenty years.

Principal Investment Risks: *As with all funds, there is the risk that you could lose money through your investment in the Fund. Many factors affect the Fund’s NAV and price of shares and performance.*

The following describes the principal risks the Fund bears with respect to its investments. As with any fund, there is no guarantee that the Fund will achieve its goal.

U.S. Treasuries Risk. U.S. Treasury obligations are backed by the “full faith and credit” of the U.S. government and generally have negligible credit risk. Securities issued or guaranteed by federal agencies or authorities and U.S. government-sponsored instrumentalities or enterprises may or may not be backed by the full faith and credit of the U.S. government.

Futures Risk. The Fund’s use of futures involves risks different from, or possibly greater than, the risks associated with investing directly in securities and other traditional investments. These risks include (i) leverage risk (ii) risk of mispricing or improper valuation; and (iii) the risk that changes in the value of the futures contract may not correlate perfectly with the underlying index. Investments in futures involve leverage, which means a small percentage of assets invested in futures can have a disproportionately large impact on the Fund. This risk could cause the Fund to lose more than the principal amount invested. Futures contracts may become mispriced or improperly valued when compared to the adviser’s expectation and may not produce the desired investment results. Additionally, changes in the value of futures contracts may not track or correlate perfectly with the underlying index because of temporary, or even long-term, supply and demand imbalances and because futures do not pay interest unlike the securities upon which they are based. When short-term borrowing rates are higher than short-term, medium-term, or long-term U.S. Treasury rates, the use of futures will tend to detract from the Fund’s returns.

Quarterly Rebalancing Risk. The quarterly rebalancing of the futures contracts underlying the Index may impact trading in such futures contracts. For example, such trading may cause Futures Commission Merchants to adjust their hedges. The trading activity associated with such transactions will contribute to the existing trading volume of the underlying futures contracts and may adversely affect the market price of such underlying futures contracts and in turn the level of the Index.

Short-Term Investment Risk. Investors holding shares of the Fund over longer-term periods may be subject to increased risk of loss. The Fund is intended to be used only for short-term investment horizons. An investor in the Fund can lose all or a substantial portion of his or her investment within a single day. The longer an investor’s holding period in the Fund, the greater the potential for loss.

Active Management Risk. The Fund is subject to the risk that the investment management strategy may not produce the intended results and may negatively impact Fund performance.

Cash or Cash Equivalents Risk. At any time, the Fund may have significant investments in cash or cash equivalents. When a substantial portion of a portfolio is held in cash or cash equivalents, there is the risk that the value of the cash account, including interest, will not keep pace with inflation, thus reducing purchasing power over time. Additionally, in rising markets, holding cash or cash equivalents may adversely affect the Fund’s performance and the Fund may not achieve its investment objective.

Affiliated Money Market ETF Conflict of Interest Risk. Because the Fund may invest in an affiliated ETF, the adviser is subject to conflicts of interest in allocating the Fund’s assets to the affiliated ETF. The adviser will receive more revenue to the extent it selects an affiliated ETF rather than an unaffiliated ETF for inclusion in the Fund’s portfolio.

Counterparty Risk. Counterparty risk is the risk that a counterparty to a financial instrument held by the Fund or by a special purpose or structured vehicle invested in by the Fund may become insolvent or otherwise fail to perform its obligations, and the Fund may obtain no or limited recovery of its investment, and any recovery may be significantly delayed.

Derivatives Risk. Options are a derivative investment. The use of derivative instruments involves risks different from, or possibly greater than, the risks associated with investing directly in securities and other traditional investments. These risks include (i) the risk that the counterparty to a derivative transaction may not fulfill its contractual obligations; (ii) risk of mispricing or improper valuation; and (iii) the risk that changes in the value of the derivative may not correlate perfectly with the underlying asset, rate or index. Derivative prices are highly volatile and may fluctuate substantially during a short period of time. Such prices are influenced by numerous factors that affect the markets, including, but not limited to: changing supply and demand relationships; government programs and policies; national and international political and economic events, changes in interest rates, inflation and deflation and changes in supply and demand relationships. Trading derivative instruments involves risks different from, or possibly greater than, the risks associated with investing directly in securities.

Early Close/Trading Halt Risk. An exchange or market may close or issue trading halts on specific securities, or the ability to buy or sell certain securities or financial instruments may be restricted, which may prevent the Fund from buying or selling certain securities or financial instruments. In these circumstances, the Fund may be unable to rebalance its portfolio, may be unable to accurately price its investments and may incur substantial trading losses.

ETF Structure Risks: The Fund is structured as an ETF and will invest in underlying ETFs. As a result, the Fund is subject to special risks, including:

- *Not Individually Redeemable.* The Fund's shares ("Shares") are not redeemable by retail investors and may be redeemed only by Authorized Participants at net asset value ("NAV") and only in Creation Units. A retail investor generally incurs brokerage costs when selling shares.
- *Trading Issues.* Trading in Shares on the CBOE BZX Exchange, Inc. (the "Exchange") may be halted due to market conditions or for reasons that, in the view of the Exchange, make trading in Shares inadvisable, such as extraordinary market volatility. There can be no assurance that Shares will continue to meet the listing requirements of the Exchange which may result in the Shares being delisted. An active trading market for the Shares may not be developed or maintained. If the Shares are traded outside a collateralized settlement system, the number of financial institutions that can act as Authorized Participants that can post collateral on an agency basis is limited, which may limit the market for the Shares.
- *Market Price Variance Risk.* The market prices of Shares will fluctuate in response to changes in NAV and supply and demand for Shares and will include a "bid-ask spread" charged by the exchange specialists, market makers or other participants that trade the Shares. There may be times when the market price and the NAV vary significantly. This means that Shares may trade at a discount to NAV.
 - In times of market stress, market makers may step away from their role market making in the Shares and in executing trades, which can lead to differences between the market value of the Shares and the Fund's NAV.
 - The market price of the Shares may deviate from the Fund's NAV, particularly during times of market stress, with the result that investors may pay significantly more or significantly less the Shares than the Fund's NAV, which is reflected in the bid and ask price for the Shares or in the closing price.
 - In stressed market conditions, the market for the Shares may become less liquid in response to the deteriorating liquidity of the Fund's portfolio. This adverse effect on the liquidity of the Shares may, in turn, lead to differences between the market value of the Shares and the Fund's NAV.

- *Authorized Participant Risk.* Only an Authorized Participant may engage in creation or redemption transactions directly with the Fund. The Fund has a limited number of institutions that may act as an Authorized Participant on an agency basis (i.e., on behalf of other market participants). To the extent that Authorized Participants exit the business or are unable to proceed with creation or redemption orders with respect to the Fund and no other Authorized Participant is able to step forward to create or redeem Creation Units, Fund shares may be more likely to trade at a premium or discount to net asset value and possibly face trading halts or delisting. Authorized Participant concentration risk may be heightened for securities or instruments that have lower trading volumes.

Fixed Income Securities Risk. When the Fund invests in fixed income securities, the value of your investment in the Fund will fluctuate with changes in interest rates. Typically, a rise in interest rates causes a decline in the value of fixed income securities owned by the Fund. In general, the market price of fixed income securities with longer maturities will increase or decrease more in response to changes in interest rates than shorter-term securities. Other risk factors include credit risk (the debtor may default), extension risk (an issuer may exercise its right to repay principal on a fixed rate obligation held by the Fund later than expected), and prepayment risk (the debtor may pay its obligation early, reducing the amount of interest payments). These risks could affect the value of a particular investment by the Fund, possibly causing the Fund's share price and total return to be reduced and fluctuate more than other types of investments.

Leverage Risk. The use of leverage by the Fund, such as borrowing money to purchase securities or the use of options, will cause the Fund to incur additional expenses and magnify the Fund's gains or losses.

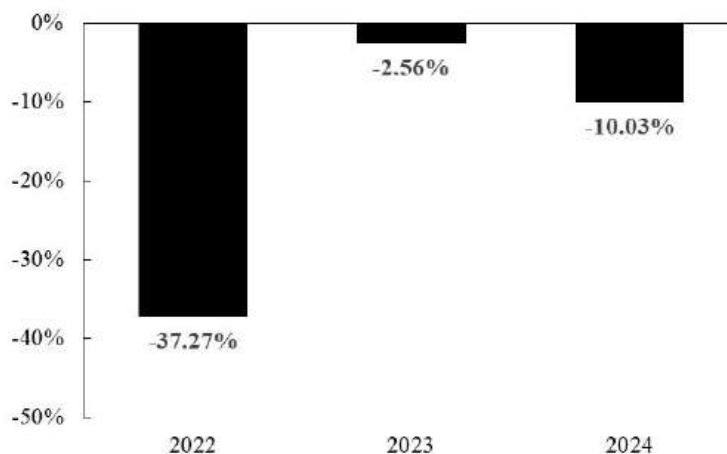
Market and Geopolitical Risk. The increasing interconnectivity between global economies and financial markets increases the likelihood that events or conditions in one region or financial market may adversely impact issuers in a different country, region or financial market. Securities in the Funds' portfolios may underperform due to inflation (or expectations for inflation), interest rates, global demand for particular products or resources, climate change or climate related events, natural disasters, pandemics, epidemics, terrorism, international conflicts, regulatory events and governmental or quasi-governmental actions. The occurrence of global events similar to those in recent years may result in market volatility and may have long term effects on both the U.S. and global financial markets.

Option Risk. As the buyer of a put or call option, the Fund risks losing the entire premium invested in the option if the Fund does not exercise the option.

Over-the-Counter Market Risk. Securities and options traded in over-the-counter markets may trade less frequently and in limited volumes and thus exhibit more volatility and liquidity risk, and the prices paid by the Fund in over-the-counter transactions may include an undisclosed dealer markup. The Fund is also exposed to default by the over-the-counter option writer who may be unwilling or unable to perform its contractual obligations to the Fund.

Underlying Fund Risk. ETFs and ETPs in which the Fund invests are subject to investment advisory and other expenses, which will be indirectly paid by the Fund. As a result, the cost of investing in the Fund will be higher than the cost of investing directly in the ETFs and ETPs and may be higher than other funds that invest directly in stocks and bonds. Each of the ETFs and ETPs is subject to its own specific risks, but the adviser expects the principal investments risks of such ETFs will be similar to the risks of investing in the Fund.

Performance: The following performance information provides some indication of the risks of investing in the Fund. The bar chart shows changes in the Fund's performance from year to year. The table shows how the Fund's average annual total returns compare to those of a broad-based securities market index and an additional index. The additional index tracks long-duration U.S. Treasury bonds and is included as a performance benchmark that provides context for the broader Treasury market relative to the Fund's intermediate-term futures positioning. The Fund's past performance (before and after taxes) is not necessarily an indication of how the Fund will perform in the future. Updated performance information is available at no cost by visiting www.simplify.us/etfs or by calling 1 (855) 772-8488.



During the periods shown in the bar chart above, the Fund's highest quarterly return was 13.71 (quarter ended December 31, 2023) and the Fund's lowest quarterly return was -18.22% (quarter ended March 31, 2022). The calendar year-to-date total return of the Fund as of September 30, 2025 was 14.06%.

Average Annual Total Returns for the Periods Ended December 31, 2024

	1 Year	Since Inception (9/27/21)
Return Before Taxes	-10.03%	-16.90%
Return After Taxes on Distributions	-11.68%	-18.03%
Return After Taxes on Distributions and Sale of Fund Shares	-5.90%	-12.55%
Bloomberg U.S. Aggregate Bond Index (reflects no deduction for fees, expenses or taxes)	6.08%	-0.96%
ICE US Treasury 20+ Year Bond Index (reflects no deduction for fees, expenses or taxes)	0.30%	-9.75%

After-tax returns are calculated using the historical highest individual federal marginal income tax rates during the period covered by the table above and do not reflect the impact of state and local taxes. Actual after-tax returns depend on an investor's tax situation and may differ from those shown. After-tax returns shown are not relevant to investors who hold shares through tax-advantaged arrangements, such as 401(k) plans or individual retirement accounts.

Investment Adviser: Simplify Asset Management Inc. (the “Adviser”).

Portfolio Managers: David Berns, Chief Investment Officer of the Adviser; Harley Bassman, Convexity Maven & Managing Partner of the Adviser; Ken Miller, Portfolio Manager of the Adviser; and Jason England, Portfolio Manager of the Adviser serve as portfolio managers of the Fund. Dr. Berns has served the Fund as a portfolio manager since it commenced operations in September 2021. Mr. Bassman has served the Fund as a portfolio manager since November 2023. Mr. Miller and Mr. England have each served the Fund as a portfolio manager since November 2024. Mr. Bassman, Dr. Berns, Mr. Miller, and Mr. England are jointly and primarily responsible for the management of the Fund.

Purchase and Sale of Fund Shares: The Fund will issue and redeem Shares at NAV only in large blocks of 25,000 Shares (each block of Shares is called a “Creation Unit”). Creation Units are issued and redeemed primarily in-kind for securities but may include cash. Individual Shares may only be purchased and sold in secondary market transactions through brokers. Except when aggregated in Creation Units in transactions with Authorized Participants, the Shares are not redeemable securities of the Fund.

Shares of the Fund are listed for trading on the Exchange and trade at market prices rather than NAV. Shares of the Fund may trade at a price that is greater than, at, or less than NAV. An investor may incur costs attributable to the difference between the highest price a buyer is willing to pay to purchase shares of the Fund (bid) and the lowest price a seller is willing to accept for shares of the Fund (ask) when buying or selling shares in the secondary market. Recent information on the Fund’s NAV, market price, premiums and discounts, and bid-ask spreads is available at www.simplify.us/etfs.

Tax Information: The Fund’s distributions generally will be taxable as ordinary income or long-term capital gains. A sale of Shares may result in capital gain or loss.

Payments to Broker-Dealers and Other Financial Intermediaries: If you purchase the Fund through a broker-dealer or other financial intermediary (such as a bank), the Fund and its related companies may pay the intermediary for the sale of Fund shares and related services. These payments may create a conflict of interest by influencing the broker-dealer or other intermediary and your salesperson to recommend the Fund over another investment. Ask your salesperson or visit your financial intermediary’s website for more information.

FUND SUMMARY – SIMPLIFY MBS ETF

Investment Objective: The Simplify MBS ETF (the “Fund” or “MTBA”) seeks to maximize total return.

Fees and Expenses of the Fund: This table describes the fees and expenses that you may pay if you buy, hold, and sell shares of the Fund. **You may pay other fees, such as brokerage commissions and other fees to financial intermediaries on the purchase and sale of Fund shares, which are not reflected in the tables and examples below.**

Annual Fund Operating Expenses (expenses that you pay each year as a percentage of the value of your investment)	
Management Fees	0.25%
Distribution and Service (12b-1) Fees	0.00%
Total Annual Fund Operating Expenses	0.25%
Fee Waiver ⁽¹⁾	(0.10)%
Total Annual Fund Operating Expenses After Fee Waiver	0.15%

(1) The Fund’s adviser has contractually agreed, through at least October 31, 2026, to waive its management fees to 0.15% of the Fund’s average daily net assets. This agreement may be terminated only by the Trust’s Board of Trustees on 60 days’ written notice to the Fund’s adviser.

Example: This Example is intended to help you compare the cost of investing in the Fund with the cost of investing in other funds.

The Example assumes that you invest \$10,000 in the Fund for the time periods indicated and then redeem all of your shares at the end of those periods. The Example also assumes that your investment has a 5% return each year and that the Fund’s operating expenses remain the same. The Example further assumes that the Fund’s fee waiver agreement will only be in place for the term specified above. Although your actual costs may be higher or lower, based upon these assumptions your costs would be:

1 Year	3 Years	5 Years	10 Years
\$15	\$70	\$131	\$308

Portfolio Turnover: The Fund pays transaction costs, such as commissions, when it buys and sells securities (or “turns over” its portfolio). A higher portfolio turnover rate may indicate higher transaction costs and may result in higher taxes when Fund shares are held in a taxable account. These costs, which are not reflected in annual fund operating expenses or in the Example, affect the Fund’s performance. During the most recent fiscal year, the Fund’s portfolio turnover rate was 1376% of the average value of its portfolio.

Principal Investment Strategies:

The Fund has adopted a non-fundamental policy that, under normal circumstances, the Fund invests at least 80% of its net assets (plus any borrowings for investment purposes) in mortgage-backed securities (“MBS”). The Fund defines MBS as any agency or non-agency residential or commercial mortgage-backed security and any futures contract, forward agreement, swap contract, or option linked to the preceding. The Fund is an actively managed exchange-traded fund that seeks to achieve its investment objectives by investing primarily in MBS’s issued by the Government National Mortgage Association (“GNMA”), Federal National Mortgage Association (“FNMA”) and Federal Home Loan Mortgage Corporation (“FHLMC”). These agencies securitize pools of mortgage loans that meet the underwriting standards of the relevant agency. The Fund may also purchase MBS on a when-issued basis, (commonly referred to as “To Be Announced” or “TBA”); and gain exposure to MBS through derivatives such as options or swap agreements. These are included as MBS for purposes of the Fund’s 80% investment policy. The Fund is deemed to be concentrated because it invests more than 25% of its net assets in MBS.

Generally, the Adviser constructs the Fund’s portfolio by selecting instruments that it believes will produce the highest yield while maintaining a medium-term (3-10 years) effective duration portfolio. The Adviser considers price, coupon, expected prepayment rate and maturity to calculate a security’s expected yield. Effective duration measures the interest rate sensitivity of a security including the borrower’s option to prepay its mortgage loan. For example, an effective duration of “five years” means that a security’s price would be expected to decrease by approximately 5% with a 1% increase in interest rates. The Adviser sells securities to manage effective duration or when a more attractive instrument becomes available.

To generate additional returns, the Adviser may use a strategy referred to as a dollar roll. In a dollar, the Fund sells, in the TBA market, a security for current month settlement, while simultaneously committing to buy a substantially similar TBA security for next month or a further month settlement. The Adviser assesses the relative prices between delivery months as well as interest income on short-term investments to forecast the expected profit of this strategy, which creates investment leverage.

The Fund also holds cash and invests in cash-equivalents (money market funds, including affiliated money market ETFs) or high-quality short term fixed income securities as collateral for swaps. The Fund uses mortgage security linked swaps as a form of MBS investment and interest rate linked swaps to manage duration exposure and/or to hedge interest rate risk.

Principal Investment Risks: *As with all funds, there is the risk that you could lose money through your investment in the Fund. Many factors affect the Fund’s net asset value and price of shares and performance.*

The following describes the principal risks the Fund bears with respect to its investments. As with any fund, there is no guarantee that the Fund will achieve its goal.

Mortgage-Related Risks. MBS represent interests in “pools” of mortgages and often involve risks that are different from or possibly more acute than risks associated with other types of debt instruments. Generally, rising interest rates tend to extend the duration of fixed rate mortgage-related securities, making them more sensitive to changes in interest rates. As a result, in a period of rising interest rates, the Fund may exhibit additional volatility since individual mortgage holders are less likely to exercise prepayment options, thereby putting additional downward pressure on the value of these securities and potentially causing the Fund to lose money. This is known as extension risk. MBS can be highly sensitive to rising interest rates, such that even small movements can cause an investing Fund to lose value. When interest rates decline, borrowers may pay off their mortgages sooner than expected. This can reduce the returns of a Fund because the Fund may have to reinvest that money at the lower prevailing interest rates. This is known as prepayment risk.

TBA Securities Risk. In a TBA transaction, a seller agrees to deliver a security at a future date, but does not specify the particular security to be delivered. Instead, the seller agrees to accept any security that meets specified terms. TBA transactions involve the risk that the securities received may have less favorable characteristics than what was anticipated when the Fund entered into the transaction. TBA transactions are also subject to counterparty risk and will be exposed to changes in the value of the underlying investments during the term of the agreement.

U.S. Treasury and Agency Market Risk. The U.S. Treasury and agency market can be volatile, and the value of instruments correlated with these markets may fluctuate dramatically from day to day. U.S. Treasury and agency obligations may provide relatively lower returns than those of other securities. Similar to other debt instruments, U.S. Treasury and agency obligations are subject to debt instrument risk and interest rate risk. In addition, changes to the financial condition or credit rating of the U.S. Government may cause the value of U.S. Treasury and agency obligations to decline. U.S. Treasury obligations are backed by the “full faith and credit” of the U.S. government and are generally considered to have negligible credit risk. Securities issued or guaranteed by federal agencies or authorities and U.S. government-sponsored instrumentalities or enterprises may or may not be backed by the full faith and credit of the U.S. government.

Fixed Income Securities Risk. Fixed income risk factors include credit risk (the debtor may default) and prepayment risk (the debtor may pay its obligation early or later than expected, potentially reducing the amount of interest payments or extending time to principal repayment). These risks could affect the value of a particular investment possibly causing the Fund’s share price and total return to be reduced and fluctuate more than other types of investments. When a Fund invests in fixed income securities the value of your investment in a Fund will fluctuate with changes in interest rates. Typically, a rise in interest rates causes a decline in the value of fixed income securities. In general, the market price of debt securities with longer maturities will increase or decrease more in response to changes in interest rates than shorter-term securities. If the U.S. Federal Reserve’s Federal Open Market Committee (“FOMC”) raises the federal funds interest rate target, interest rates across the U.S. financial system may rise. However, the magnitude of rate changes across maturities and borrower sectors is uncertain. Rising rates may decrease liquidity and increase volatility, which may make portfolio management more difficult and costly to a Fund and its shareholders. Additionally, default risk increases if issuers must borrow at higher rates. Generally, these changing market conditions may cause a Fund’s share price to fluctuate or decline more than other types of equity investments.

Active Management Risk. The Fund is subject to the risk that its investment management strategy may not produce the intended results. There can be no assurance that the securities selected by the adviser will produce positive returns.

Concentration Risk. The Fund’s net asset value may fluctuate more than that of a fund that does not concentrate in MBS.

Cash or Cash Equivalents Risk. At any time, the Fund may have significant investments in cash or cash equivalents. When a substantial portion of a portfolio is held in cash or cash equivalents, there is the risk that the value of the cash account, including interest, will not keep pace with inflation, thus reducing purchasing power over time. Additionally, in rising markets, holding cash or cash equivalents may adversely affect the Fund’s performance and the Fund may not achieve its investment objective.

Affiliated Money Market ETF Conflict of Interest Risk. Because the Fund may invest in an affiliated ETF, the adviser is subject to conflicts of interest in allocating the Fund’s assets to the affiliated ETF. The adviser will receive more revenue to the extent it selects an affiliated ETF rather than an unaffiliated ETF for inclusion in the Fund’s portfolio.

Counterparty Risk. The Fund may engage in transactions in securities and financial instruments that involve counterparties. Counterparty risk is the risk that a counterparty (the other party to a transaction or an agreement or the party with whom the Fund executes transactions) to a transaction with the Fund may be unable or unwilling to make timely principal, interest or settlement payments, or otherwise honor its obligations. To limit the counterparty risk associated with such transactions, the Fund conducts business only with financial institutions judged by the Adviser to present acceptable credit risk.

Derivatives Risk. The Fund's use of derivative instruments involves risks different from, or possibly greater than, the risks associated with investing directly in securities and other traditional investments. These risks include (i) the risk that the counterparty to a derivative transaction may not fulfil its contractual obligations; (ii) risk of mispricing or improper valuation; and (iii) the risk that changes in the value of the derivative may not correlate perfectly with the underlying asset, rate or index. Derivative prices are highly volatile and may fluctuate substantially during a short period of time. Such prices are influenced by numerous factors that affect the markets, including, but not limited to: changing supply and demand relationships; government programs and policies; national and international political and economic events, changes in interest rates, inflation and deflation and changes in supply and demand relationships. Trading derivative instruments involves risks different from, or possibly greater than, the risks associated with investing directly in securities.

Dollar Roll Risk. Dollar rolls involve the risk that the Fund's counterparty will be unable to deliver the mortgage-backed securities underlying the dollar roll at the fixed time. If the buyer files for bankruptcy or becomes insolvent, the buyer or its representative may ask for and receive an extension of time to decide whether to enforce the Fund's repurchase obligation. In addition, the Fund earns interest by investing the transaction proceeds during the roll period. Dollar roll transactions have the effect of creating leverage in the Fund's portfolio.

Early Close/Trading Halt Risk. An exchange or market may close or issue trading halts on specific securities, or the ability to buy or sell certain securities or financial instruments may be restricted, which may prevent a Fund from buying or selling certain securities or financial instruments. In these circumstances, a Fund may be unable to rebalance its portfolio, may be unable to accurately price its investments and may incur substantial trading losses.

ETF Structure Risk: The Fund is structured as an ETF and will invest in underlying ETFs. As a result, the Fund is subject to special risks, including:

- *Not Individually Redeemable.* A Fund's Shares ("Shares") are not redeemable by retail investors and may be redeemed only by the Authorized Participant at net asset value ("NAV") and only in Creation Units. A retail investor generally incurs brokerage costs when selling shares.
- *Trading Issues.* Trading in Shares on the Exchange may be halted due to market conditions or for reasons that, in the view of the Exchange, make trading in Shares inadvisable, such as extraordinary market volatility. There can be no assurance that Shares will continue to meet the listing requirements of the Exchange, which may result in a Fund's shares being delisted. An active trading market for the Shares may not be developed or maintained. If the Shares are traded outside a collateralized settlement system, the number of financial institutions that can act as Authorized Participants that can post collateral on an agency basis is limited, which may limit the market for the Shares.
- *Market Price Variance Risk.* Individual Shares of a Fund that are listed for trading on the Exchange can be bought and sold in the secondary market at market prices. The market prices of Shares will fluctuate in response to changes in NAV and supply and demand for Shares. There may be times when the market price and the NAV vary significantly and you may pay more than NAV when buying Shares on the secondary market, and you may receive less than NAV when you sell those Shares. The market price of Shares, like the price of any exchange-traded security, includes a "bid-ask spread" charged by the exchange specialists, market makers or other participants that trade the particular security. In times of severe market disruption, the bid-ask spread often increases significantly. This means that Shares may trade at a discount to NAV and the discount is likely to be greatest when the price of Shares is falling fastest, which may be the time that you most want to sell your Shares. A Fund's investment results are measured based upon the daily NAV of a Fund over a period of time. Investors purchasing and selling Shares in the secondary market may not experience investment results consistent with those experienced by those Authorized Participants creating and redeeming directly with a Fund.

- In times of market stress, market makers may step away from their role market making in shares of ETFs and in executing trades, which can lead to differences between the market value of Shares and the Fund's NAV.
- The market price for the Shares may deviate from a Fund's NAV, particularly during times of market stress, with the result that investors may pay significantly more or significantly less for Shares than a Fund's NAV, which is reflected in the bid and ask price for Fund shares or in the closing price.
- In stressed market conditions, the market for the Shares may become less liquid in response to the deteriorating liquidity of a Fund's portfolio. This adverse effect on the liquidity of the Shares may, in turn, lead to differences between the market value of the Shares and a Fund's NAV.
- *Authorized Participant Risk.* Only an Authorized Participant may engage in creation or redemption transactions directly with a Fund. A Fund has a limited number of institutions that may act as an Authorized Participant on an agency basis (*i.e.*, on behalf of other market participants). To the extent that Authorized Participants exit the business or are unable to proceed with creation or redemption orders with respect to a Fund and no other Authorized Participant is able to step forward to create or redeem Creation Units, a Fund's shares may be more likely to trade at a premium or discount to NAV and possibly face trading halts or delisting. Authorized Participant concentration risk may be heightened for securities or instruments that have lower trading volumes.

Leverage Risk. Using derivatives can create leverage, which can amplify the effects of market volatility on the Fund's share price and make the Fund's returns more volatile. The use of leverage may cause the Fund to liquidate portfolio positions when it would not be advantageous to do so in order to satisfy its obligations. The use of leverage may also cause the Fund to have higher expenses than those of other funds that do not use such techniques. MBS futures, forwards, swaps, and options are subject to leverage risk because they require only a small margin deposit or purchase price relative to the notional amounts of MBS they represent.

Limited History of Operations. The Fund is a relatively new ETF and has limited history of operations for investors to evaluate.

Market and Geopolitical Risk. The increasing interconnectivity between global economies and financial markets increases the likelihood that events or conditions in one region or financial market may adversely impact issuers in a different country, region or financial market. Securities in a Fund's portfolio may underperform due to inflation (or expectations for inflation), interest rates, global demand for particular products or resources, climate change or climate related events, natural disasters, pandemics, epidemics, terrorism, international conflicts, regulatory events and governmental or quasi-governmental actions. The occurrence of global events similar to those in recent years may result in market volatility and may have long term effects on both the U.S. and global financial markets.

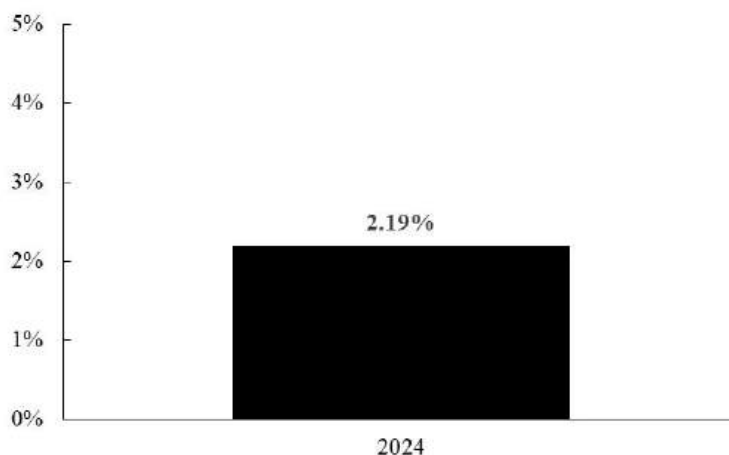
Options Risk. When the Fund purchases a call option, it receives, in return for the premium it pays, the right to buy from the writer of the option the underlying security at a specified price at any time before the option expires. The Fund purchases call options in anticipation of an increase in the market value of securities that it intends ultimately to buy. During the life of the call option, a Fund is able to buy the underlying security at the exercise price regardless of any increase in the market price of the underlying security. In order for a call option to result in a gain, the market price of the underlying security must exceed the sum of the exercise price, the premium paid, and transaction costs.

Over-the-Counter Market Risk. Securities and options traded in over-the-counter markets may trade less frequently and in limited volumes and thus exhibit more volatility and liquidity risk, and the prices paid by a Fund in over-the-counter transactions may include an undisclosed dealer markup. Each Fund is also exposed to default by the over-the-counter option writer who may be unwilling or unable to perform its contractual obligations to a Fund.

Swap Risk. Swaps are subject to tracking risk because they may not be perfect substitutes for the instruments they are intended to hedge or replace. Over the counter swaps are subject to counterparty default. Leverage inherent in derivatives will tend to magnify the Fund's losses.

Underlying Fund Risk. ETFs and ETPs in which the Fund invests are subject to investment advisory and other expenses, which will be indirectly paid by the Fund. As a result, the cost of investing in the Fund will be higher than the cost of investing directly in the ETFs and ETPs and may be higher than other funds that invest directly in stocks and bonds. Each of the ETFs and ETPs is subject to its own specific risks, but the adviser expects the principal investments risks of such ETFs will be similar to the risks of investing in the Fund.

Performance: The following performance information provides some indication of the risks of investing in the Fund. The bar chart shows the Fund's performance from year to year. The table shows how the Fund's average annual total returns compare with those of a broad-based securities market index and an additional index. The additional index tracks U.S. agency mortgage-backed securities and is included as a performance benchmark relevant to the Fund's MBS investment strategy. The Fund's past performance (before and after taxes) is not necessarily an indication of how the Fund will perform in the future. Updated performance information is available at no cost by visiting www.simplify.us/etfs or by calling 1 (855) 772-8488.



During the periods shown in the bar chart above, the Fund's highest quarterly return was 3.64% (quarter ended September 30, 2024) and the Fund's lowest quarterly return was -1.94% (quarter ended December 31, 2024). The calendar year-to-date total return of the Fund as of September 30, 2025 was 6.00%.

Average Annual Total Returns for the Periods Ended December 31, 2024

	1 Year	Since Inception (11/06/23)
Return Before Taxes	2.19%	5.15%
Return After Taxes on Distributions	-0.24%	2.79%
Return After Taxes on Distributions and Sale of Fund Shares	1.29%	2.94%
Bloomberg U.S. Aggregate Bond Index (reflects no deduction for fees, expenses or taxes)	6.08%	7.25%
Bloomberg U.S. Mortgage Backed Securities Index (reflects no deduction for fees, expenses or taxes)	6.52%	7.69%

After-tax returns are calculated using the historical highest individual federal marginal income tax rates during the period covered by the table above and do not reflect the impact of state and local taxes. Actual after-tax returns depend on an investor's tax situation and may differ from those shown. After-tax returns shown are not relevant to investors who hold shares through tax-advantaged arrangements, such as 401(k) plans or individual retirement accounts.

Investment Adviser: Simplify Asset Management Inc. (the "Adviser").

Portfolio Managers: David Berns, Chief Investment Officer of the Adviser; Harley Bassman, Convexity Maven & Managing Partner of the Adviser; and Ken Miller, Portfolio Manager of the Adviser serve as portfolio managers of the Fund. Dr. Berns, Mr. Bassman and Mr. Miller have each served the Fund as a portfolio manager since it commenced operations in November 2023 and are jointly and primarily responsible for the management of the Fund.

Purchase and Sale of Fund Shares: The Fund will issue and redeem Shares at NAV only in large blocks of 25,000 Shares (each block of Shares is called a "Creation Unit"). Creation Units are issued and redeemed primarily in-kind for securities but may include cash. Individual Shares may only be purchased and sold in secondary market transactions through brokers. Except when aggregated in Creation Units in transactions with Authorized Participants, the Shares are not redeemable securities of the Fund.

Shares of the Fund are listed for trading on the Exchange and trade at market prices rather than NAV. Shares of the Fund may trade at a price that is greater than, at, or less than NAV. An investor may incur costs attributable to the difference between the highest price a buyer is willing to pay to purchase shares of the Fund (bid) and the lowest price a seller is willing to accept for shares of the Fund (ask) when buying or selling shares in the secondary market. Recent information on the Fund's NAV, market price, premiums and discounts, and bid-ask spreads is available at www.simplify.us/etfs.

Tax Information: The Fund's distributions generally will be taxable as ordinary income or long-term capital gains. A sale of Shares may result in capital gain or loss.

Payments to Broker-Dealers and Other Financial Intermediaries: If you purchase the Fund through a broker-dealer or other financial intermediary (such as a bank), the Fund and its related companies may pay the intermediary for the sale of Fund shares and related services. These payments may create a conflict of interest by influencing the broker-dealer or other intermediary and your salesperson to recommend the Fund over another investment. Ask your salesperson or visit your financial intermediary's website for more information.

FUND SUMMARY – SIMPLIFY MULTI-QIS ALTERNATIVE ETF

Investment Objective: The Simplify Multi-QIS Alternative ETF (the “Fund” or “QIS”) seeks to provide positive absolute returns and income.

Fees and Expenses of the Fund: This table describes the fees and expenses that you may pay if you buy, hold, and sell shares of the Fund. **You may pay other fees, such as brokerage commissions and other fees to financial intermediaries on the purchase and sale of Fund shares, which are not reflected in the tables and examples below.**

Annual Fund Operating Expenses (expenses that you pay each year as a percentage of the value of your investment)	
Management Fees	1.00%
Distribution and Service (12b-1) Fees	0.00%
Other Expenses	0.00%
Acquired Fund Fees and Expenses ⁽¹⁾	0.21%
Total Annual Fund Operating Expenses	1.21%

(1) Acquired Fund Fees and Expenses are the indirect costs of investing in other investment companies. The operating expenses in this fee table do not correlate to the expense ratio in the Fund’s financial highlights because the financial statements include only the direct operating expenses incurred by the Fund.

Example: This Example is intended to help you compare the cost of investing in the Fund with the cost of investing in other funds.

The Example assumes that you invest \$10,000 in the Fund for the time periods indicated and then redeem all of your shares at the end of those periods. The Example also assumes that your investment has a 5% return each year and that the Fund’s operating expenses remain the same. Although your actual costs may be higher or lower, based upon these assumptions your costs would be:

1 Year	3 Years	5 Years	10 Years
\$123	\$384	\$665	\$1,466

Portfolio Turnover: The Fund pays transaction costs, such as commissions, when it buys and sells securities (or “turns over” its portfolio). A higher portfolio turnover rate may indicate higher transaction costs and may result in higher taxes when Fund shares are held in a taxable account. These costs, which are not reflected in annual fund operating expenses or in the Example, affect the Fund’s performance. During the most recent fiscal year, the Fund’s portfolio turnover rate was 29% of the average value of its portfolio.

Principal Investment Strategies:

The Fund is an actively managed exchange-traded fund (“ETF”) that seeks to achieve its investment objective by investing, primarily through total return swaps, in a diversified portfolio of third-party quantitative investment strategies across equities, interest rates, commodities, and currencies. The swaps provide returns to the Fund that are based on model portfolios generated by the quantitative investment strategies.

Quantitative investment strategies (or “QIS”) are third-party investment strategies that analyze historical quantitative data and use models to identify investments that based on historical results can provide attractive risk adjusted returns. The Adviser evaluates multiple strategies and selects the individual strategies based on multiple qualitative and quantitative considerations, including portfolio diversification, scalability, expected risk adjusted returns and correlation to one another. By using a multi-strategy approach, the Fund’s Adviser seeks to identify the optimal allocation among 10-20 strategies to achieve positive returns and mitigate asset-class and single-strategy risks. The Adviser evaluates strategies on an ongoing basis and makes adjustments to the strategy allocations when the Adviser believes an alternative strategy would provide better returns.

When the Fund enters into a total return swap, the Fund makes payments to the swap counterparty based on either a fixed or variable rate, and the swap counterparty makes payments to the Fund based on the return of the underlying strategy. Ordinary gains on swaps are generally considered income to the Fund, contribute to the income component of the Fund's investment objective and are considered absolute positive returns. Other investments that contribute to income include treasuries and income-generating collateral.

The Adviser reduces or eliminates the Fund's exposure to a strategy if it does not perform as expected or when it believes a different strategy presents a more attractive risk return opportunity. The third-party investment strategies selected by the Adviser are not specifically designed for the Fund but selected by the Adviser based on its evaluation of the strategies.

The Fund may also gain exposure to equity, fixed income, commodity, currency, and volatility markets by investing in other ETFs or individual securities. The equity and fixed income strategies include primarily U.S. companies but may include companies from both emerging and developed foreign markets and may include companies of any market capitalization. The fixed income strategies may include high yield ("junk bond") strategies, and strategies of any duration or maturity. The commodity strategies may include all types of commodities and commodity indexes. Currency strategies are those that attempt to profit from the changes in the relative value of various currencies. Volatility strategies are those that attempt to profit from the changes in the historical or implied return volatility of futures or securities indexes. Volatility is when a security experiences periods of unpredictable, and sometimes sharp, price movements.

The Fund also holds cash and invests in cash-like instruments (including affiliated money market ETFs) or high-quality short term fixed income securities as collateral for the swaps.

The Fund gains exposure to certain commodity strategies by investing up to 25% of its net assets in a wholly-owned subsidiary of the Fund organized under the laws of the Cayman Islands (the "Subsidiary"). The Fund's investment in the Subsidiary is intended to provide the Fund with exposure to commodity-linked investments in accordance with applicable tax rules and regulations.

Principal Investment Risks: *As with all funds, there is the risk that you could lose money through your investment in the Fund. Many factors affect the Fund's net asset value and price of shares and performance.*

The following describes the principal risks the Fund bears with respect to its investments. As with any fund, there is no guarantee that the Fund will achieve its goal.

Derivatives Risk. Trading derivative instruments involves risks different from, or possibly greater than, the risks associated with investing directly in securities. Leverage inherent in derivatives will tend to magnify the Fund's losses if the derivative strategy is ineffective.

- *Total Return Swap Risk.* Leverage inherent in derivatives such as total return swaps will tend to magnify the Fund's losses if the hedge is ineffective or if the reference asset rises in price.
- *Counterparty Risk.* The Fund invests in total return swaps and other derivative instruments with counterparties that are privately negotiated in the over-the-counter market. These contracts involve exposure to credit risk because contract performance depends, in part, on the financial condition of the counterparty. If the creditworthiness of the counterparty declines, the Fund may not receive payments owed under the contract, or such payments may be delayed and the value of agreements with the counterparty can be expected to decline, potentially resulting in losses to the Fund.

Leverage Risk. The use of leverage by the Fund will cause the Fund to incur additional expenses and magnify the Fund's gains or losses.

Active Management Risk. The Fund is subject to the risk that the investment management strategy may not produce the intended results and may negatively impact Fund performance.

Cash or Cash Equivalents Risk. At any time, the Fund may have significant investments in cash or cash equivalents. When a substantial portion of a portfolio is held in cash or cash equivalents, there is the risk that the value of the cash account, including interest, will not keep pace with inflation, thus reducing purchasing power over time. Additionally, in rising markets, holding cash or cash equivalents may adversely affect the Fund's performance and the Fund may not achieve its investment objective.

Commodity Risk. Investments linked to commodity derivatives can be highly volatile compared to investments in traditional securities, and funds holding instruments linked to commodity derivatives may experience large losses. The value of instruments linked to commodity derivatives may be affected by market movements, commodity benchmarks, volatility, changes in interest rates, or factors affecting a particular industry, or commodity.

Early Close/Trading Halt Risk. An exchange or market may close or issue trading halts on specific securities, or the ability to buy or sell certain securities or financial instruments may be restricted, which may prevent the Fund from buying or selling certain securities or financial instruments. In these circumstances, the Fund may be unable to rebalance its portfolio, may be unable to accurately price its investments and may incur substantial trading losses.

Emerging Markets Risk. Investing in emerging markets involves not only the risks described below with respect to investing in foreign securities, but also other risks, including exposure to economic structures that are generally less diverse and mature, limited availability and reliability of information material to an investment decision, and exposure to political systems that can be expected to have less stability than those of developed countries.

ETF Structure Risks. The Fund is structured as an ETF and will invest in underlying ETFs. As a result, the Fund is subject to special risks, including:

- **Not Individually Redeemable.** The Fund's shares ("Shares") are not redeemable by retail investors and may be redeemed only by Authorized Participants at net asset value ("NAV") and only in Creation Units. A retail investor generally incurs brokerage costs when selling shares.
- **Trading Issues.** Trading in Shares on NYSE Arca, Inc. (the "Exchange") may be halted due to market conditions or for reasons that, in the view of the Exchange, make trading in Shares inadvisable, such as extraordinary market volatility. There can be no assurance that Shares will continue to meet the listing requirements of the Exchange which may result in the Shares being delisted. An active trading market for the Shares may not be developed or maintained. If the Shares are traded outside a collateralized settlement system, the number of financial institutions that can act as Authorized Participants that can post collateral on an agency basis is limited, which may limit the market for the Shares.
- **Market Price Variance Risk.** The market prices of Shares will fluctuate in response to changes in NAV and supply and demand for Shares and will include a "bid-ask spread" charged by the exchange specialists, market makers or other participants that trade the Shares. There may be times when the market price and the NAV vary significantly. This means that Shares may trade at a discount to NAV.
 - In times of market stress, market makers may step away from their role market making in the Shares and in executing trades, which can lead to differences between the market value of the Shares and the Fund's NAV.
 - The market price of the Shares may deviate from the Fund's NAV, particularly during times of market stress, with the result that investors may pay significantly more or significantly less for the Shares than the Fund's NAV, which is reflected in the bid and ask price for the Shares or in the closing price.

- In stressed market conditions, the market for the Shares may become less liquid in response to the deteriorating liquidity of the Fund's portfolio. This adverse effect on the liquidity of the Shares may, in turn, lead to differences between the market value of the Shares and the Fund's NAV.
- Authorized Participant Risk. Only an Authorized Participant may engage in creation or redemption transactions directly with the Fund. The Fund has a limited number of institutions that may act as an Authorized Participant on an agency basis (i.e., on behalf of other market participants). To the extent that Authorized Participants exit the business or are unable to proceed with creation or redemption orders with respect to the Fund and no other Authorized Participant is able to step forward to create or redeem Creation Units, Fund shares may be more likely to trade at a premium or discount to net asset value and possibly face trading halts or delisting. Authorized Participant concentration risk may be heightened for securities or instruments that have lower trading volumes.

Equity Securities Risk. Equity securities are susceptible to general stock market fluctuations and to volatile increases and decreases in value. The equity securities held by the Fund may experience sudden, unpredictable drops in value or long periods of decline in value.

Fixed Income Securities Risk. When the Fund invests in fixed income securities, the value of your investment in the Fund will fluctuate with changes in interest rates. Typically, a rise in interest rates causes a decline in the value of fixed income securities owned by the Fund. In general, the market price of fixed income securities with longer maturities will increase or decrease more in response to changes in interest rates than shorter-term securities. Other risk factors include credit risk (the debtor may default), extension risk (an issuer may exercise its right to repay principal on a fixed rate obligation held by the Fund later than expected), and prepayment risk (the debtor may pay its obligation early, reducing the amount of interest payments).

Foreign Currency Risk. The Fund holds investments that provide exposure to non-U.S. currencies, currency exchange rates or interest rates denominated in such currencies. Changes in currency exchange rates and the relative value of non-U.S. currencies will affect the value of the Fund's investment and the value of Fund shares. Currency exchange rates can be very volatile and can change quickly and unpredictably. As a result, the value of an investment in the Fund may change quickly and without warning and your investment in the Fund may experience losses.

Foreign Exchange Risk. Because options held by the Fund may trade on foreign exchanges that are closed when the Fund's primary listing exchange is open, there are likely to be deviations between the current price of a security and the security's last quoted price from the closed foreign market. This may result in premiums and discounts that are greater than those experienced by domestic ETFs.

Foreign Investment Risk. The Fund may invest in securities domiciled in countries outside the U.S. that may experience more rapid and extreme changes in value than a fund that invests exclusively in securities of U.S. companies.

Futures Risk. The Fund's use of futures involves risks different from, or possibly greater than, the risks associated with investing directly in securities and other traditional investments. These risks include (i) leverage risk (ii) risk of mispricing or improper valuation; and (iii) the risk that changes in the value of the futures contract may not correlate perfectly with the underlying index. Investments in futures involve leverage, which means a small percentage of assets invested in futures can have a disproportionately large impact on the Fund. This risk could cause the Fund to lose more than the principal amount invested. Futures contracts may become mispriced or improperly valued when compared to the adviser's expectation and may not produce the desired investment results. Additionally, changes in the value of futures contracts may not track or correlate perfectly with the underlying index because of temporary, or even long-term, supply and demand imbalances and because futures do not pay dividends unlike the stocks upon which they are based."

Junk Bond Risk. Lower-quality bonds, known as “high yield” or “junk” bonds, present greater risk than bonds of higher quality, including an increased risk of default. An economic downturn or period of rising interest rates could adversely affect the market for these bonds and reduce the Fund’s ability to sell its bonds. Longer maturity and longer duration bond prices will decline more in response to rising interest rates. The lack of a liquid market for these bonds could decrease the Fund’s share price.

Market and Geopolitical Risk. The increasing interconnectivity between global economies and financial markets increases the likelihood that events or conditions in one region or financial market may adversely impact issuers in a different country, region or financial market. Securities in the Fund’s portfolios may underperform due to inflation (or expectations for inflation), interest rates, global demand for particular products or resources, climate change or climate related events, natural disasters, pandemics, epidemics, terrorism, international conflicts, regulatory events and governmental or quasi-governmental actions. The occurrence of global events similar to those in recent years may result in market volatility and may have long term effects on both the U.S. and global financial markets.

Over-the-Counter Market Risk. Securities and options traded in over-the-counter markets may trade less frequently and in limited volumes and thus exhibit more volatility and liquidity risk, and the prices paid by the Fund in over-the-counter transactions may include an undisclosed dealer markup. The Fund is also exposed to default by the over-the-counter option writer who may be unwilling or unable to perform its contractual obligations to the Fund.

Small and Medium Capitalization Risk. The earnings and prospects of small and medium sized companies are more volatile than larger companies and may experience higher failure rates than larger companies. Small and medium sized companies normally have a lower trading volume than larger companies, which may tend to make their market price fall more disproportionately than larger companies in response to selling pressures and may have limited markets, product lines, or financial resources and lack management experience.

Subsidiary Investment Risk. Changes in the laws of the United States and/or the Cayman Islands, under which the Fund and the Subsidiary are organized, respectively, could result in the inability of the Fund to operate as intended and could negatively affect the Fund and its shareholders. The Subsidiary is not registered under the 1940 Act and is not subject to all the investor protections of the 1940 Act. Thus, the Fund, as an investor in the Subsidiary, will not have all the protections offered to investors in registered investment companies.

Underlying Fund Risk. ETFs in which the Fund invests are subject to investment advisory and other expenses, which will be indirectly paid by the Fund. As a result, the cost of investing in the Fund will be higher than the cost of investing directly in the ETFs and may be higher than other funds that invest directly in stocks and bonds. Each of the ETFs is subject to its own specific risks, but the adviser expects the principal investments risks of such ETFs will be similar to the risks of investing in the Fund.

Affiliated Money Market ETF Conflict of Interest Risk. Because the Fund may invest in an affiliated ETF, the Adviser is subject to conflicts of interest in allocating the Fund’s assets to the affiliated ETF. The Adviser will receive more revenue to the extent it selects an affiliated ETF rather than an unaffiliated ETF for inclusion in the Fund’s portfolio.

U.S. Treasuries Risk. U.S. Treasury obligations are backed by the “full faith and credit” of the U.S. government and generally have negligible credit risk. Securities issued or guaranteed by federal agencies or authorities and U.S. government-sponsored instrumentalities or enterprises may or may not be backed by the full faith and credit of the U.S. government.

U.S. Treasury Market Risk. The U.S. Treasury market can be volatile, and the value of instruments correlated with these markets may fluctuate dramatically from day to day. U.S. Treasury obligations may provide relatively lower returns than those of other securities. Similar to other debt instruments, U.S. Treasury obligations are subject to debt instrument risk and interest rate risk. In addition, changes to the financial condition or credit rating of the U.S. Government may cause the value of U.S. Treasury obligations to decline.

Volatility Risk. Significant short-term price movements could adversely impact the performance of the Fund. The Fund's performance may be volatile, which means that the Fund's performance may be subject to substantial short-term changes up or down.

Performance: The following performance information provides some indication of the risks of investing in the Fund. The bar chart shows the Fund's performance from year to year. The table shows how the Fund's average annual total returns compare with those of a broad-based securities market index and an additional index. The additional index represents short-term Treasury bills and is included as a performance benchmark reflecting the cash-equivalent baseline that aligns with the Fund's quantitative investment strategy. The Fund's past performance (before and after taxes) is not necessarily an indication of how the Fund will perform in the future. Updated performance information is available at no cost by visiting www.simplify.us/etfs or by calling 1 (855) 772-8488.



During the periods shown in the bar chart above, the Fund's highest quarterly return was 2.04% (quarter ended March 31, 2024) and the Fund's lowest quarterly return was -2.25% (quarter ended September 30, 2024). The calendar year-to-date total return of the Fund as of September 30, 2025 was -19.70%.

Average Annual Total Returns for the Periods Ended December 31, 2024

	1 Year	Since Inception (7/10/23)
Return Before Taxes	-0.19%	1.47%
Return After Taxes on Distributions	-0.61%	0.28%
Return After Taxes on Distributions and Sale of Fund Shares	-0.11%	0.63%
Bloomberg U.S. Aggregate Bond Index (reflects no deduction for fees, expenses or taxes)	6.08%	4.90%
ICE BofA 3 Month US Treasury Bill Index (reflects no deduction for fees, expenses or taxes)	4.68%	5.05%

After-tax returns are calculated using the historical highest individual federal marginal income tax rates during the period covered by the table above and do not reflect the impact of state and local taxes. Actual after-tax returns depend on an investor's tax situation and may differ from those shown. After-tax returns shown are not relevant to investors who hold shares through tax-advantaged arrangements, such as 401(k) plans or individual retirement accounts.

Investment Adviser: Simplify Asset Management Inc. (the "Adviser").

Portfolio Managers: David Berns, Chief Investment Officer of the Adviser; David Jackson, Vice President of Portfolio Management of the Adviser; Siddharth Sethi, Portfolio Manager of the Adviser and Paisley Nardini, Asset Allocation Strategist of the Adviser serve as portfolio managers of the Fund. Dr. Berns, and Mr. Jackson have each served the Fund as a portfolio manager since it commenced operations in July 2023. Ms. Nardini has served the Fund as a portfolio manager since November 2024. Mr. Sethi has served the Fund as a portfolio manager since October 2025. Dr. Berns, Mr. Jackson, Mr. Sethi, and Ms. Nardini are jointly and primarily responsible for the management of the Fund.

Purchase and Sale of Fund Shares: The Fund will issue and redeem Shares at NAV only in large blocks of 25,000 Shares (each block of Shares is called a "Creation Unit"). Creation Units are issued and redeemed primarily in-kind for securities but may include cash. Individual Shares may only be purchased and sold in secondary market transactions through brokers. Except when aggregated in Creation Units in transactions with Authorized Participants, the Shares are not redeemable securities of the Fund.

Shares of the Fund are listed for trading on the Exchange and trade at market prices rather than NAV. Shares of the Fund may trade at a price that is greater than, at, or less than NAV. An investor may incur costs attributable to the difference between the highest price a buyer is willing to pay to purchase shares of the Fund (bid) and the lowest price a seller is willing to accept for shares of the Fund (ask) when buying or selling shares in the secondary market. Recent information on the Fund's NAV, market price, premiums and discounts, and bid-ask spreads is available at www.simplify.us/etfs.

Tax Information: The Fund's distributions generally will be taxable as ordinary income or long-term capital gains. A sale of Shares may result in capital gain or loss.

Payments to Broker-Dealers and Other Financial Intermediaries: If you purchase the Fund through a broker-dealer or other financial intermediary (such as a bank), the Fund and its related companies may pay the intermediary for the sale of Fund shares and related services. These payments may create a conflict of interest by influencing the broker-dealer or other intermediary and your salesperson to recommend the Fund over another investment. Ask your salesperson or visit your financial intermediary's website for more information.

FUND SUMMARY – SIMPLIFY NEXT INTANGIBLE CORE INDEX ETF

Investment Objective: The Simplify Next Intangible Core Index ETF (the “Fund” or “NXTI”) seeks to provide investment results that track, before fees and expenses, the performance of the Next Intangible Core Index (the “Core Index”).

Fees and Expenses of the Fund: This table describes the fees and expenses that you may pay if you buy, hold, and sell shares of the Fund. **You may pay other fees, such as brokerage commissions and other fees to financial intermediaries on the purchase and sale of Fund shares, which are not reflected in the tables and examples below.**

Annual Fund Operating Expenses (expenses that you pay each year as a percentage of the value of your investment)	
Management Fees	0.25%
Distribution and Service (12b-1) Fees	0.00%
Other Expenses	0.00%
Total Annual Fund Operating Expenses	0.25%

Example: This Example is intended to help you compare the cost of investing in the Fund with the cost of investing in other funds.

The Example assumes that you invest \$10,000 in the Fund for the time periods indicated and then redeem all of your shares at the end of those periods. The Example also assumes that your investment has a 5% return each year and that the Fund’s operating expenses remain the same. Although your actual costs may be higher or lower, based upon these assumptions your costs would be:

1 Year	3 Years	5 Years	10 Years
\$26	\$80	\$141	\$318

Portfolio Turnover: The Fund pays transaction costs, such as commissions, when it buys and sells securities (or “turns over” its portfolio). A higher portfolio turnover rate may indicate higher transaction costs and may result in higher taxes when Fund shares are held in a taxable account. These costs, which are not reflected in annual fund operating expenses or in the Example, affect the Fund’s performance. During the most recent fiscal year, the Fund’s portfolio turnover rate was 34% of the average value of its portfolio.

Principal Investment Strategies:

The Fund seeks to achieve its investment objective by investing, under normal circumstances, at least 80% of its net assets (plus any borrowings for investment purposes) in securities included in the Core Index. The Fund’s 80% policy is non-fundamental. The Core Index is designed to measure the performance of U.S. stocks of companies that exhibit relatively high intangible capital-to-book assets ratios within their respective sector. The Core Index methodology defines intangible capital as productive assets that lack a physical presence and are generally created through investments in brand capital, knowledge capital, and organization capital.

The Core Index is owned by Eisfeldt Consulting, LLC (“EC”), which has engaged Solactive, AG (“Solactive”) to act as Calculation Agent for the Core Index. Both Solactive and EC are organizations independent of the Fund and Simplify Asset Management, Inc., the Fund’s Adviser.

The Core Index is a rules-based index that is created by applying successive screens to an initial universe of stocks. The initial universe is composed of the 2000 largest stocks by market capitalization in the Solactive United States 3000 Index (the “Initial Universe”). The Solactive United States 3000 Index is designed to track the performance of the largest 3000 companies from the United States stock market, as measured by market capitalization.

EC calculates a ratio of intangible capital-to-book assets for the stocks in the Initial Universe using its proprietary model that is designed to measure intangible capital. Intangible capital is the sum of a company’s brand, knowledge, and organization capital, whereas book assets are directly observable from a company’s financial statements. The EC model utilizes factors such as a company’s income statement expenditures, balance sheet data on goodwill and identifiable intangible assets such as patents or copyrights, to measure intangible capital.

The 200 stocks with the highest intangible capital-to-book assets ratio are selected (the “Intangible Core Universe”). The constituents of the Intangible Core Universe are initially weighted based on relative market capitalization within the Intangible Core Universe. The Intangible Core Universe is re-weighted to conform with the following additional restrictions:

- maximum individual stock weight of 5%
- weightings that would have been above 5% are re-allocated across the remaining stocks within each sector. If such re-allocation causes the weighting on any remaining stock to pass the 5% threshold, weights are re-allocated following the same procedure in accordance with the index rule-based methodology; and
- at least five stocks from each of the 13 sectors are included (unless there are fewer than five stocks with positive weightings, in which case the sector representation will be less than five).

The 13 sectors are: (1) food and consumables; (2) energy and hard commodities; (3) consumer goods; (4) healthcare and drugs; (5) construction; (6) manufacturing inputs; (7) technology and communications; (8) cars and transport; (9) utilities; (10) retail; (11) finance; (12) travel and entertainment; and (13) all other companies. EC developed the list of 13 sectors using a combination of SIC and NAICS codes along with data from publicly available 10-K filings.

The Initial Universe and the Core Index are reconstituted quarterly. Solactive calculates and publishes the Core Index constituents and returns of the Core Index daily, accounting for corporate events such as mergers and stock splits.

The Adviser uses a replication strategy to track the Core Index, rather than a sampling approach, meaning the Fund will generally invest in all of the component securities of the Core Index in the same approximate proportions as in the Core Index. To the extent the Core Index concentrates (i.e., holds more than 25% of its total assets) in the securities of a particular industry or group of related industries, the Fund will concentrate its investments to approximately the same extent as the Core Index. The Adviser may invest in affiliated money market ETFs to manage liquidity.

Principal Investment Risks: *As with all funds, there is the risk that you could lose money through your investment in the Fund. Many factors affect the Fund’s net asset value and price of shares and performance.*

The following describes the principal risks the Fund bears with respect to its investments. As with any fund, there is no guarantee that the Fund will achieve its goal.

Passive Investment Risk. The Fund is not actively managed, and the adviser will not sell a holding due to current or projected underperformance of a holding, industry or sector unless that holding is removed from the Core Index or selling the holding is otherwise required upon rebalancing of the Core Index as addressed in the Core Index methodology.

Index Provider Risk. The Fund seeks to achieve returns that generally correspond, before fees and expenses, to the performance of the Core Index, as published by Solactive. There is no assurance that the Core Index will be compiled, determined, composed or calculated accurately. While Solactive gives descriptions of what the Core Index is designed to achieve, neither Solactive nor EC provides any warranty or accepts any liability in relation to the quality, accuracy or completeness of data in the Core Index, and neither Solactive nor EC guarantees that the Core Index will be in line with its methodology. Additionally, Solactive is the calculation agent of the Core Index. The financial instrument that is referencing the Core Index is not sponsored, endorsed, promoted, sold or supported by Solactive in any way and Solactive makes no express or implied representation, guarantee or assurance with regard to: (a) the advisability in investing in the financial instruments; (b) the quality, accuracy and/or completeness of the Core Index; and/or (c) the results obtained or to be obtained by any person or entity from the use of the Core Index. Solactive does not guarantee the accuracy and/or the completeness of the Core Index and shall not have any liability for any errors or omissions with respect thereto.

Equity Securities Risk. Equity securities are susceptible to general stock market fluctuations and to volatile increases and decreases in value. The equity securities held by the Fund may experience sudden, unpredictable drops in value or long periods of decline in value.

Concentration Risk. The Fund may focus its investments in securities of a particular industry or group of industries to the extent that the Core Index focuses its investments in securities of a particular industry or group of industries. Economic, legislative or regulatory developments may occur that significantly affect the industry or group of industries. This may cause the Fund's share price to fluctuate more than that of a fund that does not focus in a particular industry or group of industries.

Tracking Error Risk: Tracking error is the divergence of the Fund's performance from that of the Core Index. Tracking error may occur because of imperfect correlation between the Fund's holdings of portfolio securities and those in the Core Index, pricing differences, the Fund's holding of cash, difference in timing of the accrual of dividends, changes to the Core Index or the need to meet various regulatory requirements. This risk may be heightened during times of increased market volatility or other unusual market conditions. Tracking error also may result because the Fund incurs fees and expenses while the Core Index does not.

Allocation Risk. If the Fund's strategy for allocating assets among stock of U.S. companies does not work as intended, the Fund may not achieve its objective or may underperform other funds with the same or similar investment strategy.

Early Close/Trading Halt Risk. An exchange or market may close or issue trading halts on specific securities, or the ability to buy or sell certain securities or financial instruments may be restricted, which may prevent the Fund from buying or selling certain securities or financial instruments. In these circumstances, the Fund may be unable to rebalance its portfolio, may be unable to accurately price its investments and may incur substantial trading losses.

ETF Structure Risk: The Fund is structured as an ETF and invests in underlying ETFs. As a result, the Fund is subject to special risks, including:

- *Not Individually Redeemable.* The Fund's Shares ("Shares") are not redeemable by retail investors and may be redeemed only by the Authorized Participant at net asset value ("NAV") and only in Creation Units. A retail investor generally incurs brokerage costs when selling shares.
- *Trading Issues.* Trading in Shares on the Exchange may be halted due to market conditions or for reasons that, in the view of the Exchange, make trading in Shares inadvisable, such as extraordinary market volatility. There can be no assurance that Shares will continue to meet the listing requirements of the Exchange, which may result in the Fund's shares being delisted. An active trading market for the Shares may not be developed or maintained. If the Shares are traded outside a collateralized settlement system, the number of financial institutions that can act as Authorized Participants that can post collateral on an agency basis is limited, which may limit the market for the Shares.
- *Market Price Variance Risk.* Individual Shares of the Fund that are listed for trading on the Exchange can be bought and sold in the secondary market at market prices. The market prices of Shares will fluctuate in response to changes in NAV and supply and demand for Shares. There may be times when the market price and the NAV vary significantly and you may pay more than NAV when buying Shares on the secondary market, and you may receive less than NAV when you sell those Shares. The market price of Shares, like the price of any exchange-traded security, includes a "bid-ask spread" charged by the exchange specialists, market makers or other participants that trade the particular security. In times of severe market disruption, the bid-ask spread often increases significantly. This means that Shares may trade at a discount to NAV and the discount is likely to be greatest when the price of Shares is falling fastest, which may be the time that you most want to sell your Shares. The Fund's investment results are measured based upon the daily NAV of the Fund over a period of time. Investors purchasing and selling Shares in the secondary market may not experience investment results consistent with those experienced by those Authorized Participants creating and redeeming directly with the Fund.
 - In times of market stress, market makers may step away from their role market making in shares of ETFs and in executing trades, which can lead to differences between the market value of Shares and the Fund's NAV.
 - The market price for the Shares may deviate from the Fund's NAV, particularly during times of market stress, with the result that investors may pay significantly more or significantly less for Shares than the Fund's NAV, which is reflected in the bid and ask price for Fund shares or in the closing price.
 - In stressed market conditions, the market for the Shares may become less liquid in response to the deteriorating liquidity of the Fund's portfolio. This adverse effect on the liquidity of the Shares may, in turn, lead to differences between the market value of the Shares and the Fund's NAV.
- *Authorized Participant Risk.* Only an Authorized Participant may engage in creation or redemption transactions directly with the Fund. The Fund has a limited number of institutions that may act as an Authorized Participant on an agency basis (*i.e.*, on behalf of other market participants). To the extent that Authorized Participants exit the business or are unable to proceed with creation or redemption orders with respect to the Fund and no other Authorized Participant is able to step forward to create or redeem Creation Units, the Fund's shares may be more likely to trade at a premium or discount to NAV and possibly face trading halts or delisting. Authorized Participant concentration risk may be heightened for securities or instruments that have lower trading volumes.

Large Capitalization Risk. The Fund defines large-capitalization companies as those with market capitalizations above \$10 billion at the time of purchase. Large-capitalization companies may be less able than smaller capitalization companies to adapt to changing market conditions. Large-capitalization companies may be more mature and subject to more limited growth potential compared with smaller capitalization companies. During different market cycles, the performance of large capitalization companies has trailed the overall performance of the broader securities markets.

Small and Medium Capitalization Risk. The Fund defines small-capitalization companies as those with market capitalizations between \$300 million and \$2 billion at the time of purchase, and medium-capitalization companies as those with market capitalizations between \$2 and \$10 billion at the time of purchase. The earnings and prospects of small and medium sized companies are more volatile than larger companies and may experience higher failure rates than larger companies. Small and medium sized companies normally have a lower trading volume than larger companies, which may tend to make their market price fall more disproportionately than larger companies in response to selling pressures and may have limited markets, product lines, or financial resources and lack management experience.

Limited History of Operations. The Fund is a new ETF and has a limited history of operations for investors to evaluate.

Market and Geopolitical Risk. The increasing interconnectivity between global economies and financial markets increases the likelihood that events or conditions in one region or financial market may adversely impact issuers in a different country, region or financial market. Securities in the Fund's portfolio may underperform due to inflation (or expectations for inflation), interest rates, global demand for particular products or resources, natural disasters, climate change and climate-related events, pandemics, epidemics, terrorism, international conflicts, regulatory events and governmental or quasi-governmental actions. The occurrence of global events similar to those in recent years may result in market volatility and may have long term effects on both the U.S. and global financial markets.

Value Risk. A company may be undervalued due to market or economic conditions, temporary earnings declines, unfavorable developments the company and other factors. Securities purchased by the Fund that do not realize their full economic value may reduce the Fund's return.

Affiliated Money Market ETF Conflict of Interest Risk. Because the Fund may invest in an affiliated ETF, the Adviser is subject to conflicts of interest in allocating the Fund's assets to the affiliated ETF. The Adviser will receive more revenue to the extent it selects an affiliated ETF rather than an unaffiliated ETF for inclusion in the Fund's portfolio.

Performance: Performance information will be available in the prospectus after the Fund has been in operation for one full calendar year. Past performance is not necessarily an indication of how the Fund will perform in the future. Updated performance information is available at no cost by visiting www.simplify.us/etfs or by calling 1 (855) 772-8488.

Investment Adviser: Simplify Asset Management Inc. (the "Adviser").

Portfolio Managers: David Berns, Chief Investment Officer of the Adviser; and Jeff Schwarte, Chief Equity Strategist of the Adviser serve as portfolio managers of the Fund. Dr. Berns has served the Fund as a portfolio manager since it commenced operations in April 2024 and Mr. Schwarte has served the Fund as a portfolio manager since November 2024. Dr. Berns and Mr. Schwarte are jointly and primarily responsible for the management of the Fund.

Purchase and Sale of Fund Shares: The Fund will issue and redeem Shares at NAV only in large blocks of 25,000 Shares (each block of Shares is called a "Creation Unit"). Creation Units are issued and redeemed primarily in-kind for securities but may include cash. Individual Shares may only be purchased and sold in secondary market transactions through brokers. Except when aggregated in Creation Units in transactions with Authorized Participants, the Shares are not redeemable securities of the Fund.

Shares of the Fund are listed for trading on the Exchange and trade at market prices rather than NAV. Shares of the Fund may trade at a price that is greater than, at, or less than NAV. An investor may incur costs attributable to the difference between the highest price a buyer is willing to pay to purchase shares of the Fund (bid) and the lowest price a seller is willing to accept for shares of the Fund (ask) when buying or selling shares in the secondary market. Recent information on the Fund's NAV, market price, premiums and discounts, and bid-ask spreads is available at www.simplify.us/etfs.

Tax Information: The Fund's distributions generally will be taxable as ordinary income or long-term capital gains. A sale of Shares may result in capital gain or loss.

Payments to Broker-Dealers and Other Financial Intermediaries: If you purchase the Fund through a broker-dealer or other financial intermediary (such as a bank), the Fund and its related companies may pay the intermediary for the sale of Fund shares and related services. These payments may create a conflict of interest by influencing the broker-dealer or other intermediary and your salesperson to recommend the Fund over another investment. Ask your salesperson or visit your financial intermediary's website for more information.

FUND SUMMARY – SIMPLIFY SHORT TERM TREASURY FUTURES STRATEGY ETF

Investment Objective: The Simplify Short Term Treasury Futures Strategy ETF (the “Fund” or “TUA”) seeks to provide total return, before fees and expenses, that matches or outperforms the performance of the ICE US Treasury 7-10 Year Bond Index on a calendar quarter basis. The Fund does not seek to achieve its stated investment objective over a period of time different than a full calendar quarter.

Fees and Expenses of the Fund: This table describes the fees and expenses that you may pay if you buy, sell, and hold shares of the Fund. **You may pay other fees, such as brokerage commissions and other fees to financial intermediaries on the purchase and sale of Fund shares, which are not reflected in the tables and examples below.**

Annual Fund Operating Expenses (expenses that you pay each year as a percentage of the value of your investment)	
Management Fees	0.25%
Distribution and Service (12b-1) Fees	0.00%
Other Expenses	0.00%
Total Annual Operating Expenses	0.25%

Example: This Example is intended to help you compare the cost of investing in the Fund with the cost of investing in other funds.

The Example assumes that you invest \$10,000 in the Fund for the time periods indicated and then redeem all of your shares at the end of those periods. The Example also assumes that your investment has a 5% return each year and that the Fund’s operating expenses remain the same. The Example further assumes that the Fund’s fee waiver agreement will only be in place for the term specified above. Although your actual costs may be higher or lower, based upon these assumptions your costs would be:

1 Year	3 Years	5 Years	10 Years
\$15	\$70	\$131	\$308

Portfolio Turnover: The Fund pays transaction costs, such as commissions, when it buys and sells securities (or “turns over” its portfolio). A higher portfolio turnover rate may indicate higher transaction costs and may result in higher taxes when Fund shares are held in a taxable account. These costs, which are not reflected in annual fund operating expenses or in the Example, affect the Fund’s performance. During the most recent fiscal year, the Fund’s portfolio turnover rate was 0% of the aggregate value of the portfolio.

Principal Investment Strategies: The Fund is an actively managed exchange-traded fund (“ETF”) that seeks to provide total return, before fees and expenses, that matches or outperforms the performance of the ICE US Treasury 7-10 Year Bond Index (the “Index”) for a calendar quarter, not for any other period. While the Fund is not an index fund, it may invest in some of the constituents of the Index. Under normal circumstances, the Fund invests primarily in futures contracts, call options, and put options on U.S. Treasury futures, U.S. Government securities, such as bills, notes and bonds issued by the U.S. Treasury or

fixed income ETFs that invest in U.S. Treasuries. The Fund will hold cash and cash-like instruments or high-quality short term fixed income securities (collectively, "Collateral"). The Collateral may consist of (1) U.S. Government securities, such as bills, notes and bonds issued by the U.S. Treasury with a duration of less than two years; (2) money market funds (including affiliated money market ETFs); (3) fixed income ETFs; and/or (4) corporate debt securities, such as commercial paper and other short-term unsecured promissory notes issued by companies that are rated investment grade or of comparable quality. The Adviser considers an unrated security to be of comparable quality to a security rated investment grade if it believes it has a similar low risk of default.

The Adviser will engage in quarterly rebalancing to position the Fund's portfolio to align exposure to the Index consistent with the Fund's quarterly investment objective. The impact of changes to the composition and value of the Index each quarter will affect the magnitude of the Fund's portfolio rebalancing.

The Index is a non-investable index that is part of a series of indices intended to assess U.S. Treasury issued debt. The Index is market value weighted and is designed to measure the performance of U.S. dollar-denominated, fixed rate securities with minimum term to maturity greater than seven years and less than or equal to ten years.

Principal Investment Risks: *As with all funds, there is the risk that you could lose money through your investment in the Fund. Many factors affect the Fund's NAV and price of shares and performance.*

The following describes the principal risks the Fund bears with respect to its investments. As with any fund, there is no guarantee that the Fund will achieve its goal.

U.S. Treasuries Risk. U.S. Treasury obligations are backed by the "full faith and credit" of the U.S. government and generally have negligible credit risk. Securities issued or guaranteed by federal agencies or authorities and U.S. government-sponsored instrumentalities or enterprises may or may not be backed by the full faith and credit of the U.S. government.

Futures Risk. The Fund's use of futures involves risks different from, or possibly greater than, the risks associated with investing directly in securities and other traditional investments. These risks include (i) leverage risk (ii) risk of mispricing or improper valuation; and (iii) the risk that changes in the value of the futures contract may not correlate perfectly with the underlying index. Investments in futures involve leverage, which means a small percentage of assets invested in futures can have a disproportionately large impact on the Fund. This risk could cause the Fund to lose more than the principal amount invested. Futures contracts may become mispriced or improperly valued when compared to the adviser's expectation and may not produce the desired investment results. Additionally, changes in the value of futures contracts may not track or correlate perfectly with the underlying index because of temporary, or even long-term, supply and demand imbalances and because futures do not pay interest unlike the securities upon which they are based. When short-term borrowing rates are higher than short-term, medium-term, or long-term U.S. Treasury rates, the use of futures will tend to detract from the Fund's returns.

Quarterly Rebalancing Risk. The quarterly rebalancing of the Fund's portfolio will cause the Fund to incur transaction costs.

Short-Term Investment Risk. Investors holding shares of the Fund over longer-term periods may be subject to increased risk of loss. The Fund is intended to be used only for short-term investment horizons. An investor in the Fund can lose a substantial portion of his or her investment within a single day. The longer an investor's holding period in the Fund, the greater the potential for loss.

Active Management Risk. The Fund is subject to the risk that the investment management strategy may not produce the intended results and may negatively impact Fund performance.

Cash or Cash Equivalents Risk. At any time, the Fund may have significant investments in cash or cash equivalents. When a substantial portion of a portfolio is held in cash or cash equivalents, there is the risk that the value of the cash account, including interest, will not keep pace with inflation, thus reducing purchasing power over time. Additionally, in rising markets, holding cash or cash equivalents may adversely affect the Fund's performance and the Fund may not achieve its investment objective.

Counterparty Risk. Counterparty risk is the risk that a counterparty to a financial instrument held by the Fund or by a special purpose or structured vehicle invested in by the Fund may become insolvent or otherwise fail to perform its obligations, and the Fund may obtain no or limited recovery of its investment, and any recovery may be significantly delayed.

Derivatives Risk. The use of derivative instruments involves risks different from, or possibly greater than, the risks associated with investing directly in securities and other traditional investments. These risks include (i) the risk that the counterparty to a derivative transaction may not fulfill its contractual obligations; (ii) risk of mispricing or improper valuation; and (iii) the risk that changes in the value of the derivative may not correlate perfectly with the underlying asset, rate or index. Derivative prices are highly volatile and may fluctuate substantially during a short period of time. Such prices are influenced by numerous factors that affect the markets, including, but not limited to: changing supply and demand relationships; government programs and policies; national and international political and economic events, changes in interest rates, inflation and deflation and changes in supply and demand relationships. Trading derivative instruments involves risks different from, or possibly greater than, the risks associated with investing directly in securities.

Early Close/Trading Halt Risk. An exchange or market may close or issue trading halts on specific securities, or the ability to buy or sell certain securities or financial instruments may be restricted, which may prevent the Fund from buying or selling certain securities or financial instruments. In these circumstances, the Fund may be unable to rebalance its portfolio, may be unable to accurately price its investments and may incur substantial trading losses.

ETF Structure Risks: The Fund is structured as an ETF and may invest in underlying ETFs. As a result, the Fund is subject to special risks, including:

- *Not Individually Redeemable.* The Fund's shares ("Shares") are not redeemable by retail investors and may be redeemed only by Authorized Participants at net asset value ("NAV") and only in Creation Units. A retail investor generally incurs brokerage costs when buying and selling shares.
- *Trading Issues.* Trading in Shares on the NYSE Arca, Inc. (the "Exchange") may be halted due to market conditions or for reasons that, in the view of the Exchange, make trading in Shares inadvisable, such as extraordinary market volatility. There can be no assurance that Shares will continue to meet the listing requirements of the Exchange which may result in the Shares being delisted. An active trading market for the Shares may not be developed or maintained. If the Shares are traded outside a collateralized settlement system, the number of financial institutions that can act as Authorized Participants that can post collateral on an agency basis is limited, which may limit the market for the Shares.
- *Market Price Variance Risk.* The market prices of Shares will fluctuate in response to changes in NAV and supply and demand for Shares and will include a "bid-ask spread" charged by the exchange specialists, market makers or other participants that trade in the Shares. There may be times when the market price and the NAV vary significantly. This means that Shares may trade at a discount to NAV.
 - In times of market stress, market makers may step away from their role of market making in the Shares and in executing trades, which can lead to differences between the market value of the Shares and the Shares' NAV.
 - The market price of the Shares may deviate from NAV, particularly during times of market stress, with the result that investors may pay significantly more or significantly less for the Shares than NAV, which is reflected in the bid and ask price for the Shares or in the closing price.
 - In stressed market conditions, the market for the Shares may become less liquid in response to the deteriorating liquidity of the Fund's portfolio. This adverse effect on the liquidity of the Shares may, in turn, lead to differences between the market value of the Shares and NAV.

- *Authorized Participant Risk.* Only an Authorized Participant may engage in creation or redemption transactions directly with the Fund. The Fund has a limited number of institutions that may act as an Authorized Participant on an agency basis (i.e., on behalf of other market participants). To the extent that Authorized Participants exit the business or are unable to proceed with creation or redemption orders with respect to the Fund and no other Authorized Participant is able to step forward to create or redeem Creation Units, Fund shares may be more likely to trade at a premium or discount to net asset value and possibly face trading halts or delisting. Authorized Participant concentration risk may be heightened for securities or instruments that have lower trading volumes.

Fixed Income Securities Risk. When the Fund invests in fixed income securities, the value of your investment in the Fund will fluctuate with changes in interest rates. Typically, a rise in interest rates causes a decline in the value of fixed income securities owned by the Fund. In general, the market price of fixed income securities with longer maturities or duration will increase or decrease more in response to changes in interest rates than shorter-term securities. Other risk factors include credit risk (the debtor may default), extension risk (an issuer may exercise its right to repay principal on a fixed rate obligation held by the Fund later than expected), and prepayment risk (the debtor may pay its obligation early, reducing the amount of interest payments). These risks could affect the value of a particular investment by the Fund, possibly causing the Fund's share price and total return to be reduced and fluctuate more than other types of investments.

Leverage Risk. The use of leverage by the Fund, such as the use of options, may cause the Fund to incur additional expenses and magnify the Fund's gains or losses.

Market and Geopolitical Risk. The increasing interconnectivity between global economies and financial markets increases the likelihood that events or conditions in one region or financial market may adversely impact issuers in a different country, region or financial market. Securities in the Fund's portfolio may underperform due to inflation (or expectations for inflation), interest rates, global demand for particular products or resources, climate change or climate related events, natural disasters, pandemics, epidemics, terrorism, regulatory events and governmental or quasi-governmental actions. The occurrence of global events similar to those in recent years may result in market volatility and may have long term effects on both the U.S. and global financial markets.

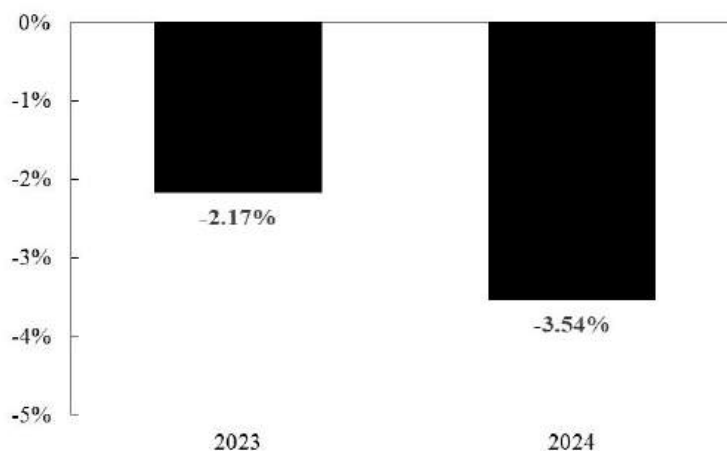
Option Risk. As the buyer of a put or call option, the Fund risks losing the entire premium invested in the option if the Fund does not exercise the option.

Over-the-Counter Market Risk. Securities and options traded in over-the-counter markets may trade less frequently and in limited volumes and thus exhibit more volatility and liquidity risk, and the prices paid by the Fund in over-the-counter transactions may include an undisclosed dealer markup. The Fund is also exposed to default by the over-the-counter option writer who may be unwilling or unable to perform its contractual obligations to the Fund.

Underlying Fund Risk. Other investment companies i.e. ETFs and money market funds ("Underlying Funds") in which the Fund invests are subject to investment advisory and other expenses, which will be indirectly paid by the Fund. Each of the Underlying Funds is subject to its own specific risks, but the adviser expects the principal investments risks of such Underlying Funds will be similar to the risks of investing in the Fund.

Affiliated Money Market ETF Conflict of Interest Risk. Because the Fund may invest in an affiliated ETF, the Adviser is subject to conflicts of interest in allocating the Fund's assets to the affiliated ETF. The Adviser will receive more revenue to the extent it selects an affiliated ETF rather than an unaffiliated ETF for inclusion in the Fund's portfolio.

Performance: The following performance information provides some indication of the risks of investing in the Fund. The bar chart shows changes in the Fund's performance from year to year. The table shows how the Fund's average annual total returns compare to those of a broad-based securities market index and an additional index. The additional index tracks intermediate-maturity U.S. Treasury bonds and is included as a performance benchmark that provides yield curve context for the Fund's short-term Treasury futures strategy. The Fund's past performance (before and after taxes) is not necessarily an indication of how the Fund will perform in the future. Updated performance information is available at no cost by visiting www.simplify.us/etfs or by calling 1 (855) 772-8488.



During the periods shown in the bar chart above, the Fund's highest quarterly return was 9.10% (quarter ended September 30, 2024) and the Fund's lowest quarterly return was -9.39% (quarter ended June 30, 2023). The calendar year-to-date total return of the Fund as of September 30, 2025 was 6.29%.

Average Annual Total Returns for the Periods Ended December 31, 2024

	1 Year	Since Inception (11/14/22)
Return Before Taxes	-3.54%	-2.96%
Return After Taxes on Distributions	-5.51%	-4.80%
Return After Taxes on Distributions and Sale of Fund Shares	-2.10%	-2.99%
Bloomberg U.S. Aggregate Bond Index (reflects no deduction for fees, expenses or taxes)	6.08%	4.68%
ICE US Treasury 7-10 Year Bond Index (reflects no deduction for fees, expenses or taxes)	6.26%	3.41%

After-tax returns are calculated using the historical highest individual federal marginal income tax rates during the period covered by the table above and do not reflect the impact of state and local taxes. Actual after-tax returns depend on an investor's tax situation and may differ from those shown. After-tax returns shown are not relevant to investors who hold shares through tax-advantaged arrangements, such as 401(k) plans or individual retirement accounts.

Investment Adviser: Simplify Asset Management Inc. (the “Adviser”).

Portfolio Managers: David Berns, Chief Investment Officer of the Adviser; Harley Bassman, Convexity Maven & Managing Partner of the Adviser; Ken Miller, Portfolio Manager of the Adviser; and Jason England, Portfolio Manager of the Adviser serve as portfolio managers of the Fund. Dr. Berns and Mr. Bassman have each served the Fund as a portfolio manager since it commenced operations in October 2022. Mr. Miller and Mr. England have each served the Fund as a portfolio manager since November 2024. Mr. Bassman, Dr. Berns, Mr. Miller, and Mr. England are jointly and primarily responsible for the management of the Fund.

Purchase and Sale of Fund Shares: The Fund will issue and redeem Shares at NAV only in large blocks of 25,000 Shares (each block of Shares is called a “Creation Unit”). Creation Units are issued and redeemed primarily in-kind for securities but may include cash. Individual Shares may only be purchased and sold in secondary market transactions through brokers. Except when aggregated in Creation Units in transactions with Authorized Participants, the Shares are not redeemable securities of the Fund.

Shares of the Fund are listed for trading on the Exchange and trade at market prices rather than NAV. Shares of the Fund may trade at a price that is greater than, at, or less than NAV. An investor may incur costs attributable to the difference between the highest price a buyer is willing to pay to purchase shares of the Fund (bid) and the lowest price a seller is willing to accept for shares of the Fund (ask) when buying or selling shares in the secondary market. Recent information on the Fund’s NAV, market price, premiums and discounts, and bid-ask spreads is available at www.simplify.us/etfs.

Tax Information: The Fund’s distributions generally will be taxable as ordinary income or long-term capital gains. A sale of Shares may result in capital gain or loss.

Payments to Broker-Dealers and Other Financial Intermediaries: If you purchase the Fund through a broker-dealer or other financial intermediary (such as a bank), the Fund and its related companies may pay the intermediary for the sale of Fund shares and related services. These payments may create a conflict of interest by influencing the broker-dealer or other intermediary and your salesperson to recommend the Fund over another investment. Ask your salesperson or visit your financial intermediary’s website for more information.

FUND SUMMARY – SIMPLIFY TARGET 15 DISTRIBUTION ETF

Investment Objective: The Simplify Target 15 Distribution ETF (the “Fund” or “XV”) seeks to provide monthly income.

Fees and Expenses of the Fund: This table describes the fees and expenses that you may pay if you buy, sell, and hold Shares of the Fund. **You may pay other fees, such as brokerage commissions and other fees to financial intermediaries, which are not reflected in the table or examples below.**

Annual Fund Operating Expenses (expenses that you pay each year as a percentage of the value of your investment)	
Management Fees	0.75%
Distribution and Service (12b-1) Fees	0.00%
Other Expenses ⁽¹⁾	0.00%
Total Annual Fund Operating Expenses	0.75%

(1) Other Expenses are estimated for the Fund’s initial fiscal year.

Example: This Example is intended to help you compare the cost of investing in the Fund with the cost of investing in other mutual funds.

The Example assumes that you invest \$10,000 in the Fund for the time periods indicated and then redeem all of your Shares at the end of those periods. The Example also assumes that your investment has a 5% return each year and that the Fund’s operating expenses remain the same. Although your actual costs may be higher or lower, based upon these assumptions your costs would be:

1 Year	3 Years	5 Years	10 Years
\$77	\$240	\$417	\$930

Portfolio Turnover: The Fund pays transaction costs, such as commissions, when it buys and sells securities (or “turns over” its portfolio). A higher portfolio turnover rate may indicate higher transaction costs and may result in higher taxes when Fund Shares are held in a taxable account. These costs, which are not reflected in annual fund operating expenses or in the Example, affect the Fund’s performance. During the period April 14, 2025 (commencement of operations) through June 30, 2025, the Fund’s portfolio turnover rate was 0% of the average value of its portfolio.

Principal Investment Strategies: The Fund is an actively managed exchange-traded fund (“ETF”). The Fund’s Adviser seeks to fulfill the Fund’s investment objective by using two income strategies: (1) an interest income strategy and (2) an income generating option spread strategy. Target 15 in the Fund’s name refers to the goal of making monthly distributions at an annualized rate (after fees and expenses) of 15%. This goal is merely aspirational as the Fund is not a managed distribution fund that will meet a distribution target regardless of Fund returns. **The Fund’s distribution policy is not guaranteed to generate distributions that equal a fixed percentage of the Fund’s current net asset value per share. Shareholders receiving periodic payments from the Fund may be under the impression that they are receiving net profits. However, all or a portion of a distribution may consist of a return of capital (i.e., from your original investment). Return of capital represents a return of a portion of a Fund shareholder’s invested capital and is not taxable in the year it is received unless the distribution exceeds a shareholder’s basis in the Fund. However, a return of capital may result in an increase in a later gain on a sale of Fund Shares or a reduction of a loss. There is no guarantee that the adviser will be successful in its attempt to have the Fund’s distribution payments meet the target without some return of capital.**

Due to the unique mechanics of the Fund's strategy, the return an investor can expect to receive from an investment in the Fund has characteristics that are distinct from many other investment vehicles. It is important that an investor understand the characteristics of the Fund before making an investment in the Fund. The Fund differs from other funds that utilize a defined outcome investment strategy. The Fund does not provide a barrier against losses that serves to provide for a maximum amount of potential losses. As a result, an investor can lose its entire investment prior to consideration of any distribution payments.

Interest Income Strategy

The Fund invests primarily in interest income producing U.S. Government securities, such as bills, notes and bonds issued by the U.S. Treasury and fixed income ETFs that invest primarily in U.S. Government securities. The Fund targets an average securities portfolio duration of two years or less but does not restrict individual security maturity. Duration is a measure of the price sensitivity of a debt instrument when interest rates change. For example, if a note has a duration of 1 year, a 1% rise in rates would result in a 1% decline in price. The adviser selects securities to maximize portfolio yield within the current duration target and the adviser sells securities primarily to adjust portfolio duration.

Income Generating Option Spread Strategy

To generate additional income, the Fund employs an option spread writing strategy on equity ETFs and equity indexes that are representative of major equity market sectors: (i) large capitalization stocks, (ii) domestic and international nonfinancial stocks, and (iii) small capitalization stocks. Written options are partially hedged because the Fund owns a partially offsetting option to reduce a portion of the Fund's risk. The adviser selects equity indexes and equity ETFs holding stocks of any market capitalization. The Adviser focuses on indexes that are representative of major equity market sectors described above and index-based domestically-traded ETFs linked to those indexes. The Fund's Adviser anticipates focusing on using three ETFs that are representative of major equity market sectors, large capitalization stocks, domestic and international nonfinancial stocks, and small capitalization stocks as represented by: (1) SPDR[®] S&P 500[®] ETF Trust ("SPY"), (2) Invesco QQQ TrustSM, Series 1 ("QQQ"), and (3) iShares[®] Russell 2000 ETF ("IWM"), respectively. However, with notice to shareholders, other major equity market sectors, as represented by indexes or ETFs may be used if they offer higher returns.

Option spread writing is intended to generate income for the Fund by capturing written put option premiums that are larger than the cost of purchasing a partially offsetting put option. In a put option spread, the Fund writes an at-the-money or out-of-the-money (below current market price) put option while also purchasing a further out-of-the-money put option. For example, in general conceptual terms, if the Fund received \$7 for writing a one-year put option with a strike price of \$100 when the reference asset was at \$100; while simultaneously investing \$5 in one-year put option with a strike price of \$95, it would have a potential income gain of \$2 if both options expired worthless. The \$2 gain is the difference between the premium received and premium spent. In this example, the options will expire worthless if the reference asset is at \$100 or higher at the end of one year. However, if the reference assets price is lower than \$100 at the end of one year the Fund may suffer losses and generate no income. Specifically, if the reference asset price at the end of one year was \$95 or lower the Fund would suffer a net loss of \$3 (\$5 net loss on the combination of the written option and the purchased option that is partially offset by the net \$2 premium received).

The Adviser executes the option strategy primarily through over-the-counter options, swap contracts and forward contracts, but may also use listed options. Swaps and forwards are used to produce option-like outcomes when they are more economically efficient than options. The adviser uses a proprietary selection process that focuses on (i) allocation among option sub-strategies that are, in total, expected to produce at least 15% annual returns; and (ii) option strike prices and maturities consistent with the 15% return goal. The Adviser focuses the Fund's portfolio on options with a one-year maturity. However, because the size of the Fund, index price levels, and ETF prices will change over time, the Fund's option portfolio will have multiple maturities and strike prices. The adviser replaces maturing options and may adjust positions following a large (over 10%) price swing in an option's reference asset price. The adviser has no set rebalancing or resetting cycle for the Fund's portfolio but will make an adjustment to produce higher expected returns.

The following describes the spread option strategies employed, whether directly through options or through options imbedded in a swap contract or forward contract. The Fund anticipates investing primarily under the “Worst of Three” Barrier Put Spread Sub-Strategy described below, but will increase allocations to the Barrier Put Spread Sub-Strategy and General Put Spread Sub-Strategy to attempt to achieve the 15% return goal, if the Worst of Three Barrier Put Spread Sub-Strategy is insufficient to reach this goal. The adviser may not be successful in implementing any of the spread strategies.

Barrier Put Spread Sub-Strategy

In a barrier put spread strategy the Fund seeks to provide an investment “barrier” – an investment strategy whereby a payoff depends upon whether a reference asset has breached a predetermined performance level (e.g. 25% loss). However, barriers will likely range from 10% to 30%. For an outcome period for a particular spread, the Fund establishes a barrier against losses that is based upon the performance of a reference asset over the duration of the outcome period. The Fund is not expected to experience losses, on a specific barrier spread, over the course of an outcome period if the market value of the reference asset decreases by the barrier amount (e.g. 25%) or less. Barrier option spreads do not provide a portfolio-wide level of downside protection. If at the conclusion of an outcome period, the reference asset losses have breached the barrier, the Fund will experience losses. Generally, losses will be to the full extent of the reference asset on a one-to-one basis. The adviser may not be successful in implementing a barrier spread strategy.

The Barrier: Fund shareholders are subject to all of the losses experienced by the reference asset, such as an index or index-representative ETF (“RA”); however, for a specific barrier put spread, the Fund provides a barrier such that investors will only experience losses if the RA experiences losses that exceed the barrier at the end of a selected outcome period. For example, a specific barrier might be set at a level such that investors are not expected to experience losses against the first 25% of RA losses over the course of a selected outcome period, to the extent RA decreases in value by 25% or less. Barrier option spreads do not provide a portfolio-wide level of downside protection. The barrier is provided irrespective of the Fund’s annual management fee, transaction fees and any extraordinary expenses incurred by the Fund, however any losses that an investor experiences in relation to the barrier will be reduced by the Fund’s annual management of 0.75% and further reduced by any shareholder transaction fees and any extraordinary expenses incurred by the Fund. The Fund’s barrier strategy, for a specific barrier put spread, is designed to produce outcomes upon the expiration of its barrier-related options investments on the last day of a selected outcome period and it therefore should not be expected that the barrier will be provided at any point prior to the last day of a selected outcome period. There is theoretically no limit on losses the Fund could experience, and an investor may lose all of its investment. An investment in the Fund is only appropriate for shareholders willing to bear those losses.

The structure of the Fund’s barrier-related options is such that, for a specific barrier put spread, if at the conclusion of a selected outcome period, RA losses have breached the barrier, the Fund will begin to experience losses starting at the barrier. The Fund will experience one of two loss profiles: “Initial Breach Losses” or “Full Breach Losses”. As further described below, for a specific barrier put spread, the operation of the Fund’s barrier-related options is such that, at the end of a selected outcome period, if RA losses measured over a outcome period exceed the barrier (in this example, 25%) but are less than 26%, the Fund will experience, prior to the payment of any distributions, accelerated losses from 0% to 26%. If, for a specific barrier put spread, at the end of a selected outcome period, RA losses measured over an outcome period exceed 26%, the Fund will experience, prior to the payment of any distributions, one-to-one losses of the RA.

- *Initial Breach Losses.* For a specific barrier put spread, Initial Breach Losses occur when RA has exceeded the barrier, but by an amount less than or equal to 26%. Initial Breach Losses occur as a result of the combination of the Fund’s put option spreads as well as a sold put option contract. Specifically, in this example the Fund invests in a package of 25 put option spreads that provide losses of up to 1% for each spread while simultaneously selling a put option that provides one-to-one downside exposure starting at -25% of RA. If, for a specific barrier put spread, RA losses exceed the barrier, but by an amount less than or equal to 27%, the Fund will experience the below losses over an outcome period:

Example Outcome Period Initial and Full Breach Losses Profile

SPY Losses	Put Spread Losses	Put Losses	Contribution to Fund Performance
-25.00%	0.00%	0.00%	0.00%
-25.25%	-6.25%	-0.25%	-6.50%
-25.50%	-12.50%	-0.50%	-13.00%
-25.75%	-18.75%	-0.75%	-19.50%
-26.00%	-25.00%	-1.00%	-26.00%
-27.00%	-25.00%	-2.00%	-27.00%

- Full Breach Losses.** For a specific barrier put spread, Full Breach Losses occur after RA losses are equal to or exceed 26%. Full Breach Losses, for a specific barrier put spread, are a result of the Fund's barrier-related options and expose the Fund to the extent of RA losses on a one-to-one basis over the course of a selected outcome period. As shown in the table above, for a specific barrier put spread, if RA's loss has exceeded 26%, the Fund's put spread options will produce a loss of 25% and the Fund's naked put option will produce the remaining loss such that losses, in combination, will equal the losses of RA. There is no limit on losses the Fund can experience, and an investor may lose nearly its entire investment.

"Worst of Three" Barrier Put Spread Sub-Strategy

This sub-strategy is the focus of the Fund's option writing strategy. A "worst of" barrier put spread strategy is designed to produce the same return outcome profile as a barrier strategy, but rather than use a single reference asset, three reference assets are used. This type of option that binds up three reference assets is complex and is sometimes referred to as a compound option (i.e. an option on more than one reference asset). The adviser expects to execute this aspect of the strategy through an over-the-counter option or as embedded in a swap. However, "worst of" barrier option spreads do not provide a portfolio-wide level of downside protection. Here, on a specific "worst of" barrier spread, the predetermined performance level (e.g. 25%) is measured against the worst performing of the reference assets over an outcome period. However, barriers will likely range from 10% to 30%. The adviser may not be successful in implementing a "worst of" barrier spread strategy.

General Put Spread Sub-Strategy

When the adviser believes non-barrier option writing is compelling, it may employ other put spread strategies. In a put option spread, the Fund writes an at-the-money or out-of-the-money (below current market price) put option while also purchasing a further out-of-the-money put option. However, option spreads do not provide a portfolio-wide level of downside protection. The adviser may not be successful in implementing a general spread strategy.

Generally, the Adviser writes options (whether direct or through options imbedded in a swap contract or forward contract) that it expects to expire worthless. Additionally, while the Adviser expects options to be held to expiration, it may adjust positions following a large (over 10%) price swing in an option's reference asset price.

A put option gives the owner the right, but not the obligation, to sell a reference asset at a specified price (strike price) within, or at the end of, a specific time period. An at-the-money put option has a strike price equal to the current price of the reference asset. An out-of-the-money put option has a strike price below the current price of the reference asset. By selling put options in return for the receipt of premiums (the purchase price of an option), the adviser attempts to increase Fund income as the passage of time decreases the value of the written options. For example, if a written option expires worthless, the entire premium received is income to the Fund. While derivative-based gains are considered capital gains under GAAP (generally accepted accounting principles) they are commonly described as income by securities market participants. The Fund has adopted the market convention of describing option premium as income. The option writing strategy is a form of leveraged investing. The adviser primarily considers options, swaps and forwards with up to two years to maturity. However, the adviser anticipates concentrating on options (whether direct or imbedded in a swap or forward) with shorter maturities because the option value erodes faster than with long-term options. For example, the option premium received by the Fund for writing a sequence of one-year options would be larger than the option premium received by the Fund for writing a single two-year option.

When writing options or entering into swap and forward contracts, the Fund is required to post collateral to assure its performance to the counterparty. The Fund will hold cash and cash-like instruments or high-quality short term fixed income securities (collectively, "Collateral"). The Collateral may consist of (1) U.S. Government securities, such as bills, notes and bonds issued by the U.S. Treasury; (2) money market funds (including affiliated money market ETFs); (3) fixed income ETFs; and/or (4) corporate debt securities, such as commercial paper and other short-term unsecured promissory notes issued by companies that are rated investment grade or of comparable quality. The Adviser considers an unrated security to be of comparable quality to a security rated investment grade if it believes it has a similar low risk of default.

The Fund is classified as a "non-diversified" investment company under the Investment Company Act of 1940, as amended, which means that the Fund may invest a higher percentage of its assets in a fewer number of issuers than is permissible for a "diversified" fund.

Principal Investment Risks: *As with all funds, there is the risk that you could lose money through your investment in the Fund. Many factors affect the Fund's NAV and price of Shares and performance.*

The following describes the principal risks the Fund bears with respect to its investments. As with any fund, there is no guarantee that the Fund will achieve its goal.

Active Management Risk. The Fund is subject to the risk that the investment management strategy may not produce the intended results and may negatively impact Fund performance.

Equity Securities Risk. Equity securities are susceptible to general stock market fluctuations and to volatile increases and decreases in value. The equity securities linked to options held or written by the Fund may experience sudden, unpredictable drops in value or long periods of decline in value.

Market and Geopolitical Risk. The increasing interconnectivity between global economies and financial markets increases the likelihood that events or conditions in one region or financial market may adversely impact issuers in a different country, region or financial market. Securities in the Fund's portfolio may underperform due to inflation (or expectations for inflation), interest rates, global demand for particular products or resources, natural disasters, pandemics, epidemics, terrorism, regulatory events and governmental or quasi-governmental actions. The occurrence of global events similar to those in recent years may result in market volatility and may have long term effects on both the U.S. and global financial markets.

Derivatives Risk. The use of derivative instruments involves risks different from, or possibly greater than, the risks associated with investing directly in securities and other traditional investments. These risks include (i) the risk that the counterparty to a derivative transaction may not fulfill its contractual obligations; (ii) risk of mispricing or improper valuation; and (iii) the risk that changes in the value of the derivative may not correlate perfectly with the underlying asset, rate or index. Derivative prices are highly volatile and may fluctuate substantially during a short period of time. Such prices are influenced by numerous factors that affect the markets, including, but not limited to: changing supply and demand relationships; government programs and policies; national and international political and economic events, changes in interest rates, inflation and deflation and changes in supply and demand relationships. Trading derivative instruments involves risks different from, or possibly greater than, the risks associated with investing directly in securities.

Option Risk. As the buyer of a put option, the Fund risks losing the entire premium invested in the option if the Fund does not exercise the option. Spread writing exposes the Fund to losses up to the amount between strike prices of the purchased option and the written option. Barrier put spread writing exposes the Fund to sudden and significant losses if the barrier is breached. This risk is amplified in a “worst of” put spread strategy because one of the reference assets may significantly underperform the others.

Swaps Risk. Swaps are subject to tracking risk because they may not be perfect substitutes for the instruments they are intended to hedge or replace. Over the counter swaps are subject to counterparty default. Leverage inherent in derivatives will tend to magnify the Fund’s losses.

Forward Contract Risk. A decision as to whether, when, and how to use forward contracts involves the exercise of skill and judgment and even a well-conceived forward contract transaction may be unsuccessful because of market behavior or unexpected events. The primary risks associated with the use of forward contracts, which may adversely affect the Fund are possible lack of a liquid secondary market and the possibility that the counterparty will default.

Counterparty Risk. Counterparty risk is the risk that a counterparty to a financial instrument held by the Fund or by a special purpose or structured vehicle invested in by the Fund may become insolvent or otherwise fail to perform its obligations, and the Fund may obtain no or limited recovery of its investment, and any recovery may be significantly delayed.

Leverage Risk. The use of leverage by the Fund, such as through the use of options, will cause the Fund to incur additional expenses and magnify the Fund’s gains or losses.

Limited History Risk. The Fund is a new ETF and has a limited history of operations for investors to evaluate.

Over-the-Counter Market Risk. Securities and options traded in over-the-counter markets may trade less frequently and in limited volumes and thus exhibit more volatility and liquidity risk, and the prices paid by the Fund in over-the-counter transactions may include an undisclosed dealer markup. The Fund is also exposed to default by the over-the-counter option writer who may be unwilling or unable to perform its contractual obligations to the Fund.

Distribution Policy Risk. The Fund’s distribution policy is not guaranteed to generate distributions that equal a fixed percentage of the Fund’s current net asset value per share. There is no guarantee that the adviser will be successful in its attempt to have the Fund’s distribution payments meet the target without some return of capital. Shareholders receiving periodic payments from the Fund may be under the impression that they are receiving net profits.

- *Tax Risk.* All or a portion of a distribution may consist of a return of capital (i.e., from your original investment). Shareholders should not assume that the source of a distribution from the Fund is net profit. Shareholders should note that return of capital will reduce the tax basis of their Shares and potentially increase the taxable gain, if any, upon disposition of their Shares.

Small and Medium Capitalization Risk. The Fund is indirectly exposed to small and medium capitalization companies through its option spread strategies. The earnings and prospects of small and medium sized companies are more volatile than larger companies and may experience higher failure rates than larger companies. Small and medium sized companies normally have a lower trading volume than larger companies, which may tend to make their market price fall more disproportionately than larger companies in response to selling pressures and may have limited markets, product lines, or financial resources and lack management experience.

Large Capitalization Companies Risk. The Fund is indirectly exposed to large capitalization companies through its option spread strategies. Large capitalization companies may grow at a slower rate and be less able to adapt to changing market conditions than smaller capitalization companies. Thus, the return on investment in securities of large capitalization companies may be less than the return on investment in securities of small and/or mid capitalization companies. The performance of large capitalization companies also tends to trail the overall market during different market cycles.

Non-Diversified Fund Risk. Because the Fund is non-diversified and may invest a greater portion of its assets in fewer issuers than a diversified fund, changes in the market value of a single portfolio holding could cause greater fluctuations in the Fund's share price than would occur in a diversified fund.

Fixed Income Securities Risk. The value of your investment in the Fund will fluctuate with changes in interest rates. Typically, a rise in interest rates causes a decline in the value of fixed income securities owned by the Fund. In general, the market price of fixed income securities with longer maturities will increase or decrease more in response to changes in interest rates than shorter-term securities. Other risk factors include credit risk (the debtor may default), extension risk (an issuer may exercise its right to repay principal on a fixed rate obligation held by the Fund later than expected), and prepayment risk (the debtor may pay its obligation early, reducing the amount of interest payments).

U.S. Treasury and Agency Market Risk. Similar to other debt instruments, U.S. Treasury and agency obligations are subject to debt instrument risk and interest rate risk. In addition, changes to the financial condition or credit rating of the U.S. Government may cause the value of U.S. Treasury and agency obligations to decline. Typically, U.S. agency obligations are not backed by the full faith and credit of the U.S. Treasury.

Underlying Fund Risk. Other investment companies, i.e. ETFs and money market funds ("Underlying Funds") in which the Fund invests are subject to investment advisory and other expenses, which will be indirectly paid by the Fund. As a result, the cost of investing in the Fund will be higher than the cost of investing directly in the Underlying Funds and may be higher than other mutual funds that invest directly.

Affiliated Money Market ETF Conflict of Interest Risk. Because the Fund may invest in an affiliated ETF, the Adviser is subject to conflicts of interest in allocating the Fund's assets to the affiliated ETF. The Adviser will receive more revenue to the extent it selects an affiliated ETF rather than an unaffiliated ETF for inclusion in the Fund's portfolio.

Early Close/Trading Halt Risk. An exchange or market may close or issue trading halts on specific securities, or the ability to buy or sell certain securities or financial instruments may be restricted, which may prevent the Fund from buying or selling certain securities or financial instruments. In these circumstances, the Fund may be unable to rebalance its portfolio, may be unable to accurately price its investments and may incur substantial trading losses.

ETF Structure Risks: The Fund is structured as an ETF and may invest in underlying ETFs. As a result, the Fund is subject to special risks, including:

- *Not Individually Redeemable.* The Fund's Shares are not redeemable by retail investors and may be redeemed only by Authorized Participants at NAV and only in Creation Units. A retail investor generally incurs brokerage costs when selling Shares.
- *Trading Issues.* Trading in Shares on the Exchange may be halted due to market conditions or for reasons that, in the view of the Exchange, make trading in Shares inadvisable, such as extraordinary market volatility. There can be no assurance that Shares will continue to meet the listing requirements of the Exchange which may result in the Shares being delisted. An active trading market for the Shares may not be developed or maintained. If the Shares are traded outside a collateralized settlement system, the number of financial institutions that can act as Authorized Participants that can post collateral on an agency basis is limited, which may limit the market for the Shares.
- *Market Price Variance Risk.* The market prices of Shares will fluctuate in response to changes in NAV and supply and demand for Shares and will include a "bid-ask spread" charged by the exchange specialists, market makers or other participants that trade in the Shares. There may be times when the market price and the NAV vary significantly. This means that Shares may trade at a discount to NAV.

- In times of market stress, market makers may step away from their role market making in the Shares and in executing trades, which can lead to differences between the market value of the Shares and the Shares' NAV.
- The market price of the Shares may deviate from NAV, particularly during times of market stress, with the result that investors may pay significantly more or significantly less for Shares than NAV, which is reflected in the bid and ask price for the Shares or in the closing price.
- In stressed market conditions, the market for the Shares may become less liquid in response to the deteriorating liquidity of the Fund's portfolio. This adverse effect on the liquidity of the Shares may, in turn, lead to differences between the market value of the Shares and NAV.
- *Authorized Participant Risk.* Only an Authorized Participant may engage in creation or redemption transactions directly with the Fund. The Fund has a limited number of institutions that may act as an Authorized Participant on an agency basis (i.e., on behalf of other market participants). To the extent that Authorized Participants exit the business or are unable to proceed with creation or redemption orders with respect to the Fund and no other Authorized Participant is able to step forward to create or redeem Creation Units, Fund Shares may be more likely to trade at a premium or discount to net asset value and possibly face trading halts or delisting. Authorized Participant concentration risk may be heightened for securities or instruments that have lower trading volumes.

Performance: Performance information will be available in the prospectus after the Fund has been in operation for one full calendar year. Past performance is not necessarily an indication of how the Fund will perform in the future. Updated performance information will be available at no cost by visiting www.simplify.us or by calling 1 (855) 772-8488.

Investment Adviser: Simplify Asset Management Inc. (the "Adviser")

Portfolio Managers: David Berns, PhD, Chief Investment Officer of the Adviser; and Siddharth Sethi, Portfolio Manager of the Adviser; have each served the Fund as a portfolio manager since it commenced operations in 2025. Jeff Schwarte, Chief Equity Strategist of the Adviser has served the Fund as a portfolio manager since October 2025. Dr. Berns, Mr. Schwarte and Mr. Sethi are jointly and primarily responsible for the management of the Fund.

Purchase and Sale of Fund Shares: The Fund will issue and redeem Shares at NAV only in large blocks of 25,000 Shares (each block of Shares is called a Creation Unit). Creation Units are issued and redeemed primarily in-kind for securities but may include cash. Individual Shares may only be purchased and sold in secondary market transactions through brokers. Except when aggregated in Creation Units in transactions with Authorized Participants, the Shares are not redeemable securities of the Fund.

Shares of the Fund are listed for trading on the Exchange and trade at market prices rather than NAV. Shares of the Fund may trade at a price that is greater than, at, or less than NAV. An investor may incur costs attributable to the difference between the highest price a buyer is willing to pay to purchase shares of the Fund (bid) and the lowest price a seller is willing to accept for shares of the Fund (ask) when buying or selling shares in the secondary market. Recent information on the Fund's NAV, market price, premiums and discounts, and bid-ask spreads is available at www.simplify.us/etfs.

Tax Information: The Fund's distributions generally will be taxable as ordinary income or long-term capital gains. A sale of Shares may result in capital gain or loss.

Payments to Broker-Dealers and Other Financial Intermediaries: If you purchase the Fund through a broker-dealer or other financial intermediary (such as a bank), the Fund and its related companies may pay the intermediary for the sale of Fund Shares and related services. These payments may create a conflict of interest by influencing the broker-dealer or other intermediary and your salesperson to recommend the Fund over another investment. Ask your salesperson or visit your financial intermediary's website for more information.

FUND SUMMARY – SIMPLIFY TREASURY OPTION INCOME ETF

Investment Objective: The Simplify Treasury Option Income ETF (the “Fund” or “BUCK”) seeks to provide monthly income.

Fees and Expenses of the Fund: This table describes the fees and expenses that you may pay if you buy, sell, and hold shares of the Fund. **You may pay other fees, such as brokerage commissions and other fees to financial intermediaries on the purchase and sale of Fund shares, which are not reflected in the tables and examples below.**

Annual Fund Operating Expenses (expenses that you pay each year as a percentage of the value of your investment)	
Management Fees	0.35%
Distribution and Service (12b-1) Fees	0.00%
Other Expenses	0.00%
Total Annual Fund Operating Expenses	0.35%

Example: This Example is intended to help you compare the cost of investing in the Fund with the cost of investing in other funds.

The Example assumes that you invest \$10,000 in the Fund for the time periods indicated and then redeem all of your shares at the end of those periods. The Example also assumes that your investment has a 5% return each year and that the Fund’s operating expenses remain the same. Although your actual costs may be higher or lower, based upon these assumptions your costs would be:

1 Year	3 Years	5 Years	10 Years
\$36	\$113	\$197	\$443

Portfolio Turnover: The Fund pays transaction costs, such as commissions, when it buys and sells securities (or “turns over” its portfolio). A higher portfolio turnover rate may indicate higher transaction costs and may result in higher taxes when Fund shares are held in a taxable account. These costs, which are not reflected in annual fund operating expenses or in the Example, affect the Fund’s performance. During the most recent fiscal year, the Fund’s portfolio turnover rate was 0% of the aggregate value of the portfolio.

Principal Investment Strategies: The Fund is an actively managed exchange-traded fund (“ETF”). The Fund has adopted a non-fundamental policy that, under normal circumstances, the Fund will invest at least 80% of its net assets (plus any borrowings for investment purposes) in U.S. Treasury securities and ETFs that invest at least 80% of their assets in U.S. Treasury securities. The Adviser seeks to fulfill the Fund’s investment objective by using two income strategies: (1) an interest income strategy and (2) an income generating option strategy. The Fund’s investment strategy seeks to produce income that is reflective of current short term interest rates without large swings in the Fund’s net asset value per share. However, the Fund is not a money market fund and is not intended to have an unchanging net asset value per share.

Interest Income Strategy

The Fund invests primarily in interest income producing U.S. Treasury securities such as bills, notes, and bonds, and U.S. Treasury Inflation-Protected Securities (“TIPS”) and fixed income ETFs that invest primarily in U.S. Treasuries. TIPS are securities whose principal amount increases with inflation, as measured by the Consumer Price Index and are designed to protect investors from inflation risk. The Fund targets an average securities portfolio duration of one year or less but does not restrict individual security maturity. Duration is a measure of the price sensitivity of a debt instrument when interest rates change. For example, if a note has a duration of 1 year, a 1% rise in rates would result in a 1% decline in price. The Adviser selects securities to maximize portfolio yield within the current duration target and the Adviser sells securities primarily to adjust portfolio duration.

Income Generating Option Strategy

To generate additional income, the Fund employs an exchange-traded and over-the-counter (“OTC”) option spread writing strategy on equity, fixed income, volatility, commodity, and currency ETFs and exchange traded products (“ETPs”). The Adviser focuses on index-based domestically-traded ETFs, for example, such as those linked to the Bloomberg US Aggregate Bond Index. The Adviser selects fixed income ETFs holding securities of any maturity or credit quality. A call option gives the owner the right, but not the obligation, to buy an ETF at a specified price (strike price) within a specific time period. A put option gives the owner the right, but not the obligation, to sell an ETF at a specified price (strike price) within a specific time period. By selling put and call options in return for the receipt of premiums (the purchase price of an option), the Adviser attempts to increase Fund income as the passage of time decreases the value of the written options. Gains from written option premiums are capital gains, but commonly referred to as income. The option writing strategy is a form of leveraged investing. The Adviser focuses on writing short-term options with less than one-month to maturity because their value erodes faster than long-term options.

Call Spread Sub-Strategy

When the Adviser believes an ETF’s price will decrease, remain unchanged, or only increase slightly it employs a call spread strategy. In a call option spread, the Fund sells (writes) an out of the money (above current market price) call option while also purchasing a further out of the money call option.

Put Spread Sub-Strategy

When the Adviser believes an ETF’s price will increase, remain unchanged, or only decrease slightly it employs a put spread strategy. In a put option spread, the Fund sells (writes) an out of the money (below current market price) put option while also purchasing a further out of the money put option.

The Adviser expects the written options to expire worthless, but purchases lower-cost further out of the money options to insulate the Fund from large losses if the written options increase in value. The Adviser expects options to be held to expiration, but may adjust positions following a large (over 10%) price swing in an option’s reference ETF.

When writing options, the Fund is required to post collateral to assure its performance to the option buyer. The Fund will hold cash and cash-like instruments or high-quality short term fixed income securities (collectively, “Collateral”). The Collateral may consist of (1) U.S. Government securities, such as bills, notes and bonds issued by the U.S. Treasury; (2) money market funds (including affiliated money market ETFs); (3) fixed income ETFs; and/or (4) corporate debt securities, such as commercial paper and other short-term unsecured promissory notes issued by companies that are rated investment grade or of comparable quality. The Adviser considers an unrated security to be of comparable quality to a security rated investment grade if it believes it has a similar low risk of default.

Principal Investment Risks: *As with all funds, there is the risk that you could lose money through your investment in the Fund. Many factors affect the Fund’s NAV and price of shares and performance.*

The following describes the principal risks the Fund bears with respect to its investments. As with any fund, there is no guarantee that the Fund will achieve its goal.

Active Management Risk. The Fund is subject to the risk that the investment management strategy may not produce the intended results and may negatively impact Fund performance.

Derivatives Risk. Options are a derivative investment. The use of derivative instruments involves risks different from, or possibly greater than, the risks associated with investing directly in securities and other traditional investments. These risks include (i) the risk that the counterparty to a derivative transaction may not fulfill its contractual obligations; (ii) risk of mispricing or improper valuation; and (iii) the risk that changes in the value of the derivative may not correlate perfectly with the underlying asset, rate or index. Derivative prices are highly volatile and may fluctuate substantially during a short period of time. Such prices are influenced by numerous factors that affect the markets, including, but not limited to: changing supply and demand relationships; government programs and policies; national and international political and economic events, changes in interest rates, inflation and deflation and changes in supply and demand relationships. Trading derivative instruments involves risks different from, or possibly greater than, the risks associated with investing directly in securities.

Option Risk. As the buyer of a put or call option, the Fund risks losing the entire premium invested in the option if the Fund does not exercise the option. Spread writing exposes the Fund to losses up to the amount between strike prices of the purchased option and the written option.

U.S. Treasuries Risk. U.S. Treasury obligations are backed by the “full faith and credit” of the U.S. government and generally have negligible credit risk. Securities issued or guaranteed by federal agencies or authorities and U.S. government-sponsored instrumentalities or enterprises may or may not be backed by the full faith and credit of the U.S. government.

TIPS Risk. TIPS are debt instruments issued by the by the United States Department of the Treasury. The principal of TIPS increases with inflation and decreases with deflation, as measured by the Consumer Price Index. When TIPS mature, investors are paid the adjusted principal or original principal, whichever is greater. Interest payments on TIPS are unpredictable and will fluctuate as the principal and corresponding interest payments are adjusted for inflation. Inflation-indexed bonds generally pay a lower nominal interest rate than a comparable non-inflation-indexed bond. There can be no assurance that the CPI will accurately measure the real rate of inflation in the prices of goods and services. Any increases in the principal amount of TIPS will be considered taxable ordinary income, even though the Fund or applicable underlying ETF will not receive the principal until maturity. As a result, the Fund may make income distributions to shareholders that exceed the cash it receives. In addition, TIPS are subject to credit risk, interest rate risk, and maturity risk.

U.S. Treasury Market Risk. The U.S. Treasury market can be volatile, and the value of instruments correlated with these markets may fluctuate dramatically from day to day. U.S. Treasury obligations may provide relatively lower returns than those of other securities. Similar to other debt instruments, U.S. Treasury obligations are subject to debt instrument risk and interest rate risk. In addition, changes to the financial condition or credit rating of the U.S. Government may cause the value of U.S. Treasury obligations to decline.

Counterparty Risk. Counterparty risk is the risk that a counterparty to a financial instrument held by the Fund or by a special purpose or structured vehicle invested in by the Fund may become insolvent or otherwise fail to perform its obligations, and the Fund may obtain no or limited recovery of its investment, and any recovery may be significantly delayed.

Early Close/Trading Halt Risk. An exchange or market may close or issue trading halts on specific securities, or the ability to buy or sell certain securities or financial instruments may be restricted, which may prevent the Fund from buying or selling certain securities or financial instruments. In these circumstances, the Fund may be unable to rebalance its portfolio, may be unable to accurately price its investments and may incur substantial trading losses.

ETF Structure Risks: The Fund is structured as an ETF and may invest in underlying ETFs. As a result, the Fund is subject to special risks, including:

- *Not Individually Redeemable.* The Fund’s shares (“Shares”) are not redeemable by retail investors and may be redeemed only by Authorized Participants at net asset value (“NAV”) and only in Creation Units. A retail investor generally incurs brokerage costs when selling shares.

- *Trading Issues.* Trading in Shares on the NYSE Arca, Inc. (the “Exchange”) may be halted due to market conditions or for reasons that, in the view of the Exchange, make trading in Shares inadvisable, such as extraordinary market volatility. There can be no assurance that Shares will continue to meet the listing requirements of the Exchange which may result in the Shares being delisted. An active trading market for the Shares may not be developed or maintained. If the Shares are traded outside a collateralized settlement system, the number of financial institutions that can act as Authorized Participants that can post collateral on an agency basis is limited, which may limit the market for the Shares.
- *Market Price Variance Risk.* The market prices of Shares will fluctuate in response to changes in NAV and supply and demand for Shares and will include a “bid-ask spread” charged by the exchange specialists, market makers or other participants that trade in the Shares. There may be times when the market price and the NAV vary significantly. This means that Shares may trade at a discount to NAV.
 - In times of market stress, market makers may step away from their role of market making in the Shares and in executing trades, which can lead to differences between the market value of the Shares and the Shares’ NAV.
 - The market price of the Shares may deviate from NAV, particularly during times of market stress, with the result that investors may pay significantly more or significantly less for Shares than NAV, which is reflected in the bid and ask price for the Shares or in the closing price.
 - In stressed market conditions, the market for the Shares may become less liquid in response to the deteriorating liquidity of the Fund’s portfolio. This adverse effect on the liquidity of the Shares may, in turn, lead to differences between the market value of the Shares and NAV.
- *Authorized Participant Risk.* Only an Authorized Participant may engage in creation or redemption transactions directly with the Fund. The Fund has a limited number of institutions that may act as an Authorized Participant on an agency basis (i.e., on behalf of other market participants). To the extent that Authorized Participants exit the business or are unable to proceed with creation or redemption orders with respect to the Fund and no other Authorized Participant is able to step forward to create or redeem Creation Units, Fund shares may be more likely to trade at a premium or discount to net asset value and possibly face trading halts or delisting. Authorized Participant concentration risk may be heightened for securities or instruments that have lower trading volumes.

Fixed Income Securities Risk. When the Fund invests in fixed income securities, the value of your investment in the Fund will fluctuate with changes in interest rates. Typically, a rise in interest rates causes a decline in the value of fixed income securities owned by the Fund. In general, the market price of fixed income securities with longer maturities will increase or decrease more in response to changes in interest rates than shorter-term securities. Other risk factors include credit risk (the debtor may default), extension risk (an issuer may exercise its right to repay principal on a fixed rate obligation held by the Fund later than expected), and prepayment risk (the debtor may pay its obligation early, reducing the amount of interest payments). Below investment grade debt (commonly known as junk bonds) is subject to heightened credit risk. These risks could affect the value of a particular investment by the Fund, possibly causing the Fund’s share price and total return to be reduced and fluctuate more than other types of investments.

Leverage Risk. The use of leverage by the Fund, such as through the use of options, will cause the Fund to incur additional expenses and magnify the Fund’s gains or losses.

Market and Geopolitical Risk. The increasing interconnectivity between global economies and financial markets increases the likelihood that events or conditions in one region or financial market may adversely impact issuers in a different country, region or financial market. Securities in the Fund’s portfolio may underperform due to inflation (or expectations for inflation), interest rates, global demand for particular products or resources, climate change or climate related events, natural disasters, pandemics, epidemics, terrorism, regulatory events and governmental or quasi-governmental actions. The occurrence of global events similar to those in recent years may result in market volatility and may have long term effects on both the U.S. and global financial markets.

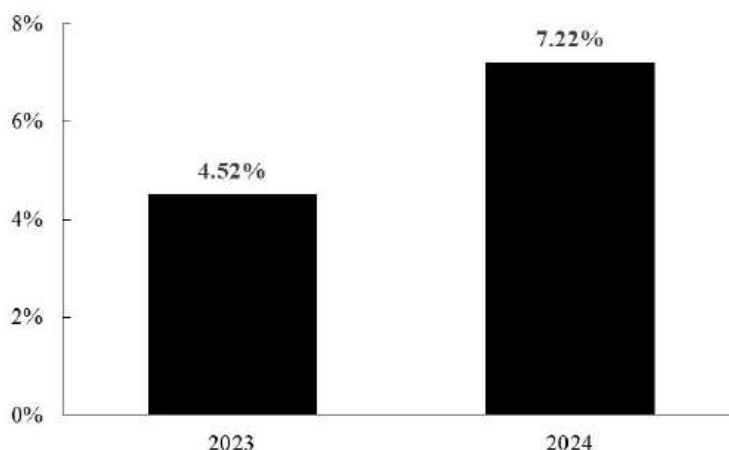
Over-the-Counter Market Risk. Securities and options traded in over-the-counter markets may trade less frequently and in limited volumes and thus exhibit more volatility and liquidity risk, and the prices paid by the Fund in over-the-counter transactions may include an undisclosed dealer markup. The Fund is also exposed to default by the over-the-counter option writer who may be unwilling or unable to perform its contractual obligations to the Fund.

Turnover Rate Risk. The Fund may have portfolio turnover rates significantly in excess of 100%. Increased Portfolio Turnover causes the Fund to incur higher brokerage costs, which may adversely affect the Fund’s performance and may produce increased taxable distributions.

Underlying Fund Risk. Other investment companies, i.e. ETFs (“Underlying Funds”) in which the Fund invests are subject to investment advisory and other expenses, which will be indirectly paid by the Fund. As a result, the cost of investing in the Fund will be higher than the cost of investing directly in the Underlying Funds and may be higher than other mutual funds that invest directly.

Affiliated Money Market ETF Conflict of Interest Risk. Because the Fund may invest in an affiliated ETF, the Adviser is subject to conflicts of interest in allocating the Fund’s assets to the affiliated ETF. The Adviser will receive more revenue to the extent it selects an affiliated ETF rather than an unaffiliated ETF for inclusion in the Fund’s portfolio.

Performance: The following performance information provides some indication of the risks of investing in the Fund. The bar chart shows changes in the Fund’s performance from year to year. The table shows how the Fund’s average annual total returns compare to those of a broad-based securities market index and two additional indices. The Bloomberg 1-3 Month U.S. Treasury Bill Index represents short-duration Treasury bills and is included as a performance benchmark that reflects the cash-like baseline aligned with the Fund’s option-income profile. The ICE BofA 3 Month US Treasury Bill Index tracks short-term Treasury bills and is included as a performance benchmark providing a risk-free reference point for the Fund’s Treasury option income strategy. The Fund’s past performance (before and after taxes) is not necessarily an indication of how the Fund will perform in the future. Updated performance information is available at no cost by visiting www.simplify.us/etfs or by calling 1 (855) 772-8488.



During the periods shown in the bar chart above, the Fund’s highest quarterly return was 3.31% (quarter ended March 31, 2024) and the Fund’s lowest quarterly return was 0.02% (quarter ended June 30, 2024). The calendar year-to-date total return of the Fund as of September 30, 2025 was 2.82%.

Average Annual Total Returns for the Periods Ended December 31, 2024

	1 Year	Since Inception (10/27/22)
Return Before Taxes	7.22%	5.74%
Return After Taxes on Distributions	3.51%	3.01%
Return After Taxes on Distributions and Sale of Fund Shares	4.25%	3.23%
Bloomberg U.S. Aggregate Bond Index (reflects no deduction for fees, expenses or taxes)	6.08%	5.01%
Bloomberg 1-3 Month U.S. Treasury Bill Index (reflects no deduction for fees, expenses or taxes)	4.68%	4.89%
ICE BofA 3 Month US Treasury Bill Index (reflects no deduction for fees, expenses or taxes)	4.68%	4.89%

After-tax returns are calculated using the historical highest individual federal marginal income tax rates during the period covered by the table above and do not reflect the impact of state and local taxes. Actual after-tax returns depend on an investor's tax situation and may differ from those shown. After-tax returns shown are not relevant to investors who hold shares through tax-advantaged arrangements, such as 401(k) plans or individual retirement accounts.

Investment Adviser: Simplify Asset Management Inc. (the "Adviser").

Portfolio Managers: David Berns, Chief Investment Officer of the Adviser; Shailesh Gupta, Portfolio Manager and Head of Trading for the Adviser; and Jason England, Portfolio Manager of the Adviser serve as portfolio managers of the Fund. Dr. Berns has served the Fund as a portfolio manager since it commenced operations in October 2022. Mr. Gupta has served the Fund as a portfolio manager since November 2023. Mr. England has served the Fund as a portfolio manager since November 2024. Dr. Berns, Mr. Gupta, and Mr. England are jointly and primarily responsible for the management of the Fund.

Purchase and Sale of Fund Shares: The Fund will issue and redeem Shares at NAV only in large blocks of 25,000 Shares (each block of Shares is called a "Creation Unit"). Creation Units are issued and redeemed primarily in-kind for securities but may include cash. Individual Shares may only be purchased and sold in secondary market transactions through brokers. Except when aggregated in Creation Units in transactions with Authorized Participants, the Shares are not redeemable securities of the Fund.

Shares of the Fund are listed for trading on the Exchange and trade at market prices rather than NAV. Shares of the Fund may trade at a price that is greater than, at, or less than NAV. An investor may incur costs attributable to the difference between the highest price a buyer is willing to pay to purchase shares of the Fund (bid) and the lowest price a seller is willing to accept for shares of the Fund (ask) when buying or selling shares in the secondary market. Recent information on the Fund's NAV, market price, premiums and discounts, and bid-ask spreads is available at www.simplify.us/etfs.

Tax Information: The Fund's distributions generally will be taxable as ordinary income or long-term capital gains. A sale of Shares may result in capital gain or loss.

Payments to Broker-Dealers and Other Financial Intermediaries: If you purchase the Fund through a broker-dealer or other financial intermediary (such as a bank), the Fund and its related companies may pay the intermediary for the sale of Fund shares and related services. These payments may create a conflict of interest by influencing the broker-dealer or other intermediary and your salesperson to recommend the Fund over another investment. Ask your salesperson or visit your financial intermediary's website for more information.

FUND SUMMARY – SIMPLIFY US EQUITY PLUS BITCOIN STRATEGY ETF

Investment Objective: The Simplify US Equity PLUS Bitcoin Strategy ETF (the “Fund” or “SPBC”) seeks long-term capital appreciation.

Fees and Expenses of the Fund: This table describes the fees and expenses that you may pay if you buy, sell, and hold shares of the Fund. **You may pay other fees, such as brokerage commissions and other fees to financial intermediaries on the purchase and sale of Fund shares, which are not reflected in the tables and examples below.**

Annual Fund Operating Expenses (expenses that you pay each year as a percentage of the value of your investment)	
Management Fees	0.50%
Distribution and Service (12b-1) Fees	0.00%
Other Expenses ⁽¹⁾	0.01%
Acquired Fund Fees and Expenses ⁽²⁾	0.03%
Total Annual Fund Operating Expenses	0.54%

(1) Other Expenses includes interest expenses of 0.01%.

(2) Acquired Fund Fees and Expenses are the indirect costs of investing in other investment companies. The operating expenses in this fee table do not correlate to the expense ratio in the Fund’s financial highlights because the financial statements include only the direct operating expenses incurred by the Fund.

Example: This Example is intended to help you compare the cost of investing in the Fund with the cost of investing in other funds.

The Example assumes that you invest \$10,000 in the Fund for the time periods indicated and then redeem all of your shares at the end of those periods. The Example also assumes that your investment has a 5% return each year and that the Fund’s operating expenses remain the same. Although your actual costs may be higher or lower, based upon these assumptions your costs would be:

1 Year	3 Years	5 Years	10 Years
\$60	\$189	\$329	\$738

Portfolio Turnover: The Fund pays transaction costs, such as commissions, when it buys and sells securities (or “turns over” its portfolio). A higher portfolio turnover rate may indicate higher transaction costs and may result in higher taxes when Fund shares are held in a taxable account. These costs, which are not reflected in annual fund operating expenses or in the Example, affect the Fund’s performance. During the most recent fiscal year, the Fund’s portfolio turnover rate was 30% of the average value of its portfolio.

Principal Investment Strategies: The Fund has adopted a non-fundamental policy that, under normal circumstances, the Fund will invest at least 80% of its net assets (plus any borrowings for investment purposes) in equity securities of U.S. companies, exchange-traded products with direct exposure to Bitcoin (“Bitcoin ETPs”), and exchange-traded funds with indirect exposure to Bitcoin primarily through Bitcoin futures, options, swaps, or other derivative instruments (“Bitcoin ETFs”). The Adviser may invest in affiliated money market ETFs to manage liquidity or to pledge as collateral for derivatives.

US Equity Strategy

The Fund invests in equity securities of U.S. companies through (i) exchange-traded futures contracts, (ii) equity securities of U.S. companies, and (iii) ETFs that primarily invest in the equity securities of U.S. companies. The Fund defines equity securities as common stock, preferred stock, or futures on common or preferred stock. The Fund defines U.S. companies as those organized in the U.S.; having a class of securities whose principal securities market is in the U.S.; or derives 50% or more of its total revenues or earnings from goods produced, sales made, or services provided in the U.S., or maintains 50% or more of its employees, assets, investments, operations, or other business activity in the U.S. The Fund invests in companies without restriction as to capitalization.

The Adviser believes that, based upon its historical research, a base allocation to equities will make a significant contribution to long-term capital appreciation, while providing dividend income to help offset Fund operating expenses. The Adviser evaluates expected return, expenses, management, and leveraging effects when initially choosing between specific stocks, ETFs, and futures and evaluates allocations among these instruments on an ongoing basis to determine whether any adjustments to the allocations would provide better expected returns. The Adviser does not frequently trade US equities but seeks to maintain consistent exposure to the US equity market.

Bitcoin Strategy

The Fund targets a 10% of total assets allocation to Bitcoin ETPs and Bitcoin ETFs. The Fund generally rebalances this allocation quarterly, but will rebalance more frequently to ensure the allocation does not exceed 25% of its total assets. Bitcoin ETPs are investment vehicles that track the price of Bitcoin by directly holding actual Bitcoin (called “spot”) as their underlying asset while Bitcoin ETFs primarily invest in derivatives linked to Bitcoin to gain exposure to Bitcoin. The Bitcoin ETPs and Bitcoin ETFs trade on a U.S.-regulated securities exchange. Unlike Bitcoin ETFs, Bitcoin ETPs are not registered as investment companies under the Investment Company Act of 1940, as amended (the “1940 Act”). The Adviser selects specific Bitcoin ETPs and Bitcoin ETFs (including affiliated Bitcoin ETFs) that it believes offer sufficient liquidity and relatively low expenses.

Description of Bitcoin and Bitcoin Blockchain

Bitcoin is a digital asset that operates on a decentralized network using blockchain technology to facilitate secure and anonymous transactions. Bitcoin represents a digital asset that functions as a medium of exchange (although it is not widely used in this manner at present) utilizing cryptographic protocols to secure transactional processes, control the creation of additional units, and verify the transfer of assets. Its operation on a decentralized blockchain network ensures both transparency and immutability of records, without the need for a central authority. This innovative technology underpinning Bitcoin allows for peer-to-peer transactions and provides a framework for digital scarcity.

The Bitcoin blockchain constitutes a decentralized, digital ledger technology that chronologically and publicly records all Bitcoin transactions. This technology is characterized by its use of blocks, which are structurally linked in a chain through cryptographic hashes. Each block contains a list of transactions that, once verified and added to the blockchain through a consensus process known as proof of work, become extremely difficult to reverse and tamper with. The integrity, transparency, and security of the transactional data are maintained autonomously within the Bitcoin network, eliminating the necessity for central oversight and facilitating trust in a peer-to-peer system.

The Fund will not invest directly in Bitcoin, Bitcoin futures, or other crypto assets. The Fund is not expected to track the price movements of crypto assets.

Principal Investment Risks: *As with all funds, there is the risk that you could lose money through your investment in the Fund. Many factors affect the Fund's NAV and price of shares and performance.*

The following describes the principal risks the Fund bears with respect to its investments. As with any fund, there is no guarantee that the Fund will achieve its goal.

Bitcoin Risk. The value of the Fund's investment in Bitcoin ETPs and Bitcoin ETFs are subject to fluctuations in the value of Bitcoin. Bitcoin is a relatively new innovation and the market for Bitcoin is subject to rapid price swings, changes and uncertainty. The further development of the Bitcoin network and the acceptance and use of Bitcoin are subject to a variety of factors that are difficult to evaluate. The value of Bitcoin has been, and may continue to be, substantially dependent on speculation, such that trading and investing in these assets generally may not be based on fundamental analysis. The slowing, stopping or reversing of the development of the Bitcoin network or the acceptance of Bitcoin may adversely affect the price of Bitcoin. Bitcoin is subject to the risk of fraud, theft, manipulation or security failures, operational or other problems that impact the digital asset trading venues on which Bitcoin trades. The Bitcoin blockchain may contain flaws that can be exploited by hackers. A significant portion of Bitcoin is held by a small number of holders sometimes referred to as “whales.” Transactions of these holders may influence the price of Bitcoin.

Unlike the exchanges for more traditional assets, such as equity securities and futures contracts, Bitcoin and the digital asset trading venues on which it trades are largely unregulated and highly fragmented and digital asset trading venues may be operating out of compliance with regulations. As a result of the lack of regulation, individuals or groups may engage in fraud or market manipulation (including using social media to promote Bitcoin in a way that artificially increases the price of Bitcoin). Investors may be more exposed to the risk of theft, fraud and market manipulation than when investing in more traditional asset classes. Over the past several years, a number of digital asset trading venues have been closed due to fraud, failure or security breaches. Investors in Bitcoin may have little or no recourse should such theft, fraud or manipulation occur and could suffer significant losses. Legal or regulatory changes may negatively impact the operation of the Bitcoin network or restrict the use of Bitcoin. The Bitcoin ETPs and Bitcoin ETFs may also be negatively impacted by regulatory enforcement actions against the digital asset trading venues upon which Bitcoin trades. Such actions could significantly reduce the number of venues upon which Bitcoin trades and could negatively impact the Bitcoin held by the Bitcoin ETPs and the Bitcoin futures contracts held by the Bitcoin ETFs that reference the price of Bitcoin. In addition, digital asset trading venues, Bitcoin miners, and other participants may have significant exposure to other digital assets. Instability in the price, availability or legal or regulatory status of those instruments may adversely impact the operation of the digital asset trading venues and the Bitcoin network. The realization of any of these risks could result in a decline in the acceptance of Bitcoin and consequently a reduction in the value of Bitcoin, Bitcoin futures contracts, and shares of the Bitcoin ETPs and Bitcoin ETFs. Such occurrences could also impair the Bitcoin ETPs' and Bitcoin ETFs' ability to meet their investment objective pursuant to their respective investment strategy.

The Bitcoin network is maintained and secured by a group of validators who “mine” Bitcoin, which involves contributing computer power to the network to validate transactions, maintain security and finalize settlement. The Bitcoin blockchain relies on a consensus mechanism whereby miners agree on the accurate state of the database. If a malicious actor (or group of actors) were to gain control of more than 50% the mining (or “hash”) power in the network, even temporarily, they would have the ability to block new transactions from being confirmed and could, over time, reverse or reorder prior transactions. Although it may be challenging for a malicious actor (or group of actors) to gain control of 50% of the mining (or “hash”) power in the Bitcoin blockchain, such an attack would significantly impact the value of Bitcoin, and thereby of the Bitcoin held by the Bitcoin ETPs and the Bitcoin futures contracts held by the Bitcoin ETF.

A blockchain is a public database that is updated, shared and maintained across many computers in a network. The software that powers a blockchain is known as its protocol. Like all software, these protocols may update or change from time-to-time. In the case of the Bitcoin protocol, updates are made based on proposals submitted by developers, but only if a majority of the users and miners adopt the new proposals and update their individual copies of the protocol. Certain upgrade proposals to a blockchain may not be accepted by all the participants in an ecosystem. If one significant group adopts a proposed upgrade and another does not – or if groups adopt different upgrades – this can result in a “fork” of the blockchain, wherein two distinct sets of users and validators or users and miners run two different versions of a protocol. If the versions are sufficiently different such that the two versions of the protocol cannot simultaneously maintain and update a shared record of the blockchain database, it is called a “hard fork.” A hard fork can result in the creation of two competing blockchains, each with its own native crypto assets. For instance, on August 1, 2017, two factions in the Bitcoin community could not agree on whether or not to adopt an upgrade to the Bitcoin protocol related to how to scale throughput on the blockchain. The disagreement created a fork, with the smaller group taking the name “Bitcoin Cash” and running its own blockchain and related native crypto asset. The larger group retained the name Bitcoin for its blockchain and held Bitcoin as the native crypto asset. Additional forks of the Bitcoin blockchain are possible. A large-scale fork could introduce risk, uncertainty, or confusion into the Bitcoin blockchain, or could fraction the value of the main blockchain and its native crypto asset, which could significantly impact the value of Bitcoin held by the Bitcoin ETPs and Bitcoin futures contracts held by the Bitcoin ETFs. Additionally, a hack of the Bitcoin blockchain or one or more projects that interact with or that are built on top of the Bitcoin blockchain could negatively impact the price of Bitcoin, whether it leads to another hard fork or not, and thereby the value of the Bitcoin held by the Bitcoin ETPs, and the Bitcoin futures contracts held by the Bitcoin ETFs.

The Bitcoin blockchain and its native crypto asset, Bitcoin, face numerous challenges to gaining widespread adoption as an alternative payments system, including the slowness of transaction processing and finality, variability in transaction fees and volatility in Bitcoin's price. It is not clear that the Bitcoin blockchain or Bitcoin can overcome these and other impediments, which could harm the long-term adoption of the Bitcoin blockchain and Bitcoin as an alternative payment system, and thereby negatively impact the price of Bitcoin. In addition, alternative public blockchains have been developed and may in the future develop that compete with the Bitcoin blockchain and may have significant advantages as alternative payment systems, including higher throughput, lower fees, faster settlement and finalization, and the ability to facilitate untraceable and/or privacy-shielded transactions through the use of zero-knowledge cryptography or other means. It is possible that these alternative public blockchains and their native crypto assets may be more successful than the Bitcoin blockchain and Bitcoin in gaining adoption as an alternative payments system, which could limit the long-term adoption of the Bitcoin blockchain and Bitcoin, thereby negatively impact the price of Bitcoin. Such alternative public blockchains, such as the Ethereum network, allow users to write and implement smart contracts—that is, general-purpose code that executes on every computer in the network and can instruct the transmission of information and value based on a sophisticated set of logical conditions. Using smart contracts, users can create markets, store registries of debts or promises, represent the ownership of property, move funds in accordance with conditional instructions and create other digital assets. Furthermore, traditional payment systems may improve their own technical capabilities and offer faster settlement times, faster finalization and lower fees. This could make it more difficult for the Bitcoin blockchain and Bitcoin to gain traction as an alternative payments system, which could limit the long-term adoption of the Bitcoin blockchain and Bitcoin, and thereby negatively impact the price of Bitcoin. Finally, one means by which the ecosystem surrounding the Bitcoin blockchain has attempted to mitigate concerns about the slowness of transaction processing and finality and the variability of transaction fees has been through the development of so-called Layer 2 networks, including the “Lightning Network.” Layer 2 networks are separate blockchains built on top of “Layer 1” blockchains like the Bitcoin blockchain for the purpose of augmenting the throughput of the Layer 1 blockchain, and often, providing lower fees for transaction processing and faster settlement. Layer 2 blockchains introduce certain risks into the Bitcoin ecosystem that should be considered. For instance, Layer 2 blockchains are a relatively new and still developing technology. Technological issues – including hacks, bugs, or failures – could introduce risk or harm confidence in the Bitcoin ecosystem, which could negatively impact the price of Bitcoin. In addition, users may choose to settle an increasing share of transactions on Layer 2 blockchains, which could negatively impact the transaction activity on, and the amount of fee revenue generated by, the Bitcoin blockchain itself, which could negatively impact the price of Bitcoin. If these or other developments negatively impact the price of Bitcoin, this would negatively impact the value of the Bitcoin ETPs and Bitcoin ETFs.

The realization of any of these risks could result in a decline in the acceptance of Bitcoin and consequently a reduction in the value of Bitcoin, Bitcoin ETPs, Bitcoin ETFs, and the Fund.

Bitcoin Tax Risk. The Fund's investments in Bitcoin ETPs or similar investment vehicles are grantor trusts for U.S. federal income tax purposes, and therefore an investment by the Fund directly in such an investment will generally be treated as a direct investment in Bitcoin for such purposes. In order to qualify for the special tax treatment accorded a regulated investment company (“RIC”) and its shareholders, Subchapter M of the Internal Revenue Code of 1986, as amended (the “Code”) requires, among other things, that at least 90% of the Fund's income be “qualifying income.” Although the income from Bitcoin ETPs in which the Fund invests is not treated as qualifying income, the Fund avoids the recognition of any income from Bitcoin ETPs by handling any Bitcoin ETP transactions with Authorized Participants (“AP”) through in-kind creations and redemptions. For example, if the Fund wants to reduce its exposure to Bitcoin ETPs, it may deliver a basket of the Bitcoin ETPs to the AP in exchange for shares of the Fund. The Bitcoin ETPs are not sold by the Fund and therefore, no income is generated for the Fund. To the extent the IRS disagrees with the Fund's view regarding the use of the in-kind creation and redemptions to avoid recognition of non-qualifying income from Bitcoin ETPs, then the Fund may fail to qualify as a RIC under the Code. If, in any year, the Fund fails to qualify as a RIC and was ineligible to or was not able to cure such failure, the Fund would be taxed in the same manner as an ordinary corporation and subject to U.S. federal income tax on all its income at the fund level. The resulting taxes could substantially reduce the Fund's net assets and the amount of income available for distribution. In addition, in order to requalify for taxation as a RIC, the Fund could be required to recognize unrealized gains, pay substantial taxes and interest, and make certain distributions. See “Authorized Participant Risk” below for additional risks regarding APs.

Active Management Risk. The Fund is subject to the risk that the investment management strategy may not produce the intended results and may negatively impact Fund performance.

Affiliated ETF Conflict of Interest Risk. Because the Fund may invest in an affiliated Bitcoin ETF, the adviser is subject to conflicts of interest in allocating the Fund's assets to the affiliated Bitcoin ETF. The adviser will receive more revenue to the extent it selects an affiliated Bitcoin ETF rather than an unaffiliated ETF for inclusion in the Fund's portfolio.

Bitcoin ETF Risks. **The Bitcoin ETFs do not invest directly in Bitcoin.** Instead, the Bitcoin ETFs obtain indirect exposure to Bitcoin by investing in Bitcoin futures, swaps, and/or options. The market for derivatives linked to Bitcoin may be less developed, and potentially less liquid and more volatile, than more established markets. While these markets have grown substantially since Bitcoin derivatives commenced trading, there can be no assurance that this growth will continue. The price for Bitcoin futures, swaps, and options is based on a number of factors, including the supply of and the demand for these derivatives. Market conditions and expectations, position limits, accountability levels, collateral requirements, availability of counterparties, and other factors each can impact the supply of and demand for these derivatives. Additionally, due to the high margin requirements that are unique to Bitcoin futures contracts, the Bitcoin ETFs may experience difficulty maintaining the desired level of exposure to Bitcoin solely through futures contracts. If a Bitcoin ETF is unable to achieve such exposure it may not be able to meet its investment objective and the Bitcoin ETF's returns may be different or lower than expected. Additionally, collateral requirements may require the Bitcoin ETFs to liquidate their positions, potentially incurring losses and expenses, when it otherwise would not do so. Investing in derivatives like Bitcoin futures may be considered aggressive and may expose the Bitcoin ETFs to significant risks. These risks include counterparty risk and liquidity risk.

Derivatives Risk. Options are a derivative investment. The use of derivative instruments involves risks different from, or possibly greater than, the risks associated with investing directly in securities and other traditional investments. These risks include (i) the risk that the counterparty to a derivative transaction may not fulfil its contractual obligations; (ii) risk of mispricing or improper valuation; and (iii) the risk that changes in the value of the derivative may not correlate perfectly with the underlying asset, rate or index. Derivative prices are highly volatile and may fluctuate substantially during a short period of time. Such prices are influenced by numerous factors that affect the markets, including, but not limited to: changing supply and demand relationships; government programs and policies; national and international political and economic events, changes in interest rates, inflation and deflation and changes in supply and demand relationships.

Early Close/Trading Halt Risk. An exchange or market may close or issue trading halts on specific securities, or the ability to buy or sell certain securities or financial instruments may be restricted, which may prevent the Fund from buying or selling certain securities or financial instruments. In these circumstances, the Fund may be unable to rebalance its portfolio, may be unable to accurately price its investments and may incur substantial trading losses.

Equity Securities Risk. The net asset value of the Fund will fluctuate based on changes in the value of the U.S. equity securities held by the Fund. Equity prices can fall rapidly in response to developments affecting a specific company or industry, or to changing economic, political or market conditions.

ETF Structure Risks. The Fund is structured as an ETF and will invest in underlying ETFs or ETPs. As a result, the Fund is subject to special risks, including:

- *Not Individually Redeemable.* The Fund's shares ("Shares") are not redeemable by retail investors and may be redeemed only by authorized participant ("Authorized Participant") at net asset value ("NAV") and only in Creation Units. A retail investor generally incurs brokerage costs when selling shares.
- *Trading Issues.* Trading in Shares on the Nasdaq Stock Market LLC (the "Exchange") may be halted due to market conditions or for reasons that, in the view of the Exchange, make trading in Shares inadvisable, such as extraordinary market volatility. There can be no assurance that Shares will continue to meet the listing requirements of the Exchange which may result in the Shares being delisted. An active trading market for the Shares may not be developed or maintained. If the Shares are traded outside a collateralized settlement system, the number of financial institutions that can act as Authorized Participants that can post collateral on an agency basis is limited, which may limit the market for the Shares.
- *Market Price Variance Risk.* The market prices of Shares will fluctuate in response to changes in NAV and supply and demand for Shares and will include a "bid-ask spread" charged by the exchange specialists, market makers or other participants that trade the Shares. There may be times when the market price and the NAV vary significantly. This means that Shares may trade at a discount to NAV.
 - In times of market stress, market makers may step away from their role market making in the Shares and in executing trades, which can lead to differences between the market value of the Shares and the Fund's NAV.
 - The market price of the Shares may deviate from the Fund's NAV, particularly during times of market stress, with the result that investors may pay significantly more or significantly less the Shares than the Fund's NAV, which is reflected in the bid and ask price for the Shares or in the closing price.
 - In stressed market conditions, the market for the Shares may become less liquid in response to the deteriorating liquidity of the Fund's portfolio. This adverse effect on the liquidity of the Shares may, in turn, lead to differences between the market value of the Shares and the Fund's NAV.

- *Authorized Participant Risk.* Only an Authorized Participant may engage in creation or redemption transactions directly with the Fund. The Fund has a limited number of institutions that may act as an Authorized Participant on an agency basis (i.e., on behalf of other market participants). To the extent that Authorized Participants exit the business or are unable to proceed with creation or redemption orders with respect to the Fund and no other Authorized Participant is able to step forward to create or redeem Creation Units, Fund shares may be more likely to trade at a premium or discount to net asset value and possibly face trading halts or delisting. Authorized Participant concentration risk may be heightened for securities or instruments that have lower trading volumes.

Exchange Traded Product (ETP) Risk. The Fund invests in Bitcoin ETPs. Through its positions in Bitcoin ETPs, the Fund generally will be subject to the risks associated with such vehicle's investments, including the possibility that the value of the securities or instruments held by or linked to a Bitcoin ETP could decrease. The Bitcoin ETPs in which the Fund invests are not registered, nor are they required to be registered, as investment companies subject to the 1940 Act and, therefore, are not subject to the regulatory scheme of the 1940 Act. When the Fund invests in a Bitcoin ETP, in addition to directly bearing the expenses associated with its own operations, it also will bear a pro rata portion of the Bitcoin ETP's expenses (including operating costs and management fees).

Futures Contract Risk. The successful use of futures contracts draws upon the adviser's skill and experience with respect to such instruments and are subject to special risk considerations. The primary risks associated with the use of futures contracts are (a) the imperfect correlation between the change in market value of the instruments held by the Fund and the price of the forward or futures contract; (b) possible lack of a liquid secondary market for a forward or futures contract and the resulting inability to close a forward or futures contract when desired; (c) investments in futures contracts involves leverage, which means a small percentage of assets in futures can have a disproportionately large impact on the Fund and the Fund can lose more than the principal amount invested; (d) losses caused by unanticipated market movements, which are potentially unlimited; (e) the adviser's inability to predict correctly the direction of securities prices, interest rates, currency exchange rates and other economic factors; (f) the possibility that the counterparty will default in the performance of its obligations; and (g) if the Fund has insufficient cash, it may have to sell securities from its portfolio to meet daily variation margin requirements, and the Fund may have to sell securities at a time when it may be disadvantageous to do so.

Large Capitalization Risk. Large-capitalization companies may be less able than smaller capitalization companies to adapt to changing market conditions. Large-capitalization companies may be more mature and subject to more limited growth potential compared with smaller capitalization companies. During different market cycles, the performance of large capitalization companies has trailed the overall performance of the broader securities markets.

Market and Geopolitical Risk. The increasing interconnectivity between global economies and financial markets increases the likelihood that events or conditions in one region or financial market may adversely impact issuers in a different country, region or financial market. Securities in the Fund's portfolios may underperform due to inflation (or expectations for inflation), interest rates, global demand for particular products or resources, climate change or climate related events, natural disasters, pandemics, epidemics, terrorism, international conflicts, regulatory events and governmental or quasi-governmental actions. The occurrence of global events similar to those in recent years may result in market volatility and may have long term effects on both the U.S. and global financial markets.

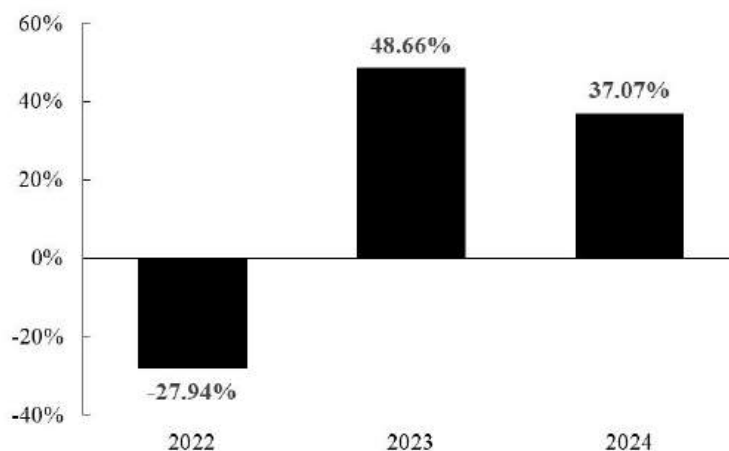
Small and Medium Capitalization Risk. The earnings and prospects of small and medium sized companies are more volatile than larger companies and may experience higher failure rates than larger companies. Small and medium sized companies normally have a lower trading volume than larger companies, which may tend to make their market price fall more disproportionately than larger companies in response to selling pressures and may have limited markets, product lines, or financial resources and lack management experience.

Underlying Fund Risk. ETFs and ETPs in which the Fund invests are subject to investment advisory and other expenses, which will be indirectly paid by the Fund. As a result, the cost of investing in the Fund will be higher than the cost of investing directly in the ETFs and ETPs and may be higher than other funds that invest directly in stocks and bonds. Each of the ETFs and ETPs is subject to its own specific risks, but the adviser expects the principal investments risks of such funds will be similar to the risks of investing in the Fund.

Affiliated Money Market ETF Conflict of Interest Risk. Because the Fund may invest in an affiliated ETF, the Adviser is subject to conflicts of interest in allocating the Fund's assets to the affiliated ETF. The Adviser will receive more revenue to the extent it selects an affiliated ETF rather than an unaffiliated ETF for inclusion in the Fund's portfolio.

Valuation Risk. The sales price the Fund could receive for any particular portfolio investment may differ from the Fund’s valuation of the investment, particularly for securities or other investments, such as Bitcoin, that trade in thin or volatile markets or that are valued using a fair value methodology. Valuation may be more difficult in times of market turmoil since many investors and market makers may be reluctant to purchase complex instruments or quote prices for them. The Fund’s ability to value its investments may be impacted by technological issues and/or errors by pricing services or other third party service providers. Shares of the Bitcoin ETPs and Bitcoin ETFs are intended to reflect the price of Bitcoin, less fees and expenses. The price of a Bitcoin ETP or Bitcoin ETF may go down even if the price of the underlying asset, Bitcoin, remains unchanged. Additionally, shares that trade at a premium mean that an investor who purchases \$1 of a portfolio will actually own less than \$1 in assets.

Performance: The following performance information provides some indication of the risks of investing in the Fund. The bar chart shows changes in the Fund’s performance from year to year. The table shows how the Fund’s average annual total returns compare to those of a broad-based securities market index. The Fund’s past performance (before and after taxes) is not necessarily an indication of how the Fund will perform in the future. Updated performance information is available at no cost by visiting www.simplify.us/etfs or by calling 1 (855) 772-8488.



During the periods shown in the bar chart above, the Fund’s highest quarterly return was 19.38% (quarter ended December 31, 2023) and the Fund’s lowest quarterly return was -22.63% (quarter ended June 30, 2022). The calendar year-to-date total return of the Fund as of September 30, 2025 was 16.46%.

Average Annual Total Returns for the Periods Ended December 31, 2024

	1 Year	Since Inception (5/24/21)
Return Before Taxes	37.07%	15.48%
Return After Taxes on Distributions	36.48%	14.53%
Return After Taxes on Distributions and Sale of Fund Shares	21.92%	11.76%
S&P 500 Index (reflects no deduction for fees, expenses or taxes)	15.16%	11.66%

After-tax returns are calculated using the historical highest individual federal marginal income tax rates during the period covered by the table above and do not reflect the impact of state and local taxes. Actual after-tax returns depend on an investor’s tax situation and may differ from those shown. After-tax returns shown are not relevant to investors who hold shares through tax-advantaged arrangements, such as 401(k) plans or individual retirement accounts.

Investment Adviser: Simplify Asset Management Inc. (the “Adviser”).

Portfolio Managers: David Berns, Chief Investment Officer of Adviser; and Jeff Schwarte, Chief Equity Strategist of the Adviser serve as portfolio managers of the Fund. Dr. Berns has served the Fund as a portfolio manager since it commenced operations in September 2020 and Mr. Schwarte has served the Fund as a portfolio manager since November 2024. Dr. Berns and Mr. Schwarte are jointly and primarily responsible for the management of the Fund.

Purchase and Sale of Fund Shares: The Fund will issue and redeem Shares at NAV only in large blocks of 25,000 Shares (each block of Shares is called a “Creation Unit”). Creation Units are issued and redeemed primarily in-kind for securities but may include cash. Individual Shares may only be purchased and sold in secondary market transactions through brokers. Except when aggregated in Creation Units in transactions with Authorized Participants, the Shares are not redeemable securities of the Fund.

Shares of the Fund are listed for trading on the Exchange and trade at market prices rather than NAV. Shares of the Fund may trade at a price that is greater than, at, or less than NAV. An investor may incur costs attributable to the difference between the highest price a buyer is willing to pay to purchase shares of the Fund (bid) and the lowest price a seller is willing to accept for shares of the Fund (ask) when buying or selling shares in the secondary market. Recent information on the Fund’s NAV, market price, premiums and discounts, and bid-ask spreads is available at www.simplify.us/etfs.

Tax Information: The Fund’s distributions generally will be taxable as ordinary income or long-term capital gains. A sale of Shares may result in capital gain or loss.

Payments to Broker-Dealers and Other Financial Intermediaries: If you purchase the Fund through a broker-dealer or other financial intermediary (such as a bank), the Fund and its related companies may pay the intermediary for the sale of Fund shares and related services. These payments may create a conflict of interest by influencing the broker-dealer or other intermediary and your salesperson to recommend the Fund over another investment. Ask your salesperson or visit your financial intermediary’s website for more information.

FUND SUMMARY – SIMPLIFY US EQUITY PLUS CONVEXITY ETF

Investment Objective: The Simplify US Equity PLUS Convexity ETF (the “Fund” or “SPYC”) seeks long-term capital appreciation.

Fees and Expenses of the Fund: This table describes the fees and expenses that you may pay if you buy, sell, and hold shares of the Fund. **You may pay other fees, such as brokerage commissions and other fees to financial intermediaries on the purchase and sale of Fund shares, which are not reflected in the tables and examples below.**

Annual Fund Operating Expenses (expenses that you pay each year as a percentage of the value of your investment)	
Management Fees	0.50%
Distribution and Service (12b-1) Fees	0.00%
Other Expenses	0.00%
Acquired Fund Fees and Expenses ⁽¹⁾	0.03%
Total Annual Fund Operating Expenses	0.53%

(1) Acquired Fund Fees and Expenses are the indirect costs of investing in other investment companies. The operating expenses in this fee table do not correlate to the expense ratio in the Fund’s financial highlights because the financial statements include only the direct operating expenses incurred by the Fund.

Example: This Example is intended to help you compare the cost of investing in the Fund with the cost of investing in other funds.

The Example assumes that you invest \$10,000 in the Fund for the time periods indicated and then redeem all of your shares at the end of those periods. The Example also assumes that your investment has a 5% return each year and that the Fund’s operating expenses remain the same. Although your actual costs may be higher or lower, based upon these assumptions your costs would be:

1 Year	3 Years	5 Years	10 Years
\$54	\$170	\$296	\$665

Portfolio Turnover: The Fund pays transaction costs, such as commissions, when it buys and sells securities (or “turns over” its portfolio). A higher portfolio turnover rate may indicate higher transaction costs and may result in higher taxes when Fund shares are held in a taxable account. These costs, which are not reflected in annual fund operating expenses or in the Example, affect the Fund’s performance. During the most recent fiscal year, the Fund’s portfolio turnover rate was 8% of the average value of its portfolio.

Principal Investment Strategies: The Adviser seeks to achieve the Fund’s investment objective by investing primarily in equity securities of U.S. companies and applying a convexity option overlay strategy to the equity investments.

U.S. Equity Strategy

The Fund has adopted a non-fundamental policy that, under normal circumstances, the Fund invests at least 80% of its net assets (plus any borrowings for investment purposes) in equity securities of U.S. companies, primarily by purchasing exchange-traded funds (“ETFs”). The Adviser does not frequently trade U.S. equities but seeks to maintain consistent exposure to the U.S. equity market.

Convexity Option Overlay Strategy

Up to twenty percent of the Fund's net assets will be subject to the Fund's convexity option overlay. The option overlay strategy includes purchasing exchange-traded and over-the-counter ("OTC") put and call options on the S&P 500 Index or an S&P 500 Index ETF. When the Fund purchases a call option, the Fund has the right, but not the obligation, to buy a stock or other asset at a specified price (strike price) within a specific time period. When the Fund purchases a put option, the Fund has the right, but not the obligation, to sell a stock or other asset at a specified price (strike price) within a specific time period.

The option overlay is a strategic, persistent exposure meant to hedge against market moves and to add convexity to the Fund. If the market goes up, the Fund's returns may outperform the market because the Adviser will sell or exercise the call options. If the market goes down, the Fund's returns may fall less than the market because the Adviser will sell or exercise the put options. The Adviser selects options based upon its evaluation of relative value based on cost, strike price (price that the option can be bought or sold by the option holder) and maturity (the last date the option contract is valid) and will exercise or close the options based on maturity or portfolio rebalancing requirements. The Fund anticipates purchasing and selling options on a monthly, quarterly, and annual basis, depending upon the Fund's rebalancing requirements and the individual option expiration dates. However, the Fund may rebalance its option portfolio on a more frequent basis for a number of reasons such as market volatility renders the protection provided by the option strategy ineffective or an option position has appreciated to the point that it is prudent to decrease the Fund's exposure and realize gains for the Fund's shareholders. While the option overlay is intended to improve the Fund's performance, there is no guarantee that it will do so.

If the Adviser determines that purchasing options is not a cost-effective way to implement the overlay strategy, it may employ options spreads. For example, in a call option spread intended to acquire convexity, the Fund purchases a call option while writing a call option that is further out of the money to partially offset the cost of the purchased option. To generate additional income, the Fund employs an exchange traded and over-the-counter ("OTC") option spread writing strategy on equity, fixed income, volatility, commodity, and currency ETFs and exchange traded products ("ETPs"). In these income-seeking option spreads, the Fund writes a call or put option while purchasing a call or put option that is further out of the money to partially offset the risk of the cost of the written option.

"Convexity" in the Fund's name is a reference to the mathematical term convexity. The Fund's returns are intended to possess convexity because the relationship between the Fund's returns and market returns is not designed to be linear. That is, if market returns go up and down in a linear fashion, the Fund's returns are expected to rise faster than the market in positive markets; while declining less than the market in negative markets. The value of the Fund's call options is expected to rise in proportion to the rise in value of the underlying assets, but the amount by which the Fund's options increase or decrease in value depends on how far the market has moved from the time the options position was initiated. The value of the Fund's call options may rise faster than the market if the Adviser successfully selects options that appreciate in value. Otherwise stated, the term "convexity" in the Fund's name refers to the intended non-linear nature between the Fund's and the market returns; it does not refer to the concept of "bond convexity," which is a measure of the non-linear relationship between bond duration and changes in interest rates.

The Adviser may invest in affiliated money market ETFs to manage liquidity or to pledge as collateral for derivatives.

Principal Investment Risks: *As with all funds, there is the risk that you could lose money through your investment in the Fund. Many factors affect the Fund's net asset value and price of shares and performance.*

The following describes the principal risks the Fund bears with respect to its investments. As with any fund, there is no guarantee that the Fund will achieve its goal.

Active Management Risk. The Fund is subject to the risk that the investment management strategy may not produce the intended results and may negatively impact Fund performance. The adviser's overlay strategy will not fully protect the Fund from declines in the market.

Commodity Risk. Investments linked to commodity derivatives can be highly volatile compared to investments in traditional securities, and funds holding instruments linked to commodity derivatives may experience large losses. The value of instruments linked to commodity derivatives may be affected by market movements, commodity benchmarks, volatility, changes in interest rates, or factors affecting a particular industry, or commodity.

Currency Risk. The Fund holds investments that provide exposure to certain currencies, currency exchange rates or interest rates denominated in such currencies. Changes in currency exchange rates and the relative value of currencies will affect the value of the Fund's investment and the value of Fund shares. Currency exchange rates can be very volatile and can change quickly and unpredictably. As a result, the value of an investment in the Fund may change quickly and without warning and your investment in the Fund may experience losses

Derivatives Risk. Options are a derivative investment. The use of derivative instruments involves risks different from, or possibly greater than, the risks associated with investing directly in securities and other traditional investments. These risks include (i) the risk that the counterparty to a derivative transaction may not fulfill its contractual obligations; (ii) risk of mispricing or improper valuation; and (iii) the risk that changes in the value of the derivative may not correlate perfectly with the underlying asset, rate or index. Derivative prices are highly volatile and may fluctuate substantially during a short period of time. Such prices are influenced by numerous factors that affect the markets, including, but not limited to: changing supply and demand relationships; government programs and policies; national and international political and economic events, changes in interest rates, inflation and deflation and changes in supply and demand relationships. Trading derivative instruments involves risks different from, or possibly greater than, the risks associated with investing directly in securities.

Early Close/Trading Halt Risk. An exchange or market may close or issue trading halts on specific securities, or the ability to buy or sell certain securities or financial instruments may be restricted, which may prevent the Fund from buying or selling certain securities or financial instruments. In these circumstances, the Fund may be unable to rebalance its portfolio, may be unable to accurately price its investments and may incur substantial trading losses.

Equity Securities Risk. The net asset value of the Fund will fluctuate based on changes in the value of the U.S. equity securities held by the Fund. Equity prices can fall rapidly in response to developments affecting a specific company or industry, or to changing economic, political or market conditions.

ETF Structure Risks: The Fund is structured as an ETF and will invest in underlying ETFs. As a result, the Fund is subject to special risks, including:

- *Not Individually Redeemable.* The Fund's shares ("Shares") are not redeemable by retail investors and may be redeemed only by authorized participants ("Authorized Participants") at net asset value ("NAV") and only in Creation Units. A retail investor generally incurs brokerage costs when selling shares.
- *Trading Issues.* Trading in Shares on the NYSE Arca, Inc. (the "Exchange") may be halted due to market conditions or for reasons that, in the view of the Exchange, make trading in Shares inadvisable, such as extraordinary market volatility. There can be no assurance that Shares will continue to meet the listing requirements of the Exchange which may result in the Shares being delisted. An active trading market for the Shares may not be developed or maintained. If the Shares are traded outside a collateralized settlement system, the number of financial institutions that can act as Authorized Participants that can post collateral on an agency basis is limited, which may limit the market for the Shares.
- *Market Price Variance Risk.* The market prices of Shares will fluctuate in response to changes in NAV and supply and demand for Shares and will include a "bid-ask spread" charged by the exchange specialists, market makers or other participants that trade the Shares. There may be times when the market price and the NAV vary significantly. This means that Shares may trade at a discount to NAV.

- In times of market stress, market makers may step away from their role market making in the Shares and in executing trades, which can lead to differences between the market value of the Shares and the Fund's NAV.
- The market price of the Shares may deviate from the Fund's NAV, particularly during times of market stress, with the result that investors may pay significantly more or significantly less the Shares than the Fund's NAV, which is reflected in the bid and ask price for the Shares or in the closing price.
- In stressed market conditions, the market for the Shares may become less liquid in response to the deteriorating liquidity of the Fund's portfolio. This adverse effect on the liquidity of the Shares may, in turn, lead to differences between the market value of the Shares and the Fund's NAV.
- *Authorized Participant Risk.* Only an Authorized Participant may engage in creation or redemption transactions directly with the Fund. The Fund has a limited number of institutions that may act as an Authorized Participant on an agency basis (i.e., on behalf of other market participants). To the extent that Authorized Participants exit the business or are unable to proceed with creation or redemption orders with respect to the Fund and no other Authorized Participant is able to step forward to create or redeem Creation Units, Fund shares may be more likely to trade at a premium or discount to net asset value and possibly face trading halts or delisting. Authorized Participant concentration risk may be heightened for securities or instruments that have lower trading volumes.

Fixed Income Risk. When the Fund invests in fixed income linked options, the value of your investment in the Fund will fluctuate with changes in interest rates. Typically, a rise in interest rates causes a decline in the value of fixed income securities. In general, the market price of fixed income securities with longer maturities will increase or decrease more in response to changes in interest rates than shorter-term securities.

Large Capitalization Risk. Large-capitalization companies may be less able than smaller capitalization companies to adapt to changing market conditions. Large-capitalization companies may be more mature and subject to more limited growth potential compared with smaller capitalization companies. During different market cycles, the performance of large capitalization companies has trailed the overall performance of the broader securities markets.

Leverage Risk. The use of leverage by the Fund, such as the use of options, will cause the Fund to incur additional expenses and magnify the Fund's gains or losses.

Market and Geopolitical Risk. The increasing interconnectivity between global economies and financial markets increases the likelihood that events or conditions in one region or financial market may adversely impact issuers in a different country, region or financial market. Securities in the Fund's portfolio may underperform due to inflation (or expectations for inflation), interest rates, global demand for particular products or resources, climate change or climate related events, natural disasters, pandemics, epidemics, terrorism, international conflicts, regulatory events and governmental or quasi-governmental actions. The occurrence of global events similar to those in recent years may result in market volatility and may have long term effects on both the U.S. and global financial markets.

Option Risk. As the buyer of a put or call option, the Fund risks losing the entire premium invested in the option if the Fund does not exercise the option. Call spreads will limit the Fund's participation in significant market gains.

Over-the-Counter Market Risk. Securities and options traded in over-the-counter markets may trade less frequently and in limited volumes and thus exhibit more volatility and liquidity risk, and the prices paid by the Fund in over-the-counter transactions may include an undisclosed dealer markup. The Fund is also exposed to default by the over-the-counter option writer who may be unwilling or unable to perform its contractual obligations to the Fund.

Small and Medium Capitalization Risk. The earnings and prospects of small and medium sized companies are more volatile than larger companies and may experience higher failure rates than larger companies. Small and medium sized companies normally have a lower trading volume than larger companies, which may tend to make their market price fall more disproportionately than larger companies in response to selling pressures and may have limited markets, product lines, or financial resources and lack management experience.

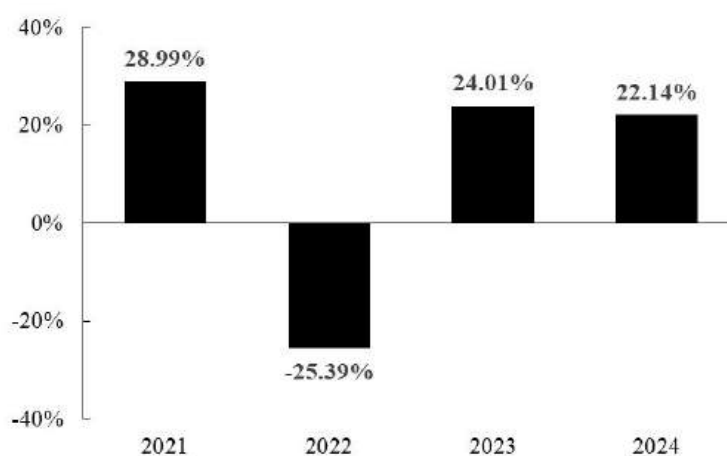
Underlying Fund Risk. ETFs in which the Fund invests are subject to investment advisory and other expenses, which will be indirectly paid by the Fund. As a result, the cost of investing in the Fund will be higher than the cost of investing directly in the ETFs and may be higher than other funds that invest directly in stocks and bonds. Each of the ETFs is subject to its own specific risks, but the adviser expects the principal investments risks of such ETFs will be similar to the risks of investing in the Fund.

Affiliated Money Market ETF Conflict of Interest Risk. Because the Fund may invest in an affiliated ETF, the Adviser is subject to conflicts of interest in allocating the Fund's assets to the affiliated ETF. The Adviser will receive more revenue to the extent it selects an affiliated ETF rather than an unaffiliated ETF for inclusion in the Fund's portfolio.

Volatility Risk. Significant short-term price movements could adversely impact the performance of the Fund. The Fund's performance may be volatile, which means that the Fund's performance may be subject to substantial short-term changes up or down.

Turnover Rate Risk. The Fund may have portfolio turnover rates significantly in excess of 100%. Increased Portfolio Turnover causes the Fund to incur higher brokerage costs, which may adversely affect the Fund's performance and may produce increased taxable distributions.

Performance: The following performance information provides some indication of the risks of investing in the Fund. The bar chart shows changes in the Fund's performance from year to year. The table shows how the Fund's average annual total returns compare to those of a broad-based securities market index. The Fund's past performance (before and after taxes) is not necessarily an indication of how the Fund will perform in the future. Updated performance information is available at no cost by visiting www.simplify.us/etfs or by calling 1 (855) 772-8488.



During the periods shown in the bar chart above, the Fund's highest quarterly return was 13.71% (quarter ended March 31, 2024) and the Fund's lowest quarterly return was -16.24% (quarter ended June 30, 2022). The calendar year-to-date total return of the Fund as of September 30, 2025 was 15.59%.

Average Annual Total Returns for the Periods Ended December 31, 2024

	1 Year	Since Inception (9/3/20)
Return Before Taxes	22.14%	11.14%
Return After Taxes on Distributions	21.63%	10.67%
Return After Taxes on Distributions and Sale of Fund Shares	13.10%	8.63%
S&P 500 Index (reflects no deduction for fees, expenses or taxes)	15.16%	14.62%

After-tax returns are calculated using the historical highest individual federal marginal income tax rates during the period covered by the table above and do not reflect the impact of state and local taxes. Actual after-tax returns depend on an investor's tax situation and may differ from those shown. After-tax returns shown are not relevant to investors who hold shares through tax-advantaged arrangements, such as 401(k) plans or individual retirement accounts.

Investment Adviser: Simplify Asset Management Inc. (the "Adviser").

Portfolio Managers: David Berns, Chief Investment Officer of the Adviser; Emilio Freire, Portfolio Manager of the Adviser; and Jeff Schwarte, Chief Equity Strategist of the Adviser serve as portfolio managers of the Fund. Dr. Berns has served the Fund as a portfolio manager since it commenced operations in September 2020. Mr. Schwarte has served the Fund as a portfolio manager since November 2024. Mr. Freire has served the Fund as a portfolio manager since October 2025. Dr. Berns, Mr. Freire and Mr. Schwarte are jointly and primarily responsible for the management of the Fund.

Purchase and Sale of Fund Shares: The Fund will issue and redeem Shares at NAV only in large blocks of 25,000 Shares (each block of Shares is called a "Creation Unit"). Creation Units are issued and redeemed primarily in-kind for securities but may include cash. Individual Shares may only be purchased and sold in secondary market transactions through brokers. Except when aggregated in Creation Units in transactions with Authorized Participants, the Shares are not redeemable securities of the Fund.

Shares of the Fund are listed for trading on the Exchange and trade at market prices rather than NAV. Shares of the Fund may trade at a price that is greater than, at, or less than NAV. An investor may incur costs attributable to the difference between the highest price a buyer is willing to pay to purchase shares of the Fund (bid) and the lowest price a seller is willing to accept for shares of the Fund (ask) when buying or selling shares in the secondary market. Recent information on the Fund's NAV, market price, premiums and discounts, and bid-ask spreads is available at www.simplify.us/etfs.

Tax Information: The Fund's distributions generally will be taxable as ordinary income or long-term capital gains. A sale of Shares may result in capital gain or loss.

Payments to Broker-Dealers and Other Financial Intermediaries: If you purchase the Fund through a broker-dealer or other financial intermediary (such as a bank), the Fund and its related companies may pay the intermediary for the sale of Fund shares and related services. These payments may create a conflict of interest by influencing the broker-dealer or other intermediary and your salesperson to recommend the Fund over another investment. Ask your salesperson or visit your financial intermediary's website for more information.

FUND SUMMARY – SIMPLIFY US EQUITY PLUS DOWNSIDE CONVEXITY ETF

Investment Objective: The Simplify US Equity PLUS Downside Convexity ETF (the “Fund” or “SPD”) seeks long-term capital appreciation.

Fees and Expenses of the Fund: This table describes the fees and expenses that you may pay if you buy, sell, and hold shares of the Fund. **You may pay other fees, such as brokerage commissions and other fees to financial intermediaries on the purchase and sale of Fund shares, which are not reflected in the tables and examples below.**

Annual Fund Operating Expenses (expenses that you pay each year as a percentage of the value of your investment)	
Management Fees	0.50%
Distribution and Service (12b-1) Fees	0.00%
Other Expenses	0.00%
Acquired Fund Fees and Expenses ⁽¹⁾	0.03%
Total Annual Fund Operating Expenses	0.53%

(1) Acquired Fund Fees and Expenses are the indirect costs of investing in other investment companies. The operating expenses in this fee table do not correlate to the expense ratio in the Fund’s financial highlights because the financial statements include only the direct operating expenses incurred by the Fund.

Example: This Example is intended to help you compare the cost of investing in the Fund with the cost of investing in other funds.

The Example assumes that you invest \$10,000 in the Fund for the time periods indicated and then redeem all of your shares at the end of those periods. The Example also assumes that your investment has a 5% return each year and that the Fund’s operating expenses remain the same. Although your actual costs may be higher or lower, based upon these assumptions your costs would be:

1 Year	3 Years	5 Years	10 Years
\$54	\$170	\$296	\$665

Portfolio Turnover: The Fund pays transaction costs, such as commissions, when it buys and sells securities (or “turns over” its portfolio). A higher portfolio turnover rate may indicate higher transaction costs and may result in higher taxes when Fund shares are held in a taxable account. These costs, which are not reflected in annual fund operating expenses or in the Example, affect the Fund’s performance. During the most recent fiscal year, the Fund’s portfolio turnover rate was 13% of the average value of its portfolio.

Principal Investment Strategies: The Adviser seeks to achieve the Fund’s investment objective by investing primarily in equity securities of U.S. companies and applying a downside convexity option overlay strategy to the equity investments.

U.S. Equity Strategy

The Fund has adopted a non-fundamental policy that, under normal circumstances, the Fund invests at least 80% of its net assets (plus any borrowings for investment purposes) in equity securities of U.S. companies, primarily by purchasing exchange-traded funds (“ETFs”). The Adviser does not frequently trade U.S. equities but seeks to maintain consistent exposure to the U.S. equity market.

Downside Convexity Option Overlay Strategy

Up to twenty percent of the Fund’s net assets will be subject to the Fund’s downside convexity option overlay. The downside convexity option overlay strategy includes purchasing exchange-traded and over-the-counter (“OTC”) put options on the S&P 500 Index or an S&P 500 Index ETF. When the Fund purchases a put option, the Fund has the right, but not the obligation, to sell a stock or other asset at a specified price (strike price) within a specific time period.

The downside convexity option overlay is a strategic, persistent exposure meant to hedge against market moves and is intended to add convexity to the Fund. If the market goes down, the Fund’s returns may fall less than the market because the Adviser will sell or exercise the put options. The Adviser selects options based upon its evaluation of relative value based on cost, strike price (price that the option can be bought or sold by the option holder) and maturity (the last date the option contract is valid) and will exercise or close the options based on maturity or portfolio rebalancing requirements. The Fund anticipates purchasing and selling options on a monthly, quarterly, and annual basis, depending upon the Fund’s rebalancing requirements and the individual option expiration dates. However, the Fund may rebalance its option portfolio on a more frequent basis for a number of reasons such as market volatility renders the protection provided by the option strategy ineffective or an option position has appreciated to the point that it is prudent to decrease the Fund’s exposure and realize gains for the Fund’s shareholders. While the downside convexity option overlay is intended to protect the Fund from losses, there is no guarantee that it will be able to protect the Fund from losses.

If the Adviser determines that purchasing put options is not a cost-effective way to implement the overlay strategy, it may employ option spreads. In a put option spread intended to acquire convexity, the Fund purchases a put option while writing a put option that is further out of the money to partially offset the cost of the purchased option. To generate additional income, the Fund employs an exchange-traded and over-the-counter (“OTC”) option spread writing strategy on equity, fixed income, volatility, commodity, and currency ETFs and exchange traded products (“ETPs”). In these income-seeking option spreads, the Fund writes a call or put option while purchasing a call or put option that is further out of the money to partially offset the risk of the cost of the written option.

“Convexity” in the Fund’s name is a reference to the mathematical term convexity. The Fund’s losses, if any, are anticipated to show convexity because the relationship between the Fund’s and market declines is not designed to be linear. That is, if markets decline in a linear fashion, the Fund’s returns are expected to decline slower than the market. Otherwise stated, the term “convexity” in the Fund’s name refers to the intended non-linear nature between the Fund’s and the market returns; it does not refer to the concept of “bond convexity,” which is a measure of the non-linear relationship between bond duration and changes in interest rates.

The Adviser may invest in affiliated money market ETFs to manage liquidity or to pledge as collateral for derivatives.

Principal Investment Risks: *As with all funds, there is the risk that you could lose money through your investment in the Fund. Many factors affect the Fund’s net asset value and price of shares and performance.*

The following describes the principal risks the Fund bears with respect to its investments. As with any fund, there is no guarantee that the Fund will achieve its goal.

Active Management Risk. The Fund is subject to the risk that the investment management strategy may not produce the intended results and may negatively impact Fund performance. The adviser’s overlay strategy will not fully protect the Fund from declines in the market.

Commodity Risk. Investments linked to commodity derivatives can be highly volatile compared to investments in traditional securities, and funds holding instruments linked to commodity derivatives may experience large losses. The value of instruments linked to commodity derivatives may be affected by market movements, commodity benchmarks, volatility, changes in interest rates, or factors affecting a particular industry, or commodity.

Currency Risk. The Fund holds investments that provide exposure to certain currencies, currency exchange rates or interest rates denominated in such currencies. Changes in currency exchange rates and the relative value of currencies will affect the value of the Fund's investment and the value of Fund shares. Currency exchange rates can be very volatile and can change quickly and unpredictably. As a result, the value of an investment in the Fund may change quickly and without warning and your investment in the Fund may experience losses.

Derivatives Risk. Options are a derivative investment. The use of derivative instruments involves risks different from, or possibly greater than, the risks associated with investing directly in securities and other traditional investments. These risks include (i) the risk that the counterparty to a derivative transaction may not fulfill its contractual obligations; (ii) risk of mispricing or improper valuation; and (iii) the risk that changes in the value of the derivative may not correlate perfectly with the underlying asset, rate or index. Derivative prices are highly volatile and may fluctuate substantially during a short period of time. Such prices are influenced by numerous factors that affect the markets, including, but not limited to: changing supply and demand relationships; government programs and policies; national and international political and economic events, changes in interest rates, inflation and deflation and changes in supply and demand relationships. Trading derivative instruments involves risks different from, or possibly greater than, the risks associated with investing directly in securities.

Early Close/Trading Halt Risk. An exchange or market may close or issue trading halts on specific securities, or the ability to buy or sell certain securities or financial instruments may be restricted, which may prevent the Fund from buying or selling certain securities or financial instruments. In these circumstances, the Fund may be unable to rebalance its portfolio, may be unable to accurately price its investments and may incur substantial trading losses.

Equity Securities Risk. The net asset value of the Fund will fluctuate based on changes in the value of the U.S. equity securities held by the Fund. Equity prices can fall rapidly in response to developments affecting a specific company or industry, or to changing economic, political or market conditions.

ETF Structure Risks: The Fund is structured as an ETF and will invest in underlying ETFs. As a result, the Fund is subject to special risks, including:

- *Not Individually Redeemable.* The Fund's shares ("Shares") are not redeemable by retail investors and may be redeemed only by authorized participants ("Authorized Participants") at net asset value ("NAV") and only in Creation Units. A retail investor generally incurs brokerage costs when selling shares.
- *Trading Issues.* Trading in Shares on the NYSE Arca, Inc. (the "Exchange") may be halted due to market conditions or for reasons that, in the view of the Exchange, make trading in Shares inadvisable, such as extraordinary market volatility. There can be no assurance that Shares will continue to meet the listing requirements of the Exchange which may result in the Shares being delisted. An active trading market for the Shares may not be developed or maintained. If the Shares are traded outside a collateralized settlement system, the number of financial institutions that can act as Authorized Participants that can post collateral on an agency basis is limited, which may limit the market for the Shares.

- *Market Price Variance Risk.* The market prices of Shares will fluctuate in response to changes in NAV and supply and demand for Shares and will include a “bid-ask spread” charged by the exchange specialists, market makers or other participants that trade the Shares. There may be times when the market price and the NAV vary significantly. This means that Shares may trade at a discount to NAV.
 - In times of market stress, market makers may step away from their role market making in the Shares and in executing trades, which can lead to differences between the market value of the Shares and the Fund’s NAV.
 - The market price of the Shares may deviate from the Fund’s NAV, particularly during times of market stress, with the result that investors may pay significantly more or significantly less the Shares than the Fund’s NAV, which is reflected in the bid and ask price for the Shares or in the closing price.
 - In stressed market conditions, the market for the Shares may become less liquid in response to the deteriorating liquidity of the Fund’s portfolio. This adverse effect on the liquidity of the Shares may, in turn, lead to differences between the market value of the Shares and the Fund’s NAV.
- *Authorized Participant Risk.* Only an Authorized Participant may engage in creation or redemption transactions directly with the Fund. The Fund has a limited number of institutions that may act as an Authorized Participant on an agency basis (i.e., on behalf of other market participants). To the extent that Authorized Participants exit the business or are unable to proceed with creation or redemption orders with respect to the Fund and no other Authorized Participant is able to step forward to create or redeem Creation Units, Fund shares may be more likely to trade at a premium or discount to net asset value and possibly face trading halts or delisting. Authorized Participant concentration risk may be heightened for securities or instruments that have lower trading volumes.

Fixed Income Risk. When the Fund invests in fixed income linked options, the value of your investment in the Fund will fluctuate with changes in interest rates. Typically, a rise in interest rates causes a decline in the value of fixed income securities. In general, the market price of fixed income securities with longer maturities will increase or decrease more in response to changes in interest rates than shorter-term securities.

Large Capitalization Risk. Large-capitalization companies may be less able than smaller capitalization companies to adapt to changing market conditions. Large-capitalization companies may be more mature and subject to more limited growth potential compared with smaller capitalization companies. During different market cycles, the performance of large capitalization companies has trailed the overall performance of the broader securities markets.

Leverage Risk. The use of leverage by the Fund, such as the use of options, will cause the Fund to incur additional expenses and magnify the Fund’s gains or losses.

Market and Geopolitical Risk. The increasing interconnectivity between global economies and financial markets increases the likelihood that events or conditions in one region or financial market may adversely impact issuers in a different country, region or financial market. Securities in the Fund’s portfolio may underperform due to inflation (or expectations for inflation), interest rates, global demand for particular products or resources, climate change or climate related events, natural disasters, pandemics, epidemics, terrorism, international conflicts, regulatory events and governmental or quasi-governmental actions. The occurrence of global events similar to those in recent years may result in market volatility and may have long term effects on both the U.S. and global financial markets.

Option Risk. As the buyer of a put option, the Fund risks losing the entire premium invested in the option if the Fund does not exercise the option. Put spreads provide only limited protection when there are significant market declines.

Over-the-Counter Market Risk. Securities and options traded in over-the-counter markets may trade less frequently and in limited volumes and thus exhibit more volatility and liquidity risk, and the prices paid by the Fund in over-the-counter transactions may include an undisclosed dealer markup. The Fund is also exposed to default by the over-the-counter option writer who may be unwilling or unable to perform its contractual obligations to the Fund.

Small and Medium Capitalization Risk. The earnings and prospects of small and medium sized companies are more volatile than larger companies and may experience higher failure rates than larger companies. Small and medium sized companies normally have a lower trading volume than larger companies, which may tend to make their market price fall more disproportionately than larger companies in response to selling pressures and may have limited markets, product lines, or financial resources and lack management experience.

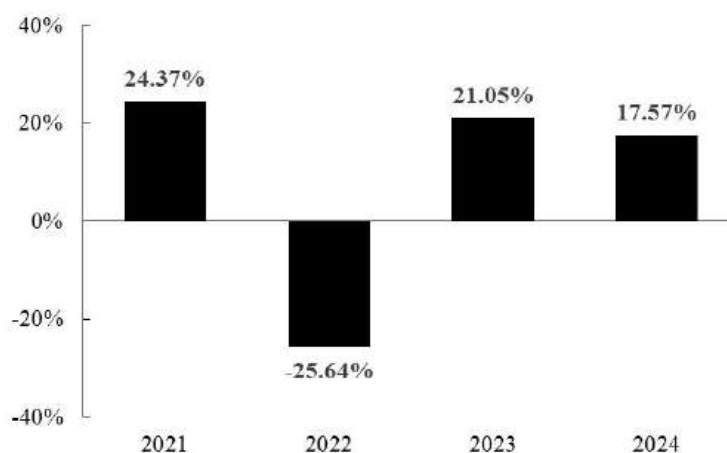
Underlying Fund Risk. ETFs in which the Fund invests are subject to investment advisory and other expenses, which will be indirectly paid by the Fund. As a result, the cost of investing in the Fund will be higher than the cost of investing directly in the ETFs and may be higher than other funds that invest directly in stocks and bonds. Each of the ETFs is subject to its own specific risks, but the adviser expects the principal investments risks of such ETFs will be similar to the risks of investing in the Fund.

Affiliated Money Market ETF Conflict of Interest Risk. Because the Fund may invest in an affiliated ETF, the Adviser is subject to conflicts of interest in allocating the Fund's assets to the affiliated ETF. The Adviser will receive more revenue to the extent it selects an affiliated ETF rather than an unaffiliated ETF for inclusion in the Fund's portfolio.

Volatility Risk. Significant short-term price movements could adversely impact the performance of the Fund. The Fund's performance may be volatile, which means that the Fund's performance may be subject to substantial short-term changes up or down.

Turnover Rate Risk. The Fund may have portfolio turnover rates significantly in excess of 100%. Increased Portfolio Turnover causes the Fund to incur higher brokerage costs, which may adversely affect the Fund's performance and may produce increased taxable distributions.

Performance: The following performance information provides some indication of the risks of investing in the Fund. The bar chart shows changes in the Fund's performance from year to year. The table shows how the Fund's average annual total returns compare to those of a broad-based securities market index. The Fund's past performance (before and after taxes) is not necessarily an indication of how the Fund will perform in the future. Updated performance information is available at no cost by visiting www.simplify.us/etfs or by calling 1 (855) 772-8488.



During the periods shown in the bar chart above, the Fund's highest quarterly return was 10.00% (quarter ended December 31, 2023) and the Fund's lowest quarterly return was -14.61% (quarter ended June 30, 2022). The calendar year-to-date total return of the Fund as of September 30, 2025 was 18.82%.

Average Annual Total Returns for the Periods Ended December 31, 2024

	1 Year	Since Inception (9/3/20)
Return Before Taxes	17.57%	8.47%
Return After Taxes on Distributions	17.02%	7.96%
Return After Taxes on Distributions and Sale of Fund Shares	10.40%	6.45%
S&P 500 Index (reflects no deduction for fees, expenses or taxes)	15.16%	14.62%

After-tax returns are calculated using the historical highest individual federal marginal income tax rates during the period covered by the table above and do not reflect the impact of state and local taxes. Actual after-tax returns depend on an investor's tax situation and may differ from those shown. After-tax returns shown are not relevant to investors who hold shares through tax-advantaged arrangements, such as 401(k) plans or individual retirement accounts.

Investment Adviser: Simplify Asset Management Inc. (the "Adviser")

Portfolio Managers: David Berns, Chief Investment Officer of the Adviser; Emilio Freire, Portfolio Manager of the Adviser; and Jeff Schwarte, Chief Equity Strategist of the Adviser serve as portfolio managers of the Fund. Dr. Berns has served the Fund as a portfolio manager since it commenced operations in September 2020. Mr. Freire has served the Fund as a portfolio manager since October 2025. Dr. Berns, Mr. Freire and Mr. Schwarte are jointly and primarily responsible for the management of the Fund.

Purchase and Sale of Fund Shares: The Fund will issue and redeem Shares at NAV only in large blocks of 25,000 Shares (each block of Shares is called a "Creation Unit"). Creation Units are issued and redeemed primarily in-kind for securities, but may include cash. Individual Shares may only be purchased and sold in secondary market transactions through brokers. Except when aggregated in Creation Units in transactions with Authorized Participants, the Shares are not redeemable securities of the Fund.

Shares of the Fund are listed for trading on the Exchange and trade at market prices rather than NAV. Shares of the Fund may trade at a price that is greater than, at, or less than NAV. An investor may incur costs attributable to the difference between the highest price a buyer is willing to pay to purchase shares of the Fund (bid) and the lowest price a seller is willing to accept for shares of the Fund (ask) when buying or selling shares in the secondary market. Recent information on the Fund's NAV, market price, premiums and discounts, and bid-ask spreads is available at www.simplify.us/etfs.

Tax Information: The Fund's distributions generally will be taxable as ordinary income or long-term capital gains. A sale of Shares may result in capital gain or loss.

Payments to Broker-Dealers and Other Financial Intermediaries: If you purchase the Fund through a broker-dealer or other financial intermediary (such as a bank), the Fund and its related companies may pay the intermediary for the sale of Fund shares and related services. These payments may create a conflict of interest by influencing the broker-dealer or other intermediary and your salesperson to recommend the Fund over another investment. Ask your salesperson or visit your financial intermediary's website for more information.

FUND SUMMARY – SIMPLIFY US EQUITY PLUS UPSIDE CONVEXITY ETF

Investment Objective: The Simplify US Equity PLUS Upside Convexity ETF (the “Fund” or “SPUC”) seeks long-term capital appreciation.

Fees and Expenses of the Fund: This table describes the fees and expenses that you may pay if you buy, sell and hold shares of the Fund. **You may pay other fees, such as brokerage commissions and other fees to financial intermediaries on the purchase and sale of Fund shares, which are not reflected in the tables and examples below.**

Annual Fund Operating Expenses (expenses that you pay each year as a percentage of the value of your investment)	
Management Fees	0.50%
Distribution and Service (12b-1) Fees	0.00%
Other Expenses	0.00%
Acquired Fund Fees and Expenses ⁽¹⁾	0.03%
Total Annual Fund Operating Expenses	0.53%

(1) Acquired Fund Fees and Expenses are the indirect costs of investing in other investment companies. The operating expenses in this fee table do not correlate to the expense ratio in the Fund’s financial highlights because the financial statements include only the direct operating expenses incurred by the Fund.

Example: This Example is intended to help you compare the cost of investing in the Fund with the cost of investing in other funds.

The Example assumes that you invest \$10,000 in the Fund for the time periods indicated and then redeem all of your shares at the end of those periods. The Example also assumes that your investment has a 5% return each year and that the Fund’s operating expenses remain the same. Although your actual costs may be higher or lower, based upon these assumptions your costs would be:

1 Year	3 Years	5 Years	10 Years
\$54	\$170	\$296	\$665

Portfolio Turnover: The Fund pays transaction costs, such as commissions, when it buys and sells securities (or “turns over” its portfolio). A higher portfolio turnover rate may indicate higher transaction costs and may result in higher taxes when Fund shares are held in a taxable account. These costs, which are not reflected in annual fund operating expenses or in the Example, affect the Fund’s performance. During the most recent fiscal year, the Fund’s portfolio turnover rate was 94% of the average value of its portfolio.

Principal Investment Strategies: The Adviser seeks to achieve the Fund’s investment objective by investing primarily in equity securities of U.S. companies and applying an upside convexity option overlay strategy to the equity investments.

U.S. Equity Strategy

The Fund has adopted a non-fundamental policy that, under normal circumstances, the Fund invests at least 80% of its net assets (plus any borrowings for investment purposes) in equity securities of U.S. companies, primarily by purchasing exchange-traded funds (“ETFs”). The Adviser does not frequently trade U.S. equities but seeks to maintain consistent exposure to the U.S. equity market.

Upside Convexity Option Overlay Strategy

Up to twenty percent of the Fund's assets will be subject to the Fund's upside convexity option overlay. The upside convexity option overlay strategy includes purchasing exchange-traded and over-the-counter ("OTC") call options on the S&P 500 Index or an S&P 500 Index ETF. When the Fund purchases a call option, the Fund has the right, but not the obligation, to buy a stock or other asset at a specified price (strike price) within a specific time period. The Fund decides whether to purchase put or call options based on a number of factors such as strike prices and expiration date.

The upside convexity option overlay strategy is a strategic, persistent exposure meant to hedge against market moves and is intended to add convexity to the Fund. If the market goes up, the Fund's returns may outperform the market because the Adviser will sell or exercise the call options. The Adviser selects options based upon its evaluation of relative value based on cost, strike price (price that the option can be bought or sold by the option holder) and maturity (the last date the option contract is valid) and will exercise or close the options based on maturity or portfolio rebalancing requirements. The Fund anticipates purchasing and selling options on a monthly, quarterly, and annual basis, depending upon the Fund's rebalancing requirements and the individual option expiration dates. However, the Fund may rebalance its option portfolio on a more frequent basis for a number of reasons such as market volatility renders the protection provided by the option strategy ineffective or an option position has appreciated to the point that it is prudent to decrease the Fund's exposure and realize gains for the Fund's shareholders. While the upside convexity option overlay is intended to improve the Fund's performance, there is no guarantee that it will improve performance.

If the Adviser determines that purchasing options is not a cost-effective way to implement the overlay strategy, it may employ options spreads. In a call option spread intended to acquire convexity, the Fund purchases a call option while writing a call option that is further out of the money to partially offset the cost of the purchased option. To generate additional income, the Fund employs an exchange-traded and over-the-counter ("OTC") option spread writing strategy on equity, fixed income, volatility, commodity, and currency ETFs and exchange traded products ("ETPs"). In these income-seeking option spreads, the Fund writes a call or put option while purchasing a call or put option that is further out of the money to partially offset the risk of the cost of the written option.

"Convexity" in the Fund's name is a reference to the mathematical term convexity. The Fund's returns are anticipated to show convexity because the relationship between the Fund's returns and market returns is not designed to be linear. That is, if market returns go up in a linear fashion, the Fund's returns are expected to rise faster than the market. The value of the Fund's call options is expected to rise in proportion to the rise in value of the underlying assets, but the amount by which the Fund's options increase or decrease in value depends on how far the market has moved from the time the options position was initiated. The value of the Fund's call options may rise faster than the market if the Adviser successfully selects options that appreciate in value. Otherwise stated, the term "convexity" in the Fund's name refers to the intended non-linear nature between the Fund's and the market returns; it does not refer to the concept of "bond convexity," which is a measure of the non-linear relationship between bond duration and changes in interest rates.

The Adviser may invest in affiliated money market ETFs to manage liquidity or to pledge as collateral for derivatives.

Principal Investment Risks: *As with all funds, there is the risk that you could lose money through your investment in the Fund. Many factors affect the Fund's net asset value and price of shares and performance.*

The following describes the principal risks the Fund bears with respect to its investments. As with any fund, there is no guarantee that the Fund will achieve its goal.

Active Management Risk. The Fund is subject to the risk that the investment management strategy may not produce the intended results and may negatively impact Fund performance. The Adviser's overlay strategy will not fully protect the Fund from declines in the market.

Commodity Risk. Investments linked to commodity derivatives can be highly volatile compared to investments in traditional securities, and funds holding instruments linked to commodity derivatives may experience large losses. The value of instruments linked to commodity derivatives may be affected by market movements, commodity benchmarks, volatility, changes in interest rates, or factors affecting a particular industry, or commodity.

Currency Risk. The Fund holds investments that provide exposure to certain currencies, currency exchange rates or interest rates denominated in such currencies. Changes in currency exchange rates and the relative value of currencies will affect the value of the Fund's investment and the value of Fund shares. Currency exchange rates can be very volatile and can change quickly and unpredictably. As a result, the value of an investment in the Fund may change quickly and without warning and your investment in the Fund may experience losses.

Derivatives Risk. Options are a derivative investment. The use of derivative instruments involves risks different from, or possibly greater than, the risks associated with investing directly in securities and other traditional investments. These risks include (i) the risk that the counterparty to a derivative transaction may not fulfill its contractual obligations; (ii) risk of mispricing or improper valuation; and (iii) the risk that changes in the value of the derivative may not correlate perfectly with the underlying asset, rate or index. Derivative prices are highly volatile and may fluctuate substantially during a short period of time. Such prices are influenced by numerous factors that affect the markets, including, but not limited to: changing supply and demand relationships; government programs and policies; national and international political and economic events, changes in interest rates, inflation and deflation and changes in supply and demand relationships. Trading derivative instruments involves risks different from, or possibly greater than, the risks associated with investing directly in securities.

Early Close/Trading Halt Risk. An exchange or market may close or issue trading halts on specific securities, or the ability to buy or sell certain securities or financial instruments may be restricted, which may prevent the Fund from buying or selling certain securities or financial instruments. In these circumstances, the Fund may be unable to rebalance its portfolio, may be unable to accurately price its investments and may incur substantial trading losses.

Equity Securities Risk. The net asset value of the Fund will fluctuate based on changes in the value of the U.S. equity securities held by the Fund. Equity prices can fall rapidly in response to developments affecting a specific company or industry, or to changing economic, political or market conditions.

ETF Structure Risks. The Fund is structured as an ETF and will invest in underlying ETFs. As a result, the Fund is subject to special risks, including:

- *Not Individually Redeemable.* The Fund's shares ("Shares") are not redeemable by retail investors and may be redeemed only by authorized participants ("Authorized Participants") at net asset value ("NAV") and only in Creation Units. A retail investor generally incurs brokerage costs when selling shares.
- *Trading Issues.* Trading in Shares on the NYSE Arca, Inc. (the "Exchange") may be halted due to market conditions or for reasons that, in the view of the Exchange, make trading in Shares inadvisable, such as extraordinary market volatility. There can be no assurance that Shares will continue to meet the listing requirements of the Exchange which may result in the Shares being delisted. An active trading market for the Shares may not be developed or maintained. If the Shares are traded outside a collateralized settlement system, the number of financial institutions that can act as Authorized Participants that can post collateral on an agency basis is limited, which may limit the market for the Shares.
- *Market Price Variance Risk.* The market prices of Shares will fluctuate in response to changes in NAV and supply and demand for Shares and will include a "bid-ask spread" charged by the exchange specialists, market makers or other participants that trade the Shares. There may be times when the market price and the NAV vary significantly. This means that Shares may trade at a discount to NAV.
 - In times of market stress, market makers may step away from their role market making in the Shares and in executing trades, which can lead to differences between the market value of the Shares and the Fund's NAV.

- The market price of the Shares may deviate from the Fund's NAV, particularly during times of market stress, with the result that investors may pay significantly more or significantly less for the Shares than the Fund's NAV, which is reflected in the bid and ask price for the Shares or in the closing price.
- In stressed market conditions, the market for the Shares may become less liquid in response to the deteriorating liquidity of the Fund's portfolio. This adverse effect on the liquidity of the Shares may, in turn, lead to differences between the market value of the Shares and the Fund's NAV.
- *Authorized Participant Risk.* Only an Authorized Participant may engage in creation or redemption transactions directly with the Fund. The Fund has a limited number of institutions that may act as an Authorized Participant on an agency basis (i.e., on behalf of other market participants). To the extent that Authorized Participants exit the business or are unable to proceed with creation or redemption orders with respect to the Fund and no other Authorized Participant is able to step forward to create or redeem Creation Units, Fund shares may be more likely to trade at a premium or discount to net asset value and possibly face trading halts or delisting. Authorized Participant concentration risk may be heightened for securities or instruments that have lower trading volumes.

Fixed Income Risk. When the Fund invests in fixed income linked options, the value of your investment in the Fund will fluctuate with changes in interest rates. Typically, a rise in interest rates causes a decline in the value of fixed income securities. In general, the market price of fixed income securities with longer maturities will increase or decrease more in response to changes in interest rates than shorter-term securities.

Large Capitalization Risk. Large-capitalization companies may be less able than smaller capitalization companies to adapt to changing market conditions. Large-capitalization companies may be more mature and subject to more limited growth potential compared with smaller capitalization companies. During different market cycles, the performance of large capitalization companies has trailed the overall performance of the broader securities markets.

Leverage Risk. The use of leverage by the Fund, such as the use of options, will cause the Fund to incur additional expenses and magnify the Fund's gains or losses.

Market and Geopolitical Risk. The increasing interconnectivity between global economies and financial markets increases the likelihood that events or conditions in one region or financial market may adversely impact issuers in a different country, region or financial market. Securities in the Fund's portfolio may underperform due to inflation (or expectations for inflation), interest rates, global demand for particular products or resources, climate change or climate related events, natural disasters, pandemics, epidemics, terrorism, international conflicts, regulatory events and governmental or quasi-governmental actions. The occurrence of global events similar to those in recent years may result in market volatility and may have long term effects on both the U.S. and global financial markets.

Option Risk. As the buyer of a call option, the Fund risks losing the entire premium invested in the option if the Fund does not exercise the option. Call spreads will limit the Fund's participation in significant market gains.

Over-the-Counter Market Risk. Securities and options traded in over-the-counter markets may trade less frequently and in limited volumes and thus exhibit more volatility and liquidity risk, and the prices paid by the Fund in over-the-counter transactions may include an undisclosed dealer markup. The Fund is also exposed to default by the over-the-counter option writer who may be unwilling or unable to perform its contractual obligations to the Fund.

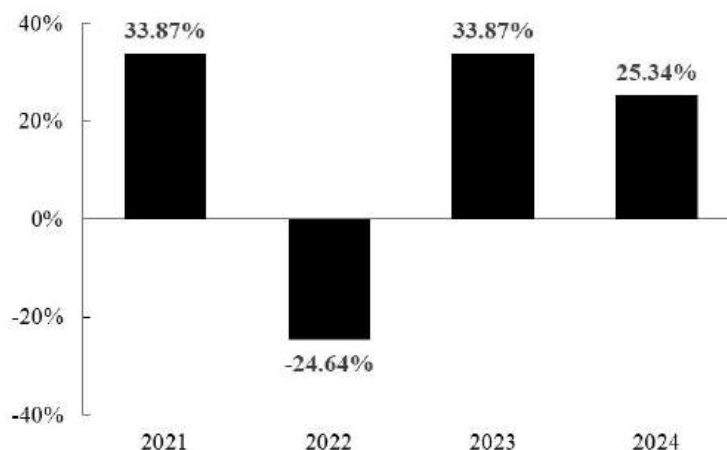
Small and Medium Capitalization Risk. The earnings and prospects of small and medium sized companies are more volatile than larger companies and may experience higher failure rates than larger companies. Small and medium sized companies normally have a lower trading volume than larger companies, which may tend to make their market price fall more disproportionately than larger companies in response to selling pressures and may have limited markets, product lines, or financial resources and lack management experience.

Underlying Fund Risk. ETFs in which the Fund invests are subject to investment advisory and other expenses, which will be indirectly paid by the Fund. As a result, the cost of investing in the Fund will be higher than the cost of investing directly in the ETFs and may be higher than other funds that invest directly in stocks and bonds. Each of the ETFs is subject to its own specific risks, but the adviser expects the principal investments risks of such ETFs will be similar to the risks of investing in the Fund.

Affiliated Money Market ETF Conflict of Interest Risk. Because the Fund may invest in an affiliated ETF, the Adviser is subject to conflicts of interest in allocating the Fund's assets to the affiliated ETF. The Adviser will receive more revenue to the extent it selects an affiliated ETF rather than an unaffiliated ETF for inclusion in the Fund's portfolio.

Volatility Risk. Significant short-term price movements could adversely impact the performance of the Fund. The Fund's performance may be volatile, which means that the Fund's performance may be subject to substantial short-term changes up or down.

Performance: The following performance information provides some indication of the risks of investing in the Fund. The bar chart shows changes in the Fund's performance from year to year. The table shows how the Fund's average annual total returns compare to those of a broad-based securities market index. The Fund's past performance (before and after taxes) is not necessarily an indication of how the Fund will perform in the future. Updated performance information is available at no cost by visiting www.simplify.us/etfs or by calling 1 (855) 772-8488.



During the periods shown in the bar chart above, the Fund's highest quarterly return was 18.68% (quarter ended March 31, 2024) and the Fund's lowest quarterly return was -17.79% (quarter ended June 30, 2022). The calendar year-to-date total return of the Fund as of September 30, 2025 was 23.13%.

Average Annual Total Returns for the Periods Ended December 31, 2024

	1 Year	Since Inception (9/3/20)
Return Before Taxes	25.34%	13.85%
Return After Taxes on Distributions	24.85%	13.27%
Return After Taxes on Distributions and Sale of Fund Shares	14.99%	10.80%
S&P 500 Index (reflects no deduction for fees, expenses or taxes)	15.16%	14.62%

After-tax returns are calculated using the historical highest individual federal marginal income tax rates during the period covered by the table above and do not reflect the impact of state and local taxes. Actual after-tax returns depend on an investor's tax situation and may differ from those shown. After-tax returns shown are not relevant to investors who hold shares through tax-advantaged arrangements, such as 401(k) plans or individual retirement accounts.

Investment Adviser: Simplify Asset Management Inc. (the "Adviser")

Portfolio Managers: David Berns, Chief Investment Officer of the Adviser; Shailesh Gupta, Chief Investment Officer of Structural Alpha for the Adviser; and Jeff Schwarte, Chief Equity Strategist of the Adviser; serve as portfolio managers of the Fund. Dr. Berns has served the Fund as a portfolio manager since it commenced operations in September 2020. Mr. Gupta has served the Fund as a portfolio manager since March 2025. Mr. Schwarte has served the Fund as a portfolio manager since November 2024. Dr. Berns, Mr. Gupta, and Mr. Schwarte are jointly and primarily responsible for the management of the Fund.

Purchase and Sale of Fund Shares: The Fund will issue and redeem Shares at NAV only in large blocks of 25,000 Shares (each block of Shares is called a "Creation Unit"). Creation Units are issued and redeemed primarily in-kind for securities but may include cash. Individual Shares may only be purchased and sold in secondary market transactions through brokers. Except when aggregated in Creation Units in transactions with Authorized Participants, the Shares are not redeemable securities of the Fund.

Shares of the Fund are listed for trading on the Exchange and trade at market prices rather than NAV. Shares of the Fund may trade at a price that is greater than, at, or less than NAV. An investor may incur costs attributable to the difference between the highest price a buyer is willing to pay to purchase shares of the Fund (bid) and the lowest price a seller is willing to accept for shares of the Fund (ask) when buying or selling shares in the secondary market. Recent information on the Fund's NAV, market price, premiums and discounts, and bid-ask spreads is available at www.simplify.us/etfs.

Tax Information: The Fund's distributions generally will be taxable as ordinary income or long-term capital gains. A sale of Shares may result in capital gain or loss.

Payments to Broker-Dealers and Other Financial Intermediaries: If you purchase the Fund through a broker-dealer or other financial intermediary (such as a bank), the Fund and its related companies may pay the intermediary for the sale of Fund shares and related services. These payments may create a conflict of interest by influencing the broker-dealer or other intermediary and your salesperson to recommend the Fund over another investment. Ask your salesperson or visit your financial intermediary's website for more information.

FUND SUMMARY – SIMPLIFY VOLATILITY PREMIUM ETF

Investment Objective: The Simplify Volatility Premium ETF (the “Fund” or “SVOL”) seeks to provide investment results, before fees and expenses, that correspond to approximately one-fifth to three-tenths the inverse (-0.2x to -0.3x) of the performance of a short-term volatility futures index while also seeking to mitigate extreme volatility.

Fees and Expenses of the Fund: This table describes the fees and expenses that you may pay if you buy, sell, and hold shares of the Fund. **You may pay other fees, such as brokerage commissions and other fees to financial intermediaries on the purchase and sale of Fund shares, which are not reflected in the tables and examples below.**

Annual Fund Operating Expenses (expenses that you pay each year as a percentage of the value of your investment)	
Management Fees	0.50%
Distribution and Service (12b-1) Fees	0.00%
Other Expenses ⁽¹⁾	0.09%
Acquired Fund Fees and Expenses ⁽²⁾	0.07%
Total Annual Fund Operating Expenses	0.66%

(1) Other Expenses include interest expenses of 0.09%.

(2) Acquired Fund Fees and Expenses are the indirect costs of investing in other investment companies. The operating expenses in this fee table do not correlate to the expense ratio in the Fund’s financial highlights because the financial statements include only the direct operating expenses incurred by the Fund.

Example: This Example is intended to help you compare the cost of investing in the Fund with the cost of investing in other funds.

The Example assumes that you invest \$10,000 in the Fund for the time periods indicated and then redeem all of your shares at the end of those periods. The Example also assumes that your investment has a 5% return each year and that the Fund’s operating expenses remain the same. Although your actual costs may be higher or lower, based upon these assumptions your costs would be:

1 Year	3 Years	5 Years	10 Years
\$66	\$211	\$368	\$822

Portfolio Turnover: The Fund pays transaction costs, such as commissions, when it buys and sells securities (or “turns over” its portfolio). A higher portfolio turnover rate may indicate higher transaction costs and may result in higher taxes when Fund shares are held in a taxable account. These costs, which are not reflected in annual fund operating expenses or in the Example, affect the Fund’s performance. During the most recent fiscal year, the Fund’s portfolio turnover rate was 298% of the average of its portfolio.

Principal Investment Strategies: The Fund is an actively managed exchange-traded fund (“ETF”) that seeks daily investment results, before fees and expenses, that correspond to approximately one-fifth to three-tenths the inverse (-0.2x to -0.3x) of the performance of a short-term volatility futures index (the “Index”) for a single day, not for any other period. In pursuing its investment objective, the Fund primarily purchases or sells futures contracts, call options, and put options on VIX futures. The Fund may also pursue its objective by investing in other ETFs, including affiliated ETFs. The Fund holds cash, cash-like instruments or high-quality fixed income securities (collectively, “Collateral”). The Collateral may consist of income-producing (1) U.S. Government securities, such as bills, notes and bonds issued by the U.S. Treasury; (2) money market funds (including affiliated money market ETFs); (3) fixed income ETFs; (4) collateralized repurchase agreements; and/or (5) corporate debt securities, such as commercial paper and other short-term unsecured promissory notes issued by companies that are rated investment grade or of comparable quality. The Fund seeks to engage in reverse repurchase agreements and use the proceeds for investment purposes. Reverse repurchase agreements are contracts in which a seller of securities, for example, U.S. government securities or other money market instruments, agrees to buy the securities back at a specified time and price. Reverse repurchase agreements are primarily used by the Fund as an indirect means of borrowing. The Fund also applies an option overlay strategy in seeking to mitigate against extreme volatility.

Option Overlay Strategy

Up to twenty percent of the Fund's net assets will be subject to the Fund's option overlay to mitigate against extreme volatility. Volatility is when a security experiences periods of unpredictable, and sometimes sharp, price movements. The option overlay strategy consists of purchasing exchange-traded and over-the-counter ("OTC") put and call options on the Index or Index-linked exchange traded products. When the Fund purchases a call option, the Fund has the right, but not the obligation, to buy a stock or other asset at a specified price (strike price) within a specific time period. When the Fund purchases a put option, the Fund has the right, but not the obligation, to sell a stock or other asset at a specified price (strike price) within a specific time period.

The option overlay is a strategic, persistent exposure meant to hedge against market moves and to add convexity to the Fund. If the market goes up, the Fund's returns may outperform the market because the Adviser will sell or exercise the call options. If the market goes down, the Fund's returns may fall less than the market because the Adviser will sell or exercise the put options. The Adviser selects options based upon its evaluation of relative value based on cost, strike price (price that the option can be bought or sold by the option holder) and maturity (the last date the option contract is valid) and will exercise or close the options based on maturity or portfolio rebalancing requirements. The Fund anticipates purchasing and selling options on a monthly, quarterly, and annual basis, depending upon the Fund's rebalancing requirements and the individual option expiration dates. However, the Fund may rebalance its option portfolio on a more frequent basis for a number of reasons such as if market volatility renders the protection provided by the option strategy ineffective or an option position has appreciated to the point that it is prudent to decrease the Fund's exposure and realize gains for the Fund's shareholders. While the option overlay is intended to improve the Fund's performance, there is no guarantee that it will do so.

The Fund's returns are intended to possess convexity because the relationship between the Fund's returns and market returns is not designed to be linear. That is, if market returns go up and down in a linear fashion, the Fund's returns are expected to rise faster than the market in positive markets; while declining less than the market in negative markets. The value of the Fund's call options is expected to rise in proportion to the rise in value of the underlying assets, but the amount by which the Fund's options increase or decrease in value depends on how far the market has moved from the time the options position was initiated. The value of the Fund's call options is expected to rise faster than the market if the Adviser successfully selects options that appreciate in value. The value of the Fund's put options are expected to decrease in proportion to the decrease in the value of the underlying assets, but the amount by which the Fund's put options decrease in value depends on how far the market has moved since from the time the position was initiated.

The return of the Fund for a period longer than a single day is the result of its return for each day compounded over the period and usually will differ in amount and possibly even direction from the Fund's stated multiple times the return of the Index for the same period. These differences can be significant. Daily compounding of the investment return of the Fund can dramatically and adversely affect its longer-term performance, especially during periods of high volatility. Volatility has a negative impact on the Fund's performance and the volatility of the Index may be at least as important to the returns of the Fund as the return of the Index. A "single day" is measured from the time the Fund calculates its net asset value ("NAV") to the time of the Fund's next NAV calculation. The NAV calculation time for the Fund typically is 4:00 p.m. (Eastern Time).

The Index is a non-investable index that measures the implied volatility of the S&P 500. For these purposes, "implied volatility" is a measure of the expected volatility (i.e., the rate and magnitude of variations in performance) of the S&P 500 over the next 30 days. The Index does not represent the actual volatility of the S&P 500. The Index is calculated based on the prices of a constantly changing portfolio of S&P 500 put and call options.

The Fund may engage in daily rebalancing to position its portfolio so that its exposure to the Index is consistent with its daily investment objective (-0.2x to -0.3x). The impact of changes to the value of the Index each day will affect whether the Fund's portfolio needs to be rebalanced. For example, if the level of

the Index has risen on a given day, net assets of the Fund should fall (assuming there were no Creation Units issued). As a result, inverse exposure may need to be decreased. Conversely, if the level of the Index has fallen on a given day, net assets of the Fund should rise (assuming there were no Creation Unit redemptions). As a result, inverse exposure may need to be increased. The time and manner in which the Fund rebalances its portfolio may vary from day to day depending upon market conditions and other circumstances at the discretion of the Adviser.

The Fund invests in certain futures markets (such as VIX futures) indirectly by investing up to 25% of its total assets (measured at the time of investment) in a wholly-owned and controlled subsidiary. These investments are designed to enhance the ability of the Fund to obtain exposure to the futures market consistent with the limits of the U.S. federal tax law requirements applicable to registered investment companies. The returns from the investments in the Fund's subsidiary are income to the Fund and the shareholders. Unlike the Fund, the Subsidiary may invest without limitation indirectly in certain futures-linked derivatives investments, however, the Subsidiary will comply with the same Investment Company Act of 1940 asset coverage requirements, when viewed on a consolidated basis with the Fund, with respect to its investments in derivatives.

Principal Investment Risks: *As with all funds, there is the risk that you could lose money through your investment in the Fund. Many factors affect the Fund's NAV and price of shares and performance.*

The following describes the principal risks the Fund bears with respect to its investments. As with any fund, there is no guarantee that the Fund will achieve its goal.

VIX Futures Risk. VIX futures contracts can be highly volatile and the Fund may experience sudden and large losses when buying, selling or holding such instruments; you can lose all or a portion of your investment within a single day. Investments linked to equity market volatility, including VIX futures contracts, can be highly volatile and may experience sudden, large and unexpected losses. VIX futures contracts are unlike traditional futures contracts and are not based on a tradable reference asset. The Index is not directly investable, and the settlement price of a VIX futures contract is based on the calculation that determines the level of the VIX. As a result, the behaviour of a VIX futures contract may be different from a traditional futures contract whose settlement price is based on a specific tradable asset and may differ from an investor's expectations. The market for VIX futures contracts may fluctuate widely based on a variety of factors including changes in overall market movements, political and economic events and policies, wars, acts of terrorism, natural disasters (including disease, epidemics and pandemics), changes in interest rates or inflation rates. High volatility may have an adverse impact on the performance of the Fund. An investor in any of the Fund could potentially lose the full principal of his or her investment within a single day.

Daily Rebalancing Risk. The daily rebalancing of the futures contracts underlying the Index may impact trading in such futures contracts. For example, such trading may cause futures commission merchants to adjust their hedges. The trading activity associated with such transactions will contribute to the existing trading volume of the underlying futures contracts and may adversely affect the market price of such underlying futures contracts and in turn the level of the Index.

Short-Term Investment Risk. Investors holding shares of the Fund over longer-term periods may be subject to increased risk of loss. The Fund is intended to be used only for short-term investment horizons. An investor in the Fund can lose all or a substantial portion of his or her investment within a single day. The longer an investor's holding period in the Fund, the greater the potential for loss.

Active Management Risk. The Fund is subject to the risk that the investment management strategy may not produce the intended results and may negatively impact Fund performance. The adviser's overlay strategy will not fully protect the Fund from declines in the market.

Affiliated ETF Conflict of Interest Risk. Because the Fund may invest in affiliated ETFs, the Adviser is subject to conflicts of interest in allocating the Fund's assets to an affiliated ETF. The Adviser will receive more revenue to the extent it selects an affiliated ETF rather than an unaffiliated ETF for inclusion in the Fund's portfolio.

Borrowing Risk. The Fund may borrow for investment purposes indirectly using reverse repurchase agreements. The cost of borrowing may reduce the Fund's return. Borrowing may cause the Fund to liquidate positions under adverse market conditions to satisfy its repayment obligations. Borrowing increases the risk of loss and may increase the volatility of the Fund.

Cash or Cash Equivalents Risk. At any time, the Fund may have significant investments in cash or cash equivalents. When a substantial portion of a portfolio is held in cash or cash equivalents, there is the risk that the value of the cash account, including interest, will not keep pace with inflation, thus reducing purchasing power over time. Additionally, in rising markets, holding cash or cash equivalents may adversely affect the Fund's performance and the Fund may not achieve its investment objective.

Affiliated Money Market ETF Conflict of Interest Risk. Because the Fund may invest in an affiliated ETF, the Adviser is subject to conflicts of interest in allocating the Fund's assets to the affiliated ETF. The Adviser will receive more revenue to the extent it selects an affiliated ETF rather than an unaffiliated ETF for inclusion in the Fund's portfolio.

Compounding Risk. The return of the Fund for a period longer than a single day is the result of its return for each day compounded over the period and usually will differ in amount and possibly even direction from the Fund's stated multiple times the return of the Index for the same period.

Counterparty Risk. Reverse repurchase agreements involve entering into contracts with third parties (i.e., counterparties). The use of reverse repurchase agreements involves risks that are different from those associated with ordinary portfolio securities transactions. The Fund will be subject to credit risk (i.e., the risk that a counterparty is or is perceived to be unwilling or unable to meet its contractual obligations) with respect to the security it expects to receive back from a counterparty. If a counterparty becomes bankrupt or fails to perform its obligations, or if any collateral posted by the counterparty for the benefit of the Fund is insufficient or there are delays in the Fund's ability to access such collateral, the value of an investment in the Fund may decline.

Derivatives Risk. Options are a derivative investment. The use of derivative instruments involves risks different from, or possibly greater than, the risks associated with investing directly in securities and other traditional investments. These risks include (i) the risk that the counterparty to a derivative transaction may not fulfil its contractual obligations; (ii) risk of mispricing or improper valuation; and (iii) the risk that changes in the value of the derivative may not correlate perfectly with the underlying asset, rate or index. Derivative prices are highly volatile and may fluctuate substantially during a short period of time. Such prices are influenced by numerous factors that affect the markets, including, but not limited to: changing supply and demand relationships; government programs and policies; national and international political and economic events, changes in interest rates, inflation and deflation and changes in supply and demand relationships. Trading derivative instruments involves risks different from, or possibly greater than, the risks associated with investing directly in securities.

Early Close/Trading Halt Risk. An exchange or market may close or issue trading halts on specific securities, or the ability to buy or sell certain securities or financial instruments may be restricted, which may prevent the Fund from buying or selling certain securities or financial instruments. In these circumstances, the Fund may be unable to rebalance its portfolio, may be unable to accurately price its investments and may incur substantial trading losses.

ETF Structure Risks: The Fund is structured as an ETF and will invest in underlying ETFs. As a result, the Fund is subject to special risks, including:

- *Not Individually Redeemable.* The Fund's shares ("Shares") are not redeemable by retail investors and may be redeemed only by authorized participants ("Authorized Participants") at net asset value ("NAV") and only in Creation Units. A retail investor generally incurs brokerage costs when selling shares.
- *Trading Issues.* Trading in Shares on the NYSE Arca, Inc. (the "Exchange") may be halted due to market conditions or for reasons that, in the view of the Exchange, make trading in Shares inadvisable, such as extraordinary market volatility. There can be no assurance that Shares will continue to meet the listing requirements of the Exchange which may result in the Shares being delisted. An active trading market for the Shares may not be developed or maintained. If the Shares are traded outside a collateralized settlement system, the number of financial institutions that can act as Authorized Participants that can post collateral on an agency basis is limited, which may limit the market for the Shares.

- *Market Price Variance Risk.* The market prices of Shares will fluctuate in response to changes in NAV and supply and demand for Shares and will include a “bid-ask spread” charged by the exchange specialists, market makers or other participants that trade the Shares. There may be times when the market price and the NAV vary significantly. This means that Shares may trade at a discount to NAV.
 - In times of market stress, market makers may step away from their role market making in the Shares and in executing trades, which can lead to differences between the market value of the Shares and the Fund’s NAV.
 - The market price of the Shares may deviate from the Fund’s NAV, particularly during times of market stress, with the result that investors may pay significantly more or significantly less for the Shares than the Fund’s NAV, which is reflected in the bid and ask price for the Shares or in the closing price.
 - In stressed market conditions, the market for the Shares may become less liquid in response to the deteriorating liquidity of the Fund’s portfolio. This adverse effect on the liquidity of the Shares may, in turn, lead to differences between the market value of the shares and the Fund’s NAV.
- *Authorized Participant Risk.* Only an Authorized Participant may engage in creation or redemption transactions directly with the Fund. The Fund has a limited number of institutions that may act as an Authorized Participant on an agency basis (i.e., on behalf of other market participants). To the extent that Authorized Participants exit the business or are unable to proceed with creation or redemption orders with respect to the Fund and no other Authorized Participant is able to step forward to create or redeem Creation Units, Fund shares may be more likely to trade at a premium or discount to net asset value and possibly face trading halts or delisting. Authorized Participant concentration risk may be heightened for securities or instruments that have lower trading volumes.

Fixed Income Securities Risk. When the Fund invests in fixed income securities, the value of your investment in the Fund will fluctuate with changes in interest rates. Typically, a rise in interest rates causes a decline in the value of fixed income securities owned by the Fund. In general, the market price of fixed income securities with longer maturities will increase or decrease more in response to changes in interest rates than shorter-term securities. Other risk factors include credit risk (the debtor may default), extension risk (an issuer may exercise its right to repay principal on a fixed rate obligation held by the Fund later than expected), and prepayment risk (the debtor may pay its obligation early, reducing the amount of interest payments). These risks could affect the value of a particular investment by the Fund, possibly causing the Fund’s share price and total return to be reduced and fluctuate more than other types of investments.

Inverse Correlation Risk. Investors will lose money when the Index rises a result that is the opposite from traditional funds.

Leverage Risk. The use of leverage by the Fund, such as borrowing money to purchase securities or the use of options, will cause the Fund to incur additional expenses and magnify the Fund’s gains or losses.

Market and Geopolitical Risk. The increasing interconnectivity between global economies and financial markets increases the likelihood that events or conditions in one region or financial market may adversely impact issuers in a different country, region or financial market. Securities in the Fund’s portfolio may underperform due to inflation (or expectations for inflation), interest rates, global demand for particular products or resources, climate change or climate related events, natural disasters, pandemics, epidemics, terrorism, international conflicts, regulatory events and governmental or quasi-governmental actions. The occurrence of global events similar to those in recent years may result in market volatility and may have long term effects on both the U.S. and global financial markets.

Option Risk. As the buyer of a put or call option, the Fund risks losing the entire premium invested in the option if the Fund does not exercise the option.

Over-the-Counter Market Risk. Securities and options traded in over-the-counter markets may trade less frequently and in limited volumes and thus exhibit more volatility and liquidity risk, and the prices paid by the Fund in over-the-counter transactions may include an undisclosed dealer markup. The Fund is also exposed to default by the over-the-counter option writer who may be unwilling or unable to perform its contractual obligations to the Fund.

Reverse Repurchase Agreement Risk. Reverse repurchase agreements involve the sale of securities held by the Fund with an agreement to repurchase the securities at an agreed-upon price, date and interest payment, and involve the risk that the other party may fail to return the securities in a timely manner, or at all, resulting in losses to the Fund.

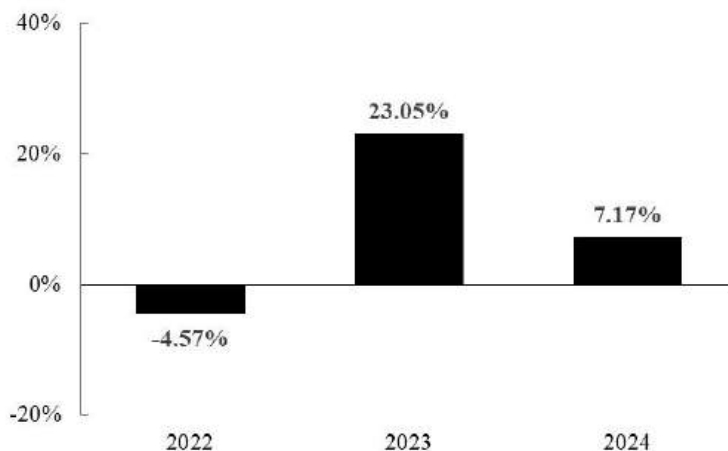
Turnover Rate Risk. The Fund may have portfolio turnover rates significantly in excess of 100%. Increased portfolio turnover causes the Fund to incur higher brokerage costs, which may adversely affect the Fund's performance and may produce increased taxable distributions.

Underlying Fund Risk. ETFs in which the Fund invests are subject to investment advisory and other expenses, which will be indirectly paid by the Fund. As a result, the cost of investing in the Fund will be higher than the cost of investing directly in the ETFs and may be higher than other funds that invest directly in stocks and bonds. Each of the ETFs is subject to its own specific risks, but the adviser expects the principal investments risks of such ETFs will be similar to the risks of investing in the Fund.

Volatility Risk. Significant short-term price movements could adversely impact the performance of the Fund. Market conditions in which significant price movements develop, but then repeatedly reverse, could cause substantial losses due to prices moving against the Fund's long or short positions (which are based on prior trends). The performance of the Fund is based in part on the prices of one or more of the VIX Futures in which the Fund invests. Each of the equity securities held by the Fund and the VIX Futures are affected by a variety of factors and may change unpredictably, affecting the value of such equity securities and VIX Futures and, consequently, the value and the market price of the Fund's Shares.

Wholly-Owned Subsidiary Risk. Changes in the laws of the United States and/or the Cayman Islands, under which the Fund and the Subsidiary, respectively, are organized, could result in the inability of the Fund and/or Subsidiary to operate as described in this Prospectus and could negatively affect the Fund and its shareholders. Your cost of investing in the Fund will be higher because you indirectly bear the expenses of the Subsidiary.

Performance: The following performance information provides some indication of the risks of investing in the Fund. The bar chart shows changes in the Fund's performance from year to year. The table shows how the Fund's average annual total returns compare to those of a broad-based securities market index. The Fund's past performance (before and after taxes) is not necessarily an indication of how the Fund will perform in the future. Updated performance information is available at no cost by visiting www.simplify.us/etfs or by calling 1 (855) 772-8488.



During the periods shown in the bar chart above, the Fund's highest quarterly return was 10.09% (quarter ended June 30, 2023) and the Fund's lowest quarterly return was -6.95% (quarter ended March 31, 2022). The calendar year-to-date total return of the Fund as of September 30, 2025 was -0.44%.

Average Annual Total Returns for the Periods Ended December 31, 2024

	1 Year	Since Inception (5/12/21)
Return Before Taxes	7.17%	10.52%
Return After Taxes on Distributions	0.56%	5.00%
Return After Taxes on Distributions and Sale of Fund Shares	4.20%	5.66%
S&P 500 TR Index (reflects no deduction for fees, expenses or taxes)	15.16%	12.47%

After-tax returns are calculated using the historical highest individual federal marginal income tax rates during the period covered by the table above and do not reflect the impact of state and local taxes. Actual after-tax returns depend on an investor's tax situation and may differ from those shown. After-tax returns shown are not relevant to investors who hold shares through tax-advantaged arrangements, such as 401(k) plans or individual retirement accounts.

Investment Adviser: Simplify Asset Management Inc. (the "Adviser")

Portfolio Managers: David Berns, Chief Investment Officer of the Adviser; Shailesh Gupta, Portfolio Manager and Head of Trading for the Adviser; and Jeff Schwarte, Chief Equity Strategist of the Adviser serve as portfolio managers of the Fund. Dr. Berns and Mr. Gupta have each served the Fund as a portfolio manager since it commenced operations in May 2021. Mr. Schwarte has served the Fund as a portfolio manager since November 2024. Dr. Berns, Mr. Gupta, and Mr. Schwarte are jointly and primarily responsible for the management of the Fund.

Purchase and Sale of Fund Shares: The Fund will issue and redeem Shares at NAV only in large blocks of NYSE Arca, Inc. Shares (each block of Shares is called a "Creation Unit"). Creation Units are issued and redeemed primarily in-kind for securities but may include cash. Individual Shares may only be purchased and sold in secondary market transactions through brokers. Except when aggregated in Creation Units in transactions with Authorized Participants, the Shares are not redeemable securities of the Fund.

Shares of the Fund are listed for trading on the Exchange and trade at market prices rather than NAV. Shares of the Fund may trade at a price that is greater than, at, or less than NAV. An investor may incur costs attributable to the difference between the highest price a buyer is willing to pay to purchase shares of the Fund (bid) and the lowest price a seller is willing to accept for shares of the Fund (ask) when buying or selling shares in the secondary market. Recent information on the Fund's NAV, market price, premiums and discounts, and bid-ask spreads is available at www.simplify.us/etfs.

Tax Information: The Fund's distributions generally will be taxable as ordinary income or long-term capital gains. A sale of Shares may result in capital gain or loss.

Payments to Broker-Dealers and Other Financial Intermediaries: If you purchase the Fund through a broker-dealer or other financial intermediary (such as a bank), the Fund and its related companies may pay the intermediary for the sale of Fund shares and related services. These payments may create a conflict of interest by influencing the broker-dealer or other intermediary and your salesperson to recommend the Fund over another investment. Ask your salesperson or visit your financial intermediary's website for more information.

ADDITIONAL INFORMATION ABOUT PRINCIPAL INVESTMENT STRATEGIES AND RELATED RISKS**INVESTMENT OBJECTIVE:**

Fund	Investment Objective
AGGH	maximum total return
SBAR	provide monthly income
MAXI	income and capital appreciation
RFIX	hedge interest rate movements arising from falling long-term interest rates, and to benefit from market stress when fixed income volatility increases, while providing the potential for income
CAS	capital appreciation and income
FOXY	long term capital appreciation
YGLD	income and capital appreciation
SBIL	current income as is consistent with liquidity and stability of principal
PINK	long-term capital appreciation
HEQT	long-term capital appreciation
CDX	maximize total return
PFIX	hedge interest rate movements arising from rising long-term interest rates, and to benefit from market stress when fixed income volatility increases, while providing the potential for income
TYA	total return, before fees and expenses, that matches or outperforms the performance of the ICE US Treasury 20+ Year Index on a calendar quarter basis.
MTBA	maximize total return
QIS	positive absolute returns and income
NXTI	provide investment results that track, before fees and expenses, the performance of the Next Intangible Core Index
TUA	provide total return, before fees and expenses, that matches or outperforms the performance of the ICE US Treasury 7-10 Year Bond Index on a calendar quarter basis
XV	provide monthly income
BUCK	provide monthly income
SPBC	long-term capital appreciation
SPYC	long-term capital appreciation
SPD	long-term capital appreciation
SPUC	long-term capital appreciation
SVOL	investment results before fees and expenses, that correspond to approximately one-fifth to three-tenths the inverse (-0.2x to -0.3x) of the performance of a short-term volatility futures index while also seeking to mitigate extreme volatility

Each Fund's investment objective may be changed by the Board of Trustees (the "Board") without shareholder approval upon written notice to shareholders.

PRINCIPAL INVESTMENT STRATEGIES:

Simplify Aggregate Bond ETF

The Adviser seeks to achieve the Fund's investment objective by investing in investment grade bonds primarily by purchasing exchange traded funds and applying derivative overlays intended to hedge risk or generate income.

Bond Strategy

The Fund has adopted a non-fundamental investment policy that, under normal circumstances, the Fund will invest at least 80% of its net assets (plus any borrowings for investment purposes) in U.S. investment grade bonds primarily by purchasing exchange traded funds ("ETFs").

The Fund pursues its strategy primarily by purchasing ETFs that invest principally in the U.S. investment grade bonds of the U.S. government, corporate issues, and MBS. However, the Fund invests without restriction as to the credit quality, maturity, or duration of an individual security. The Adviser does not frequently trade securities but seeks to maintain consistent exposure to such companies through its investments in ETFs. The Adviser determines which ETFs to purchase based on factors such as price, liquidity, and track record. The Adviser selects ETFs that are representative of an asset class (e.g., invests primarily in investment grade corporate bonds) and have a minimum five-year track record and adequate trading volume relative to the Fund's size. The Adviser considers trading volume adequate if it can buy and sell an ETF in a desired quantity without materially affecting its price.

The underlying ETFs that the Fund will invest in may target bonds with different maturities, durations, and quality requirements in connection with their investment strategies. Duration is a measure of price sensitivity of a debt security or a portfolio of debt securities to relative changes in interest rates. For instance, a duration of "five years" means that a security's or portfolio's price would be expected to decrease by approximately 5% with a 1% increase in interest rates (assuming a parallel shift in yield curve). Maturity is the period during which its owner will receive interest payments on the investment. When the bond reaches maturity, the Fund is repaid its par, or face value. A bond's quality is a reference to the grade given to a bond by a rating service that indicates its credit quality. The rating takes into consideration a bond issuer's financial strength or its ability to pay a bond's principal and interest in a timely fashion. For instance, a "AAA" high-grade rated bond offers more security and lower profit potential (lower yield) than a "B-" rated speculative bond.

Derivatives Overlay-Generally

In total, the Fund may invest up to 20% of the Fund's portfolio in derivatives (measured by purchase price in the case of options or collateral pledged in the case of other derivatives). The Adviser anticipates purchasing and selling its derivatives on a monthly, quarterly, and annual basis, depending upon the Fund's rebalancing requirements and expiration dates. However, the Adviser may rebalance the Fund's derivative portfolio on a more frequent basis for a number of reasons such as when market volatility renders the protection provided by the derivative strategy ineffective or a derivative position has appreciated to the point that it is prudent to decrease the Fund's exposure and realize gains for the Fund's shareholders. Derivatives may be exchange-traded or over-the-counter ("OTC"); index-based or linked to a specific security. The Adviser selects derivatives based upon its evaluation of relative value based on expected hedging effectiveness, cost; and in the case of options, strike price (price that the option can be bought or sold by the option holder) and maturity (the last date the option contract is valid). The Adviser will exercise or close the options based typically on maturity. The Adviser may invest in affiliated money market ETFs to manage liquidity or to pledge as collateral for derivatives.

When the Fund purchases a call option, the Fund has the right, but not the obligation, to buy a stock or other asset at a specified price (strike price) within a specific time period. When the Fund purchases a put option, the Fund has the right, but not the obligation, to sell a stock or other asset at a specified price (strike price) within a specific time period. Futures contracts allow the buyer or seller to purchase or sell an asset at a future date. The Fund will invest in total return swaps that use investment grade or high yield debt instruments or investment grade or high yield indexes as reference assets and equity indexes or ETFs.

The Fund executes a portion of its derivatives overlay strategy indirectly by investing in a wholly-owned subsidiary. The Fund gains exposure to certain investments related to this strategy by investing up to 25% of its assets in a wholly-owned subsidiary of the Fund organized under the laws of the Cayman Islands (the “Subsidiary”). The Subsidiary is advised by the Adviser. Unlike the Fund, the Subsidiary is not an investment company registered under the Investment Company Act of 1940, as amended (the “1940 Act”). The Fund’s investment in the Subsidiary is intended to provide the Fund with exposure to certain derivatives in accordance with applicable tax rules and regulations.

Derivatives Overlay-Hedge Strategy

The Fund may invest up to 20% of the Fund’s portfolio in derivatives to hedge against interest rate risk and credit risk. The Adviser uses long and short positions in futures, options, and swaps linked to equities, fixed income securities, volatility indices, commodities, and currencies to manage risk. When the Adviser believes interest rates will be rising in general, or within a sector, it will hedge primarily by initiating short positions in interest rate-related futures, swaps, and or options. When the Adviser believes credit risk will be increasing, it will hedge primarily by receiving protection through a credit default swap or a total return swap that uses investment grade or high yield debt instruments or investment grade or high yield index as the reference asset. However, when the Adviser believes a short-term opportunity for a more-effective hedge is available, it may also use derivatives linked to equities, volatility indices, commodities (i.e., gold and oil), and currencies to manage interest rate and credit risk. The Adviser closes derivative positions when it believes the related risk is no longer significant or to use a more efficient or cost-effective derivative.

Derivatives Overlay-Income Strategy

The Fund may invest up to 20% of the Fund’s portfolio in derivatives to generate additional income. While derivative-based gains are considered capital gains under GAAP (generally accepted accounting principles) they are commonly described as income by securities market participants. When the Adviser believes a put or call option presents insignificant risk, the Fund will write put and or call options with the expectation that they will expire worthless. As an alternative, when the Adviser believes an option is not likely to expire worthless it may use put and call spreads. In a call option spread, the Fund sells (writes) an out of the money (above current market price) call option while also purchasing a call option that is further out of the money to partially offset the risk of the written option. In a put option spread, the Fund sells (writes) an out of the money (below current market price) put option while also purchasing a put option that is further out of the money to partially offset the risk of the written option. The Adviser may also use a combination of derivatives and cash equivalents as a substitute for a bond ETF when it generates more income. The Adviser may also engage in reverse repurchase agreements and use the proceeds for investment purposes. Reverse repurchase agreements are contracts in which a seller of securities, for example, U.S. government securities, agrees to buy the securities back at a specified time and price. Reverse repurchase agreements are primarily used by the Fund as an indirect means of borrowing. When the Fund earns more on its additional investments than the interest cost related to the reverse repurchase agreement, it generates additional income.

Simplify Barrier Income ETF

The Fund is an actively managed ETF. The Adviser seeks to fulfill the Fund’s investment objective by using two income strategies: (1) an interest income strategy and (2) an income generating option spread strategy. Barrier in the Fund’s name refers to the Fund’s out-of-the-money barrier put spread strategies. An out-of-the-money put option has a strike price below the current price of the reference asset.

Due to the unique mechanics of the Fund’s strategy, the return an investor can expect to receive from an investment in the Fund has characteristics that are distinct from many other investment vehicles. It is important that an investor understand the characteristics of the Fund before making an investment in the Fund. The Fund differs from other funds that utilize a defined outcome investment strategy. The Fund does not provide a barrier against losses that serves to provide for a maximum amount of potential losses. As a result, an investor can lose its entire investment prior to consideration of any distribution payments.

Interest Income Strategy

The Fund invests primarily in interest income producing U.S. Government securities, such as bills, notes and bonds issued by the U.S. Treasury and fixed income ETFs that invest primarily in U.S. Government securities. The Fund targets an average securities portfolio duration of two years or less but does not restrict individual security maturity. Duration is a measure of the price sensitivity of a debt instrument when interest rates change. For example, if a note has a duration of 1 year, a 1% rise in rates would result in a 1% decline in price. The adviser selects securities to maximize portfolio yield within the current duration target and the adviser sells securities primarily to adjust portfolio duration.

Income Generating Option Spread Strategy

To generate additional income, the Fund employs an option spread writing strategy on equity ETFs and equity indexes that are representative of major equity market sectors: (i) large capitalization stocks, (ii) domestic and international nonfinancial stocks, and (iii) small capitalization stocks. Written options are partially hedged because the Fund owns a partially offsetting option to reduce a portion of the Fund's risk. The adviser selects equity indexes and equity ETFs holding stocks of any market capitalization. The adviser focuses on indexes that are representative of major equity market sectors described above and index-based domestically-traded ETFs linked to those indexes. The Fund's adviser anticipates focusing on using three ETFs that are representative of major equity market sectors, large capitalization stocks, domestic and international nonfinancial stocks, and small capitalization stocks as represented by: (1) SPDR[®] S&P 500[®] ETF Trust ("SPY"), (2) Invesco QQQ TrustSM, Series 1 ("QQQ"), and (3) iShares[®] Russell 2000 ETF ("IWM"), respectively. However, with notice to shareholders, other major equity market sectors, as represented by indexes or ETFs may be used if they offer higher returns.

Option spread writing is intended to generate income for the Fund by capturing written put option premiums that are larger than the cost of purchasing a partially offsetting put option. In a put option spread, the Fund writes an at-the-money or out-of-the-money (below current market price) put option while also purchasing a further out-of-the-money put option. For example, in general conceptual terms, if the Fund received \$7 for writing a one-year put option with a strike price of \$100 when the reference asset was at \$100; while simultaneously investing \$5 in one-year put option with a strike price of \$95, it would have a potential income gain of \$2 if both options expired worthless. The \$2 gain is the difference between the premium received and premium spent. In this example, the options will expire worthless if the reference asset is at \$100 or higher at the end of one year. However, if the reference assets price is lower than \$100 at the end of one year the Fund may suffer losses and generate no income. Specifically, if the reference asset price at the end of one year was \$95 or lower the Fund would suffer a net loss of \$3 (\$5 net loss on the combination of the written option and the purchased option that is partially offset by the net \$2 premium received).

The Adviser executes the option strategy primarily through over-the-counter options, swap contracts and forward contracts, but may also use listed options. Swaps and forwards are used to produce option-like outcomes when they are more economically efficient than options. The adviser focuses the Fund's portfolio on options with a one-year maturity. However, because the size of the Fund, index price levels, and ETF prices will change over time, the Fund's option portfolio will have multiple maturities and dollar strike prices. The adviser replaces maturing options and may adjust positions following a large (over 10%) price swing in an option's reference asset price. The adviser has no set rebalancing or resetting cycle for the Fund's portfolio but will make an adjustment to produce higher expected returns.

The Fund anticipates investing primarily under the "Worst of Three" Barrier Put Spread Sub-Strategy, but will increase allocations to the Barrier Put Spread Sub-Strategy and General Put Spread Sub-Strategy to attempt to achieve higher returns, as market conditions dictate. The adviser may not be successful in implementing any of the spread strategies.

Barrier Put Spread Sub-Strategy

In a barrier put spread strategy the Fund seeks to provide an investment “barrier” – an investment strategy whereby a payoff depends upon whether a reference asset has breached a predetermined performance level of a 30% loss. For an outcome period for a particular spread, the Fund establishes a 30% barrier against losses that is based upon the performance of a reference asset over the duration of the outcome period. The Fund is not expected to experience losses, on a specific barrier spread, over the course of an outcome period if the market value of the reference asset decreases by the barrier amount of 30% or less. Barrier option spreads do not provide a portfolio-wide level of downside protection. If at the conclusion of an outcome period, the reference asset losses have breached the barrier, the Fund will experience losses. Generally, losses will be to the full extent of the reference asset on a one-to-one basis. The adviser may not be successful in implementing a barrier spread strategy.

The Barrier: Fund shareholders are subject to all of the losses experienced by the reference asset, such as an index or index-representative ETF (“RA”); however, for a specific barrier put spread, the Fund provides a barrier such that investors will only experience losses if the RA experiences losses that exceed the barrier at the end of a selected outcome period. A specific barrier is set at a level such that investors are not expected to experience losses against the first 30% of RA losses over the course of a selected outcome period, to the extent RA decreases in value by 30% or less. Barrier option spreads do not provide a portfolio-wide level of downside protection. The barrier is provided irrespective of the Fund’s annual management fee, transaction fees and any extraordinary expenses incurred by the Fund, however any losses that an investor experiences in relation to the barrier will be reduced by the Fund’s annual management of 0.75% and further reduced by any shareholder transaction fees and any extraordinary expenses incurred by the Fund. The Fund’s barrier strategy, for a specific barrier put spread, is designed to produce outcomes upon the expiration of its barrier-related options investments on the last day of a selected outcome period and it therefore should not be expected that the barrier will be provided at any point prior to the last day of a selected outcome period. There is theoretically no limit on losses the Fund could experience, and an investor may lose all of its investment. An investment in the Fund is only appropriate for shareholders willing to bear those losses.

The structure of the Fund’s barrier-related options is such that, for a specific barrier put spread, if at the conclusion of a selected outcome period, RA losses have breached the barrier, the Fund will begin to experience losses starting at the barrier. The Fund will experience one of two loss profiles: “Initial Breach Losses” or “Full Breach Losses”. As further described below, for a specific barrier put spread, the operation of the Fund’s barrier-related options is such that, at the end of a selected outcome period, if RA losses measured over an outcome period exceed the barrier (in this example, 30%) but are less than 31%, the Fund will experience, prior to the payment of any distributions, accelerated losses from 0% to 31%. If, for a specific barrier put spread, at the end of a selected outcome period, RA losses measured over an outcome period exceed 31%, the Fund will experience, prior to the payment of any distributions, one-to-one losses of RA.

- *Initial Breach Losses.* For a specific barrier put spread, Initial Breach Losses occur when RA has exceeded the barrier, but by an amount less than or equal to 31%. Initial Breach Losses occur as a result of the combination of the Fund’s put option spreads as well as a sold put option contract. Specifically, in this example the Fund invests in a package of 30 put option spreads that provide losses of up to 1% for each spread while simultaneously selling a put option that provides one-to-one downside exposure starting at -30% of RA. If, for a specific barrier put spread, RA losses exceed the barrier, but by an amount less than or equal to 32%, the Fund will experience the below losses over an outcome period:

Example Outcome Period Initial and Full Breach Losses Profile

SPY Losses	Put Spread Losses	Put Losses	Contribution to Fund Performance
-30.00%	0.00%	0.00%	0.00%
-30.25%	-7.50%	-0.25%	-7.25%
-30.50%	-15.00%	-0.50%	-15.50%
-30.75%	-22.50%	-0.75%	-23.25%
-31.00%	-30.00%	-1.00%	-31.00%
-32.00%	-30.00%	-2.00%	-32.00%

- Full Breach Losses.** For a specific barrier put spread, Full Breach Losses occur after RA losses are equal to or exceed 31%. Full Breach Losses are a result of the Fund's barrier-related options and expose the Fund to the extent of RA losses on a one-to-one basis over the course of a selected outcome period. As shown in the table above, for a specific barrier put spread, if RA's loss has exceeded 31%, the Fund's put spread options will produce a loss of 30% and the Fund's naked put option will produce the remaining loss such that losses, in combination, will equal the losses of RA. There is no limit on losses the Fund can experience, and an investor may lose nearly its entire investment.

"Worst of Three" Barrier Put Spread Sub-Strategy

This sub-strategy is the focus of the Fund's option writing strategy. A "worst of" barrier put spread strategy is designed to produce the same return outcome profile as a barrier strategy, but rather than use a single reference asset, three reference assets are used. This type of option that binds up three reference assets is complex and is sometimes referred to as a compound option (i.e. an option on more than one reference asset). The adviser expects to execute this aspect of the strategy through an over-the-counter option or as embedded in a swap. However, "worst of" barrier option spreads do not provide a portfolio-wide level of downside protection. Here, for a specific barrier put spread, the predetermined performance level of 30% is measured against the worst performing of the reference assets over an outcome period. The adviser may not be successful in implementing a "worst of" barrier spread strategy.

General Put Spread Sub-Strategy

When the adviser believes non-barrier option writing is compelling, it may employ other put spread strategies. In a put option spread, the Fund writes an at-the-money or out-of-the-money (below current market price) put option while also purchasing a further out-of-the-money put option. However, option spreads do not provide a portfolio-wide level of downside protection. The adviser may not be successful in implementing a general spread strategy.

Generally, the Adviser writes options (whether direct or through options imbedded in a swap contract or forward contract) that it expects to expire worthless. Additionally, while the adviser expects options to be held to expiration, it may adjust positions following a large (over 10%) price swing in an option's reference asset price.

A put option gives the owner the right, but not the obligation, to sell a reference asset at a specified price (strike price) within, or at the end of, a specific time period. An at-the-money put option has a strike price equal to the current price of the reference asset. An out-of-the-money put option has a strike price below the current price of the reference asset. By selling put options in return for the receipt of premiums (the purchase price of an option), the adviser attempts to increase Fund income as the passage of time decreases the value of the written options. For example, if a written option expires worthless, the entire premium received is income to the Fund. While derivative-based gains are considered capital gains under GAAP (generally accepted accounting principles) they are commonly described as income by securities market participants.

The Fund has adopted the market convention of describing option premium as income. The option writing strategy is a form of leveraged investing. The adviser primarily considers options, swaps and forwards with up to two years to maturity. However, the adviser anticipates concentrating on options (whether direct or imbedded in a swap or forward) with shorter maturities because the option value erodes faster than with long-term options. For example, the option premium received by the Fund for writing a sequence of one-year options would be larger than the option premium received by the Fund for writing a single two-year option.

When writing options or entering into swap and forward contracts, the Fund is required to post collateral to assure its performance to the counterparty. The Fund will hold cash and cash-like instruments or high-quality short term fixed income securities (collectively, "Collateral"). The Collateral may consist of (1) U.S. Government securities, such as bills, notes and bonds issued by the U.S. Treasury; (2) money market funds (including affiliated money market ETFs); (3) fixed income ETFs; and/or (4) corporate debt securities, such as commercial paper and other short-term unsecured promissory notes issued by companies that are rated investment grade or of comparable quality. The adviser considers an unrated security to be of comparable quality to a security rated investment grade if it believes it has a similar low risk of default.

The Fund is classified as a "non-diversified" investment company under the Investment Company Act of 1940, as amended, which means that the Fund may invest a higher percentage of its assets in a fewer number of issuers than is permissible for a "diversified" fund.

Simplify Bitcoin Strategy PLUS Income ETF

The Fund is an actively managed exchange-traded fund (an "ETF"). The Fund's Adviser seeks to achieve the Fund's investment objective by using three strategies: (1) a Bitcoin strategy, (2) an income strategy, and (3) an option overlay strategy.

The Fund does not invest in Bitcoin directly.

Bitcoin Strategy

The Adviser seeks capital gains through a Bitcoin strategy. Under normal market conditions, the Adviser selects investments in Bitcoin related instruments so that the total value of economic Bitcoin exposure is approximately 50% to 200% of the net assets of the Fund. The Adviser uses a proprietary economic model to establish Bitcoin exposure along the 50% to 200% continuum. The proprietary model uses historical data to identify price and volatility trends and then predict current market behavior. The Adviser increases or decreases Bitcoin exposure based on the direction of the trends. The Bitcoin related instruments in which the Fund invests are Bitcoin futures, exchange-traded products with direct exposure to Bitcoin ("Bitcoin ETPs"), exchange-traded funds with indirect exposure to Bitcoin primarily through Bitcoin futures, options, or other derivative instruments ("Bitcoin ETFs"), and options and swaps linked to Bitcoin ETFs and Bitcoin ETPs as well as swaps and options on Bitcoin. The Adviser selects the instrument or instruments it believes presents the most economically efficient means to capture Bitcoin returns. The Adviser may reallocate among instruments when one becomes more economically efficient.

Bitcoin Futures and Swaps

Bitcoin futures are intended to track, although not lockstep, the price of Bitcoin. The Fund only invests in standardized, cash-settled Bitcoin futures contracts traded on commodity exchanges registered with the Commodity Futures Trading Commission. As of the date of this prospectus, only regulated U.S. exchanges have such contracts. The value of Bitcoin futures is determined by reference to the underlying reference asset (the spot price of Bitcoin as measured by the relevant futures exchange, which is based on a survey of major spot Bitcoin exchanges). The Adviser invests primarily in front-month Bitcoin futures. Front-month Bitcoin futures contracts are those contracts with the shortest time to maturity.

The Fund may also gain exposure to Bitcoin by entering into swap agreements that use Bitcoin, a Bitcoin ETF or Bitcoin ETP as the reference asset. A swap agreement is a two-party contract entered into primarily by institutional investors for periods ranging from a day to more than one year. In a standard "swap" transaction, two parties agree to exchange the returns (or differentials in rates of return) earned or realized on particular predetermined investments or instruments. The swap agreements entered into by the Fund may provide exposure to a single Bitcoin ETF and/or Bitcoin ETP, multiple Bitcoin ETPs and/or Bitcoin ETFs, or solely to Bitcoin. The particular Bitcoin ETF or Bitcoin ETP used as the reference asset for one or more of the Fund's swap agreements may change at any time based on a variety of factors, including market conditions, counterparty terms, and the liquidity, performance, and fees of those Bitcoin ETFs and Bitcoin ETPs.

Bitcoin ETPs and Bitcoin ETFs

Bitcoin ETPs are investment vehicles that track the price of Bitcoin by directly holding actual Bitcoin (called “spot”) as their underlying asset while Bitcoin ETFs primarily invest in Bitcoin futures, options, swaps, or other derivative instruments to gain exposure to Bitcoin. The Bitcoin ETPs and Bitcoin ETFs trade on a U.S.-regulated securities exchange. Unlike Bitcoin ETFs, Bitcoin ETPs are not registered as investment companies under the Investment Company Act of 1940, as amended (the “1940 Act”). The Adviser selects specific Bitcoin ETPs and Bitcoin ETFs that it believes offer sufficient liquidity and relatively low expenses.

Options on Bitcoin, Bitcoin Futures, Bitcoin ETFs and Bitcoin ETPs

In effectuating the Fund’s Bitcoin strategy, the Fund may purchase call options contracts that utilize Bitcoin, Bitcoin futures, a Bitcoin ETF or Bitcoin ETP as the reference asset. To implement the Bitcoin options strategy, the Fund invests in over-the-counter options on Bitcoin and traditional exchange-traded options on Bitcoin futures, Bitcoin ETFs, Bitcoin ETPs, or an index of Bitcoin ETPs and/or FLEXible EXchange® options (“FLEX Options”) that utilize a Bitcoin ETF or Bitcoin ETP as the reference asset. The Fund will close out over-the-counter options on Bitcoin prior to expiration so that it does not take delivery of Bitcoin. The Fund expects to primarily invest in options contracts that are listed, traded and cleared on regulated U.S. exchanges. Traditional exchange-traded options have standardized terms, such as the type (call or put), the reference asset, the strike price and expiration date. Exchange-listed options contracts are guaranteed for settlement by the Options Clearing Corporation (“OCC”). FLEX Options are a type of exchange-listed options contract with uniquely customizable terms that allow investors to customize key terms like type, strike price and expiration date that are standardized in a typical options contract. FLEX Options are also guaranteed for settlement by the OCC.

The Fund is deemed to be concentrated because it invests more than 25% of its net assets in investments that provide exposure to Bitcoin and/or Bitcoin futures contracts.

Bitcoin and Bitcoin Blockchain

Bitcoin is a digital asset that operates on a decentralized network using blockchain technology to facilitate secure and anonymous transactions. Bitcoin represents a digital asset that functions as a medium of exchange (although it is not widely used in this manner at present) utilizing cryptographic protocols to secure transactional processes, control the creation of additional units, and verify the transfer of assets. Its operation on a decentralized blockchain network ensures both transparency and immutability of records, without the need for a central authority. This innovative technology underpinning Bitcoin allows for peer-to-peer transactions and provides a framework for digital scarcity.

The Bitcoin blockchain constitutes a decentralized, digital ledger technology that chronologically and publicly records all Bitcoin transactions. This technology is characterized by its use of blocks, which are structurally linked in a chain through cryptographic hashes. Each block contains a list of transactions that, once verified and added to the blockchain through a consensus process known as proof of work, become extremely difficult to reverse and tamper with. The integrity, transparency, and security of the transactional data are maintained autonomously within the Bitcoin network, eliminating the necessity for central oversight and facilitating trust in a peer-to-peer system.

Income Strategy

The Adviser seeks to generate income through an income strategy focused on high-quality short-term debt instruments: U.S. Treasury securities, U.S. Treasury Inflation-Protected Securities (“TIPS”), and fixed-income ETFs that invest primarily in U.S. Treasury securities. A portion of these securities serve as collateral for the Fund’s futures, options, and swap positions. The Adviser may invest in affiliated money market ETFs to manage liquidity or to pledge as collateral for derivatives.

Additionally, the Fund increases its income producing portfolio through leverage by entering into reverse repurchase agreements. Reverse repurchase agreements are contracts in which the Fund is a seller of securities under an agreement to buy the securities back at a specified time and price. Reverse repurchase agreements are used by the Fund as an indirect means of borrowing.

Option Overlay Strategy

The Adviser seeks additional capital gains through an option overlay strategy with up to 20% of Fund assets. However, gains from written option premiums are often referred to as income. The option overlay strategy consists of an exchange-traded and over-the-counter (“OTC”) put and call option spread writing strategy on instruments linked to equities, fixed income, volatility indices, commodities, currencies, and Bitcoin). The equity and fixed income strategies include primarily U.S. companies but may include companies from both emerging and developed foreign markets and may include companies of any market capitalization. The commodity strategies may include all types of commodities and commodity indexes. Currency strategies are those that attempt to profit from the changes in the relative value of various currencies. Volatility strategies are those that attempt to profit from the changes in the historical or implied return volatility of futures or securities indexes. Volatility is a measure of a reference asset’s historical or expected future price movements. The Bitcoin related options in which the Fund may invest include exchange traded options on Bitcoin, Bitcoin futures, Bitcoin ETFs, Bitcoin ETPs, or an index of Bitcoin ETPs.

A call option gives the owner the right, but not the obligation, to buy a security, index future, ETF, or reference asset at a specified price (strike price) within a specific time period. A put option gives the owner the right, but not the obligation, to sell index futures or sell a security, index future, ETF, or reference asset at a specified price (strike price) within a specific time period.

Put Spread Sub-Strategy

In a put option spread, the Fund sells (writes) an at-the-money or out of the money (below current market price) put option while also purchasing a further out of the money put option. The written put option is intended to generate income, and the purchased put option is intended to partially limit the Fund’s potential losses from the written put option. The Adviser selects written put options that it believes will expire worthless or are likely to decline in value.

Call Spread Sub-Strategy

In a call option spread, the Fund sells (writes) an at-the-money or out of the money (above current market price) call option while also purchasing a further out of the money call option. The purchased call option is intended to limit the Fund’s potential losses from the written call option. The Adviser selects written call options that it believes will expire worthless or are likely to decline in value.

Generally, the Adviser selects among the options linked strategies based upon its evaluation of relative value based on cost, strike price (price that the optioned asset can be bought or sold by the option holder) and maturity (the last date the option contract is valid) and will exercise or close the options based on approaching maturity or opportunistic portfolio rebalancing. The Fund anticipates purchasing and selling options on a weekly, monthly, quarterly, and annual basis, depending upon the Fund’s rebalancing requirements and the individual option expiration dates. However, the Fund may rebalance its option portfolio on a more frequent basis for a number of reasons such as if market volatility renders the protection provided by the option strategy less effective or ineffective or an option position has appreciated to the point that it is prudent to decrease the Fund’s exposure and realize gains for the Fund’s shareholders. While the option overlay is intended to improve the Fund’s performance, there is no guarantee that it will do so.

Subsidiary

The Fund executes a portion of its Bitcoin strategy indirectly by investing up to 25% of its total assets (measured at the time of investment) in a wholly owned and controlled subsidiary, the Simplify Bitcoin Strategy PLUS Income Cayman Fund (the “Subsidiary”), which is designed to enhance the ability of the Fund to obtain indirect exposure to the Bitcoin market consistent with the limits of the U.S. federal tax law requirements applicable to registered investment companies. The Fund expects to gain exposure to Bitcoin futures, Bitcoin swaps, Bitcoin ETP swaps, options on Bitcoin, Bitcoin futures, Bitcoin ETPs, an index of Bitcoin ETPs, volatility indices, and commodities through the Subsidiary. The Fund does not control any other entity. The Subsidiary is advised by the Adviser. Unlike the Fund, the Subsidiary may invest without limitation indirectly in Bitcoin-related investments, however, the Subsidiary will comply with the same Investment Company Act of 1940 asset coverage requirements, when viewed on a consolidated basis with the Fund, with respect to its investments in derivatives; and also complies with the provisions of the Investment Company Act of 1940 in Section 15 (regarding investment advisory contract approvals).

The Fund is classified as a “non-diversified” investment company under the 1940 Act, which means that the Fund may invest a higher percentage of its assets in a fewer number of issuers than is permissible for a “diversified” fund.

Simplify Bond Bull ETF

The Fund is an actively managed ETF. The Adviser seeks to achieve the Fund’s investment objective by allocating the Fund’s assets between:

- interest rate related derivatives and
- interest income producing debt instruments.

The Adviser expects to allocate assets among derivatives and debt instruments, depending upon market conditions. The Fund has adopted a non-fundamental policy that, under normal circumstances, the Fund will invest at least 80% of its net assets (plus any borrowings for investment purposes) in bonds and other debt securities and instruments that provide investment exposure to such debt securities, including derivatives such as swaptions, options and futures. Debt securities include U.S. Treasury securities, U.S. Treasury Inflation-Protected Securities (“TIPS”), exchange traded funds that primarily invest in U.S. Treasuries, TIPS, and investment grade bonds.

Generally, the Fund’s strategy may be appropriate for investors who are seeking to hedge against falling interest rates. The Fund is designed investors with debt portfolios who may wish to hedge some of the risk of falling interest rates.

The Adviser seeks to achieve the interest rate hedging aspect of the Fund’s investment objective by investing long in swaptions, interest rate options, and Treasury futures. Consequently, the Fund’s portfolio will be highly sensitive to changes in interest rates. A swaption is an option to enter into a swap contract. The Fund may purchase receiver swaptions that give the Fund the option to enter into fixed interest rate swaps upon expiration of the swaption. These instruments have positive price sensitivity to falling interest rates. Similar to bond prices which typically rise when interest rates fall, it is expected that the Fund will benefit from swaption value increases, providing a hedge against the falling interest rate. Consequently, when viewed from a total return perspective, price gains in these instruments will tend to offset the effect of lower reinvestment rates caused by falling interest rates. These derivatives are selected to protect against falling long-term interest rates on high-quality instruments such as U.S. government securities and high-quality corporate debt. To select a derivative that it believes will produce the most effective hedge against falling interest rates, the Adviser assesses the interaction of maturity, strike price, reference interest rate, the risk-free rate, and volatility on the price of swaptions and interest rate options. While the investment focus of the interest rate related derivatives strategy is on gains from falling rates, to a lesser extent the Adviser’s selection process is also intended to generate gains from option and swaption positions when interest rate volatility increases. Specifically, the Adviser will tend to increase allocations to swaptions and interest rate options when it believes interest rate volatility is poised to increase as these instruments become more valuable in higher volatility environments. The Adviser rebalances derivative exposure after extreme rate movements

(for example, 0.50%) or after the passage of time has significantly changed the rate sensitivity of a derivative. As time passes, swaptions and interest rate options become less sensitive to movements in the reference swap rate or interest rate. The Adviser does not take speculative positions based on its forecast for interest rates. The Fund limits net economic exposure at the time of investment to any one over-the-counter counterparty to 25% of Fund net assets.

The Adviser seeks to achieve the income aspect of the Fund's investment objective by investing U.S. Treasury securities, TIPS, exchange traded funds that primarily invest in U.S. Treasuries, TIPS, and investment grade bonds. TIPS are securities whose principal amount increases with inflation, as measured by the Consumer Price Index and are designed to protect investors from inflation risk. The Fund may purchase debt securities of any maturity.

The Fund is classified as a "non-diversified" investment company under the 1940 Act, which means that the Fund may invest a higher percentage of its assets in a fewer number of issuers than is permissible for a "diversified" Fund.

The Fund may be required to post collateral to assure its performance under various derivatives. The Fund will hold cash and cash-like instruments or high-quality short term fixed income securities (collectively, "Collateral"). The Collateral may consist of (1) U.S. Government securities, such as bills, notes and bonds issued by the U.S. Treasury; (2) money market funds (including affiliated money market ETFs); (3) fixed income ETFs; and/or (4) corporate debt securities, such as commercial paper and other short-term unsecured promissory notes issued by companies that are rated investment grade or of comparable quality. The Adviser considers an unrated security to be of comparable quality to a security rated investment grade if it believes it has a similar low risk of default.

Simplify China A Shares PLUS Income ETF

The Fund is an actively managed ETF. Under normal circumstances, the Fund invests at least 80% of its net assets (plus any borrowings for investment purposes) in China A Shares and/or through instruments that have economic characteristics substantially similar to China A Shares. However, as of the date of this prospectus, the Fund is not able to directly invest in China A Shares. China A Shares are equity securities issued by companies incorporated in mainland China and are denominated and traded in renminbi ("RMB") on stock exchanges in mainland China such as the Shenzhen, Shanghai, and Beijing Stock Exchanges. The Fund invests without restriction as to issuer capitalization and the Fund is classified as a "non-diversified" investment company under the 1940 Act, which means that the Fund may invest a higher percentage of its assets in a fewer number of issuers than is permissible for a "diversified" Fund.

The adviser uses China A Shares-linked futures, options, swaps, US-based ETFs, and US-based ADRs as substitutes that are economically substantially similar to China A Shares. The adviser selects a core portfolio that it believes will be representative of the Chinese A Shares stock market in general. The adviser supplements the core portfolio with individual stocks that it believes offer a higher expected return and/or low risk profile than a peer group of stocks of similar companies. The adviser adjusts the supplemented portion of the portfolio when a different stock offers a better risk/reward profile.

Foreign investors, such as the Fund, cannot invest directly in China A Shares in the conventional sense. However, under current regulations in the People's Republic of China ("PRC" or "China"), certain foreign investors can invest in the domestic PRC securities markets indirectly through certain market-access programs. However, as of the date of this prospectus, the Fund is not eligible for a market-access program. These programs include the Shanghai-Hong Kong and Shenzhen-Hong Kong Stock Connect programs ("Stock Connect") and the Qualified Foreign Investor ("QFI", including Qualified Foreign Institutional Investor ("QFII") and Renminbi Qualified Foreign Institutional Investor ("RQFII")) program. Under the QFI and RQFII programs investors are required to obtain a license from the China Securities Regulatory Commission ("CSRC") to participate in the program. The adviser does not have such a license and is not expected to receive one. Stock Connect is a securities trading and clearing program between either the Shanghai Stock Exchange or Shenzhen Stock Exchange and The Stock Exchange of Hong Kong Limited ("SEHK"), China Securities Depository and Clearing Corporation Limited and Hong Kong Securities Clearing Company Limited. Stock Connect is designed to permit mutual stock market access between

mainland China and Hong Kong by allowing investors to trade and settle eligible securities (including China A-Shares and ETFs) on each market via their local exchanges. Trading through Stock Connect is subject to a daily quota (“Daily Quota”), which limits the maximum daily net purchases on any particular day by Hong Kong investors (and foreign investors trading through Hong Kong) trading PRC listed securities and PRC investors trading Hong Kong listed securities through the relevant Stock Connect. Consequently, the Fund’s investments in China A-Shares will be limited in part by the Daily Quota that limits total purchases through Stock Connect. The Adviser may invest in affiliated money market ETFs to manage liquidity or to pledge as collateral for derivatives.

Income Generating Option Strategy

When the adviser believes an option strategy may produce higher returns than the China A Shares strategy, it allocates up to 20% of Fund assets to an option strategy. To generate income, the Fund employs an exchange traded and OTC option spread writing strategy on equity, fixed income, and currency ETFs and exchange traded products (“ETPs”). The adviser focuses on index-based domestically-traded ETFs, for example, such as those linked to the S&P 500[®] Index or the Bloomberg US Aggregate Bond Index. The adviser selects equity ETFs holding stocks of any market capitalization and fixed income ETFs holding securities of any maturity or credit quality. A call option gives the owner the right, but not the obligation, to buy an ETF at a specified price (strike price) within a specific time period. A put option gives the owner the right, but not the obligation, to sell an ETF at a specified price (strike price) within a specific time period. By selling put and call options in return for the receipt of premiums (the purchase price of an option), the adviser attempts to increase Fund income as the passage of time decreases the value of the written options. Gains from written option premiums are capital gains, but commonly referred to as income. The option writing strategy is a form of leveraged investing. The adviser focuses on writing short-term options with less than one-month to maturity because their value erodes faster than long-term options.

Call Spread Sub-Strategy

When the adviser believes an ETF’s price will decrease, remain unchanged, or only increase slightly it employs a call spread strategy. In a call option spread, the Fund sells (writes) an out of the money (above current market price) call option while also purchasing a further out of the money call option.

Put Spread Sub-Strategy

When the adviser believes an ETF’s price will increase, remain unchanged, or only decrease slightly it employs a put spread strategy. In a put option spread, the Fund sells (writes) an out of the money (below current market price) put option while also purchasing a further out of the money put option.

The adviser selects the combination of reference assets and options that are expected to produce the highest level of income. The adviser expects the written options to expire worthless, but purchases lower-cost further out of the money options to insulate the Fund from large losses if the written options increase in value. The adviser expects options to be held to expiration, but may adjust positions following a large (over 10%) price swing in an option’s reference ETF.

When writing options, the Fund is required to post collateral to assure its performance to the option buyer. The Fund will hold cash and cash-like instruments or high-quality short term fixed income securities (collectively, “Collateral”). The Collateral may consist of (1) U.S. Government securities, such as bills, notes and bonds issued by the U.S. Treasury; (2) money market funds (including affiliated money market ETFs); (3) fixed income ETFs; and/or (4) corporate debt securities, such as commercial paper and other short-term unsecured promissory notes issued by companies that are rated investment grade or of comparable quality. The adviser considers an unrated security to be of comparable quality to a security rated investment grade if it believes it has a similar low risk of default.

Simplify Currency Strategy ETF

The Fund is an actively managed exchange-traded fund (“ETF”). The adviser seeks to fulfil the Fund’s investment objective by investing primarily in foreign currency forward contracts, foreign currency forward swaps, and foreign currency futures contracts that provide exposure comparable to buying or selling the foreign currencies directly. The adviser employs one strategy for G-10 currencies and a different one for emerging market currencies.

The Fund’s currency investments will represent one or more “G-10” currencies, which include the Australian Dollar (AUD), Canadian Dollar (CAD), Euro (EUR), Japanese Yen (JPY), New Zealand Dollar (NZD), Norwegian Krone (NOK), British Pound (GBP), Swedish Krona (SEK), Swiss Franc (CHF), and U.S. Dollar (USD), as well as currencies of emerging market countries outside of the G-10. The Fund defines an emerging market country as any country that is (i) generally recognized to be an emerging market country by the international financial community, including the World Bank; (ii) classified by the United Nations as a developing country; or (iii) included in the MSCI Emerging Markets Index.

G-10 Currency Strategy

The Fund will generally enter into foreign currency forward contracts, foreign currency forward swaps, and foreign currency futures contracts in G-10 currencies, either long or short, based on the adviser’s determination of which currencies it believes will outperform or underperform the U.S. Dollar, based on its proprietary forecast. The Fund will invest in long positions for G-10 currencies that are expected to appreciate relative to the U.S. dollar, and short positions for G-10 currencies that are expected to depreciate against the U.S. dollar.

Emerging Markets Currency Strategy

The Fund also enters into foreign currency forward contracts, foreign currency forward swaps, and foreign currency futures contracts for exposure to emerging market countries’ currencies, either long or short. The adviser implements what is commonly referred to as a carry strategy for emerging market currencies. The adviser takes a long position in currencies with the highest interest rates while taking short positions in currencies with the lowest interest rates. Conceptually, this is economically similar borrowing in a low-interest rate currency and investing the borrowed amount into another higher-interest rate currency. Leverage has the effect of increasing the Fund’s volatility as well as the potential for gains and losses.

The Fund invests in both physical delivery and USD cash-settled currency forward contracts. A cash-settled foreign currency forward contract is similar to a regular foreign currency forward contract, except that at maturity the cash-settled contract does not require physical delivery of currencies. A foreign exchange forward contract is an obligation to purchase or sell a specific currency on a future date (settlement date) for a fixed price set on the date of the contract (trade date). According to the terms of a cash-settled foreign currency forward contract, on the settlement date, the party that is long the now-depreciated currency pays the other party the amount of the depreciation times the notional amount of the contract. This represents the difference between the contracted forward price and the spot market rate at settlement date. By utilizing cash-settled foreign currency forward contracts, the Fund will not take physical delivery of a currency as part of a forward contract. All forward contracts are subject to counterparty default risk. The Fund limits net economic exposure at the time of investment to any one over-the-counter counterparty to 25% of Fund net assets.

The Fund is required to post collateral to assure its performance to the currency instrument counterparties. The Fund will hold cash and cash-like instruments or high-quality short term fixed income securities (collectively, “Collateral”). The Collateral may consist of (i) U.S. Government securities, such as bills, notes and bonds issued by the U.S. Treasury; (ii) money market funds (including affiliated money market ETFs); (iii) fixed income ETFs; and/or (iv) corporate debt securities, such as commercial paper and other short-term unsecured promissory notes issued by companies that are rated investment grade or of comparable quality. The adviser considers an unrated security to be of comparable quality to a security rated investment grade if it believes it has a similar low risk of default. The Fund anticipates the majority of the Fund’s assets will be pledged as Collateral and the remainder of the portfolio will also be composed of Collateral. The Fund is classified as a “non-diversified” investment company under the Investment Company Act of 1940, as amended, which means that the Fund may invest a higher percentage of its assets in a fewer number of issuers than is permissible for a “diversified” Fund. Under normal circumstances, the Fund invests at least 80% of its net assets (plus any borrowings for investment purposes) in investments that provide economic exposure to currencies.

Simplify Gold Strategy PLUS Income ETF

The Fund is an actively managed ETF. The adviser seeks to fulfill the Fund's investment objective by using two strategies: (1) a gold futures strategy, and (2) an income generating option strategy.

Gold Futures Strategy

The adviser seeks capital gains through a gold futures strategy. The Fund is deemed to be concentrated because it holds the economic equivalent of more than 25% of its net assets in gold futures contracts.

Under normal market conditions, at the start of each quarter, the adviser selects gold futures so that the total value of economic gold exposure is up to approximately 150% of the net assets of the Fund. The adviser expects to rebalance this exposure quarterly. Consequently, as the price of gold future rises or falls, the Fund's exposure could be higher or lower than 150% during a quarter. However, the adviser will rebalance more frequently, if needed, to comply with the Investment Company Act of 1940 and its regulations related to derivatives. Gold futures are intended to track, although not lockstep, the price of gold. The Fund invests in standardized gold futures contracts traded on commodity exchanges registered with the Commodity Futures Trading Commission, such as the Commodity Exchange Inc. (commonly known as COMEX), which is a part of the Chicago Mercantile Exchange Group. The value of gold futures is determined by reference to 100 troy ounces of gold subject to an assay minimum of 995 fineness (i.e. 99.5% pure). The adviser invests primarily in front-month gold futures. Front-month gold futures contracts are those contracts with the shortest time to maturity. The adviser will roll futures contracts prior to their expiration into a contract with a longer maturity, although this does not produce rebalancing.

Income Generating Option Strategy

To generate income, the Fund employs an exchange traded and OTC option spread writing strategy on equity, fixed income, and currency ETFs. The adviser focuses on index-based domestically-traded ETFs, for example, such as those linked to the S&P 500[®] Index or the Bloomberg US Aggregate Bond Index. The adviser selects equity ETFs holding stocks of any market capitalization and fixed income ETFs holding securities of any maturity or credit quality. A call option gives the owner the right, but not the obligation, to buy an ETF at a specified price (strike price) within a specific time period. A put option gives the owner the right, but not the obligation, to sell an ETF at a specified price (strike price) within a specific time period. By selling put and call options, in a spread writing strategy, in return for the receipt of premiums (the purchase price of an option), the adviser attempts to increase Fund income as the passage of time decreases the value of the written option leg of the spread. Gains from written option premiums are capital gains, but commonly referred to as income. The option writing strategy is a form of leveraged investing. The adviser focuses on writing short-term options with less than one-month to maturity because their value erodes faster than long-term options. The Adviser may invest in affiliated money market ETFs to manage liquidity or to pledge as collateral for derivatives.

Call Spread Sub-Strategy

When the adviser believes an ETF's price will decrease, remain unchanged, or only increase slightly it employs a call spread strategy. In a call option spread, the Fund sells (writes) an out of the money (above current market price) call option while also purchasing a further out of the money call option.

Put Spread Sub-Strategy

When the adviser believes an ETF's price will increase, remain unchanged, or only decrease slightly it employs a put spread strategy. In a put option spread, the Fund sells (writes) an out of the money (below current market price) put option while also purchasing a further out of the money put option.

The Adviser expects the written options to expire worthless, but purchases lower-cost further out of the money options to insulate the Fund from large losses if the written options increase in value. The adviser expects options to be held to expiration, but may adjust positions following a large (over 10%) price swing in an option's reference ETF. The Fund limits net economic exposure at the time of investment to any one over-the-counter counterparty to 25% of Fund net assets.

When writing options or using gold futures, the Fund is required to post collateral to assure its performance to the option buyer. The Fund will hold cash and cash-like instruments or high-quality short term fixed income securities (collectively, “Collateral”). The Collateral may consist of (1) U.S. Government securities, such as bills, notes and bonds issued by the U.S. Treasury; (2) money market funds (including affiliated money market ETFs); (3) fixed income ETFs; and/or (4) corporate debt securities, such as commercial paper and other short-term unsecured promissory notes issued by companies that are rated investment grade or of comparable quality. The Adviser considers an unrated security to be of comparable quality to a security rated investment grade if it believes it has a similar low risk of default. The majority of the Fund’s securities portfolio will consist of Collateral and approximately up to 25% will consist of the purchased leg of options related to the option spread strategy.

The Fund expects to gain exposure to gold futures and certain options markets by investing up to 25% of its assets in a wholly owned subsidiary of the Fund organized under the laws of the Cayman Islands (the “Subsidiary”). The Subsidiary is advised by the Fund’s investment adviser. Unlike the Fund, the Subsidiary is not an investment company registered under the 1940 Act and is not subject to all of the investor protections of the 1940 Act. The Fund’s investment in the Subsidiary is intended to provide the Fund with exposure to gold futures and certain options markets in accordance with applicable rules and regulations.

The Fund, by investing in the Subsidiary when viewed together with the Fund, will operate as though it is subject to the protections offered to investors in registered investment companies with respect to Sections 8 and 18 of the 1940 Act (regarding investment policies, capital structure and leverage), Section 15 of the 1940 Act (regarding investment advisory contracts) and Section 17 of the 1940 Act (regarding affiliated transactions and custody). The Fund wholly owns and controls the Subsidiary, and the Fund and Subsidiary are both managed by the adviser, making it unlikely that the Subsidiary will take action contrary to the interests of the Fund or its shareholders. The Fund’s Board has oversight responsibility for the investment activities of the Fund, including its investment in the Subsidiary, and the Fund’s role as the sole shareholder of the Subsidiary. Also, the Adviser in managing the Subsidiary’s investment portfolio, is subject to the same investment restrictions and operational guidelines that apply to the management of the Fund, when viewed on a consolidated basis.

The Fund is a “commodity pool” under the U.S. Commodity Exchange Act (“CEA”), and the Adviser is a “commodity pool operator” registered with and regulated by the Commodity Futures Trading Commission (“CFTC”). As a result, additional CFTC-mandated disclosure, reporting and recordkeeping obligations apply with respect to the Fund under CFTC and Securities and Exchange Commission (“SEC”) harmonized regulations. The Fund is classified as a “non-diversified” investment company under the Investment Company Act of 1940, as amended, which means that the Fund may invest a higher percentage of its assets in a fewer number of issuers than is permissible for a “diversified” Fund.

Simplify Government Money Market ETF

The Fund operates as a “government money market fund” pursuant to Rule 2a-7 under the 1940 Act and is subject to related restrictions on its portfolio composition. Consequently, the Fund invests at least 99.5% of its total assets in (i) cash, (ii) U.S. Government securities, and (iii) repurchase agreements fully collateralized by such obligations or cash. Additionally, the Fund invests in securities maturing in 397 days or less and maintains a portfolio dollar-weighted average maturity of 60 days or less and a dollar-weighted average life of 120 days or less.

The “dollar-weighted average maturity” of the Fund is the average amount of time until the organizations that issued the debt securities in the Fund’s portfolio must pay off the principal amount of the debt. “Dollar-weighted” means the larger the dollar value of a debt security based on its market value in the Fund, the more weight it gets in calculating this average. To calculate the dollar-weighted average maturity, the Fund may treat a variable or floating rate security as having a maturity equal to the time remaining to the security’s next interest rate reset date or the period remaining until the principal amount can be recovered through demand rather than the security’s actual maturity. “Dollar-weighted average life” means the dollar-weighted average maturity of the Fund’s portfolio calculated without reference to the exceptions used for variable or floating rate securities regarding the use of the interest rate reset dates in lieu of the security’s actual maturity date.

Furthermore, the Fund will hold securities that are sufficiently liquid to meet reasonably foreseeable shareholder redemptions and maintain at least 25% of its total assets in “daily” liquid assets and at least 50% of its total assets in “weekly” liquid assets. The Fund will not acquire any security other than a daily liquid asset unless, immediately following such purchase, at least 25% of its total assets would be invested in daily liquid assets, and the Fund will not acquire any security other than a weekly liquid asset unless, immediately following such purchase, at least 50% of its total assets would be invested in weekly liquid assets. “Daily liquid assets” include (i) cash; (ii) direct obligations of the U.S. Government; (iii) securities that will mature, as determined without reference to the maturity shortening provisions of Rule 2a-7 regarding interest rate readjustments, or are subject to a demand feature that is exercisable and payable within one business day; and (iv) amounts receivable and due unconditionally within one business day on pending sales of portfolio securities. “Weekly liquid assets” include (i) cash; (ii) direct obligations of the U.S. Government; (iii) U.S. Government securities issued by a person controlled or supervised by and acting as an instrumentality of the U.S. Government pursuant to authority granted by the U.S. Congress, that are issued at a discount to the principal amount to be repaid at maturity without provision for the payment of interest and have a remaining maturity of 60 days or less; (iv) securities that will mature, as determined without reference to the maturity shortening provisions of Rule 2a-7 regarding interest rate readjustments, or are subject to a demand feature that is exercisable and payable within five business days; and (v) amounts receivable and due unconditionally within five business days on pending sales of portfolio securities. The Fund may transact in securities on a when-issued, delayed delivery or forward commitment basis.

U.S. Treasury Obligations. The Fund may invest in direct obligations of the U.S. Treasury. The Fund may also invest in Treasury receipts where the principal and interest components are traded separately under the Separate Trading of Registered Interest and Principal of Securities (“STRIPS”) program.

U.S. Government Obligations. The Fund may purchase obligations issued or guaranteed as to principal or interest by the U.S. Government or its agencies, authorities, instrumentalities and sponsored enterprises, and related custodial receipts. U.S. Government securities are obligations issued or guaranteed as to principal or interest by the U.S. Government, its agencies or instrumentalities. Certain obligations that are issued by U.S. government agencies or instrumentalities (also referred to as government sponsored enterprises or GSEs, which have been created under Congressional charter) are not fully guaranteed by the U.S. Treasury. For example, debt issued by the Federal National Mortgage Association (Fannie Mae), the Federal Home Loan Mortgage Corporation (Freddie Mac) and the Federal Home Loan Banks are not supported by the full faith and credit of the United States. These entities are, however, supported through federal subsidies, loans or other benefits. Finally, the Fund may invest in certain government securities that are issued by entities whose activities are sponsored by the federal government, but that have no explicit financial support.

Variable and Floating Rate Instruments. The Fund may purchase variable or floating rate notes, which are instruments that provide for adjustments in the interest rate on certain reset dates or whenever a specified interest rate index changes, respectively.

Additionally, the Fund invests, under normal circumstances, at least 80% of its net assets, plus the amount of any borrowings for investment purposes, in U.S. Government securities. For this purpose, U.S. Government securities are as defined above plus repurchase agreements fully collateralized by U.S. Government securities. This 80% policy is a non-fundamental policy and the Fund will not change it without providing shareholders with at least 60 days’ prior notice.

The Board has determined that the Fund will operate as an ETF pursuant to Rule 6c-11 under the 1940 Act and the Fund will also qualify as a “government money market fund” pursuant to Rule 2a-7. Many U.S. government money market instruments pay income that is generally exempt from state and local income tax, although they may be subject to corporate franchise tax in some states.

The Fund may invest a significant percentage of its assets in repurchase agreements. Repurchase agreements are transactions in which the Fund purchases government securities and simultaneously commits to resell them to the same counterparty at a future time and at a price reflecting a market rate of interest. The Fund expects to focus initially in overnight repurchase agreements. However, in the future, the Fund may invest in repurchase agreements with longer maturities. Income from repurchase agreements may not be exempt from state and local income taxation. Repurchase agreements often offer a higher yield than investments directly in government securities. The Fund does not charge a liquidity fee on redemptions.

Although the Fund will seek to continue to qualify as a “government money market fund,” it will not seek to maintain a stable net asset value (“NAV”) per share using the amortized cost or penny rounding method of valuation. Instead, the Fund will calculate its NAV per share based on the market value of its investments. In addition, unlike a traditional money market fund, the Fund operates as an ETF. As an ETF, the Fund’s shares will be traded on NYSE Arca, Inc. (“NYSE Arca”) and will generally fluctuate in accordance with changes in NAV per share as well as the relative supply of, and demand for, shares on NYSE Arca. An investment in the Fund is not a bank account and is not insured or guaranteed by the Federal Deposit Insurance Corporation or any other government agency. The Fund’s sponsor is not required to reimburse the Fund for losses, and you should not expect that the sponsor will provide financial support to the Fund at any time, including during periods of market stress.

You could lose money by investing in the Fund.

The Fund is an actively managed ETF that does not seek to replicate the performance of a specified index.

Simplify Enhanced Income ETF

The Fund is an actively managed ETF. The Adviser seeks to fulfill the Fund’s investment objective by using two income strategies: (1) an interest income strategy and (2) an income generating option strategy. “Enhanced Income” in the Fund’s name refers to the strategy goal of producing additional income through options that enhances the Fund’s interest income.

Interest Income Strategy

The Fund invests primarily in interest income producing U.S. Treasury securities such as bills, notes, and bonds or fixed income ETFs that invest primarily in U.S. Treasuries. The Fund targets an average securities portfolio duration of two years or less but does not restrict individual security maturity. Duration is a measure of the price sensitivity of a debt instrument when interest rates change. For example, if a note has a duration of 1 year, a 1% rise in rates would result in a 1% decline in price. The Adviser selects securities to maximize portfolio yield within the current duration target and the Adviser sells securities primarily to adjust portfolio duration. The Adviser may invest in affiliated money market ETFs to manage liquidity or to pledge as collateral for derivatives.

Income Generating Option Strategy

To generate additional income, the Fund employs an exchange-traded and OTC option spread writing strategy on equity, fixed income, volatility, commodity, and currency ETFs and exchange-traded products (“ETPs”). The Adviser focuses on index-based domestically-traded ETFs, for example, such as those linked to the S&P 500[®] Index or the Bloomberg US Aggregate Bond Index. The Adviser selects equity ETFs holding stocks of any market capitalization and fixed income ETFs holding securities of any maturity or credit quality.

A call option gives the owner the right, but not the obligation, to buy an ETF at a specified price (strike price) within a specific time period. A put option gives the owner the right, but not the obligation, to sell an ETF at a specified price (strike price) within a specific time period. By selling put and call options in return for the receipt of premiums (the purchase price of an option), the Adviser attempts to increase Fund income as the passage of time decreases the value of the written options. The option writing strategy is a form of leveraged investing. Gains from written option premiums are capital gains, but commonly referred to as income.

The Adviser focuses on writing short-term options with less than one-month to maturity because their value erodes faster than long-term options. The Adviser also considers other factors such as strike price, maturity, implied volatility when selecting options it believes will best support the Fund's income objective. The option spread strategy generates a net-credit to the Fund, meaning that the premium received from writing the options will be greater than the cost of buying the further out of the money options.

Call Spread Sub-Strategy

When the Adviser believes an ETF's price will decrease, remain unchanged, or only increase slightly it employs a call spread strategy. In a call option spread, the Fund writes an out of the money (above current market price) call option while also purchasing a further out of the money call option.

Put Spread Sub-Strategy

When the Adviser believes an ETF's price will increase, remain unchanged, or only decrease slightly it employs a put spread strategy. In a put option spread, the Fund writes an out of the money (below current market price) put option while also purchasing a further out of the money put option.

The Adviser expects the written options to expire worthless, but purchases lower-cost further out of the money options to insulate the Fund from large losses if the written options increase in value. The Adviser expects options to be held to expiration, but may adjust positions following a large (over 10%) price swing in an option's reference ETF.

When writing options, the Fund is required to post collateral to assure its performance to the option buyer. The Fund will hold cash and cash-like instruments or high-quality short term fixed income securities (collectively, "Collateral"). The Collateral may consist of (1) U.S. Government securities, such as bills, notes and bonds issued by the U.S. Treasury; (2) money market funds (including affiliated money market ETFs); (3) fixed income ETFs; and/or (4) corporate debt securities, such as commercial paper and other short-term unsecured promissory notes issued by companies that are rated investment grade or of comparable quality. The Adviser considers an unrated security to be of comparable quality to a security rated investment grade if it believes it has a similar low risk of default.

The Fund expects to gain exposure to certain options markets by investing up to 25% of its assets in a wholly owned subsidiary of the Fund organized under the laws of the Cayman Islands (the "Subsidiary"). The Subsidiary is advised by the Fund's investment Adviser. Unlike the Fund, the Subsidiary is not an investment company registered under the 1940 Act. The Fund's investment in the Subsidiary is intended to provide the Fund with exposure to options markets in accordance with applicable rules and regulations.

Simplify Health Care ETF

Under normal circumstances, the Fund will invest at least 80% of its assets (plus any borrowings for investment purposes) in securities of U.S. health care companies. The Fund defines health care companies as companies included in the Global Industry Classification Standard health care sector. The Fund defines equity securities as common stock, preferred stock, or ETFs that invest in the same and invests in companies without restriction as to capitalization, including micro-capitalization companies.

The Fund will invest in 50 to 100 health care companies. The Fund will use fundamental, bottom-up analysis that seeks to identify high-quality companies and the most compelling investment opportunities. In general, the Fund will follow a growth investment strategy, seeking companies whose earnings are expected to grow faster than inflation and the economy in general. When stock valuations seem unusually high, however, a "value" approach, which gives preference to seemingly undervalued companies, may be emphasized. The Fund generally seeks investments in companies that are developing new and effective medicines, as well as companies whose business models reduce costs or improve quality in health care systems. The Fund may invest in health care companies that do not seek to design or develop treatments for breast cancer. The Adviser may invest in affiliated money market ETFs to manage liquidity.

The Fund's namesake is The Susan G. Komen Breast Cancer Foundation, Inc. (the "Foundation"), a 501(c)(3) charitable foundation. In exchange for the use of its name and logo, Simplify Asset Management Inc., the Adviser will donate its annual management fee for managing the Fund to the Foundation. **The Foundation shall use such donation to support its mission, but the Foundation will not participate in or have any influence on the day-to-day operations of the Fund or the Adviser's management of the Fund.** The Fund is not organized as a charitable investment trust.

Simplify Hedged Equity ETF

Equity Strategy

The Fund has adopted a non-fundamental policy that, under normal circumstances, the Fund invests at least 80% of its net assets (plus any borrowings for investment purposes) in equity securities, primarily by purchasing ETFs that seek to track the investment results of the S&P 500 Index, which measures the performance of the large-capitalization sector of the U.S. equity market. The Fund typically invests at least 80% of the Fund's portfolio in underlying ETFs. The Adviser does not frequently trade ETFs but seeks to maintain consistent exposure to the S&P 500 Index.

Put/Spread Collar Strategy

The Fund also purchases and sells exchange traded put options and sells exchange traded call options in the execution of an option overlay strategy known as a "put/spread collar" strategy. Up to twenty percent of the Fund's net asset value will be subject to the "put/spread collar" strategy. The options used are based either on the S&P 500 Index itself or ETFs that seek to replicate the S&P 500 Index ("S&P 500 ETFs"). This strategy seeks to provide investors with downside protection from the put options as well as income from the index call options in an effort to reduce the risk and volatility associated with typical long-only equity strategies. If the Fund purchases a call option, the Fund has the right, but not the obligation, to buy a stock or other asset at a specified price (strike price) within a specific time period. If the Fund purchases a put option, the Fund has the right, but not the obligation, to sell a stock or other asset at a specified price (strike price) within a specific time period.

The Fund creates a put/spread collar by buying a put option on the S&P 500 Index or an S&P 500 ETF at a higher strike price and selling a put option on that index or ETF at a relatively lower strike price, resulting in what is known as a put option spread. At the same time, the Fund will sell a call option on the S&P 500 Index or an S&P 500 ETF. The Fund may determine to create more than one put/spread collar as Fund assets increase. The put option spread is generally maintained so that the Fund is protected from a decrease in the market (as measured by the S&P 500 Index) of five to twenty percent. The options are reset on at least a quarterly basis to respond to current market conditions. The Adviser utilizes a five to twenty percent range in order to align with similar low volatility strategies. The put option spread is a strategic, persistent exposure meant to hedge against a portion of market declines. If the market goes down, the Fund's returns may fall less than the market because the Adviser will sell or exercise the put options. The value of the Fund's put options is expected to decrease in proportion to the decrease in value of the underlying assets, but the amount by which the Fund's options increase or decrease in value depends on how far the market has moved from the time the options position was initiated and the relative strike prices of the purchased and sold put options. By selling call options in return for the receipt of premiums, the Fund will give up the opportunity to benefit from potential increases in the value of the S&P 500 ETFs above the exercise prices of such options. By purchasing put options in return for the payment of premiums, the Fund may be protected from a significant decline in the price of the S&P 500 ETFs if the put options become in the money (where the put option's strike price is greater than the market price of the underlying asset), but during periods where the S&P 500 ETFs appreciate, the Fund will underperform due to the cost of the premiums paid and the increased value of call sold.

The put/spread collar seeks to protect the Fund against a decline in value, and its execution tends to be less expensive than a strategy of only purchasing put options. The premiums received from writing index call options are designed to provide income, and those premiums can help offset the cost of the put option spread. Any savings generated between the premiums received from writing index call options and the premiums of the put options are passed on to shareholders. This strategy, however, provides investors less downside risk when there is only a small decline in the price of the stock. This is because the protection offered by the collar is limited to the extent of the difference between the strike prices of the put option purchased and the put option sold. This means that the strategy will not be effective as a strategy of put options only would be in protecting the Fund from steeper declines. On the other hand, the use of call options limits the Fund's ability to profit from increases in the value of its equity portfolio because when markets are rising, the call option will likely be exercised once the market price rises to the option's strike price.

Use of Futures. In addition to the use of options in the put/spread collar strategy described above, the Fund may use future contracts (derivative contracts that obligate the buyer or seller to transact at a set price and predetermined time), primarily futures on indexes, to more effectively gain targeted equity exposure from its cash positions and to hedge the Fund's portfolio if it is unable to purchase or write the necessary options for its overlay strategy.

The Adviser may invest in affiliated money market ETFs to manage liquidity or to pledge as collateral for derivatives.

Simplify High Yield ETF

The Adviser seeks to achieve the Fund's investment objective by investing in high yield bonds also known as "junk bonds" primarily by purchasing swaps on exchange traded funds and applying a credit hedge derivatives strategy to the Fund's investments.

High Yield Strategy

The Fund has adopted a non-fundamental investment policy that, under normal circumstances, the Fund will invest at least 80% of its net assets (plus any borrowings for investment purposes) in securities that provide exposure to high yield securities, also known as junk bonds. The Fund defines junk bonds as those rated below Baa3 by Moody's Investors Service or below BBB- by Standard and Poor's Rating Group, or, if unrated, determined by the Adviser to be of similar credit quality. The Adviser does not frequently trade securities but seeks to maintain consistent exposure to junk bonds primarily through its purchase of swaps on exchange traded funds that primarily invest in high-yield securities ("H-Y ETFs"); and secondarily through its purchase of H-Y ETFs call options on H-Y ETFs, as well as by selling (writing) put options H-Y ETFs. The Adviser determines the securities to which it seeks exposure based on factors such as price, liquidity, and track record.

The H-Y ETFs underlying the swaps that the Fund will invest in may target high yield bonds with different maturities, durations, and quality requirements in connection with their investment strategies. Duration is a measure of price sensitivity of a debt security or a portfolio of debt securities to relative changes in interest rates. For instance, a duration of "five years" means that a security's or portfolio's price would be expected to decrease by approximately 5% with a 1% increase in interest rates (assuming a parallel shift in yield curve). Maturity is the period during which its owner will receive interest payments on the investment. When the bond reaches maturity, the Fund is repaid its par, or face value. A bond's quality is a reference to the grade given to a bond by a rating service that indicates its credit quality. The rating takes into consideration a bond issuer's financial strength or its ability to pay a bond's principal and interest in a timely fashion. For instance, a "AAA" high-grade rated bond offers more security and lower profit potential (lower yield) than a "B-" rated speculative bond. The Adviser may invest in affiliated money market ETFs to manage liquidity or to pledge as collateral for derivatives.

Derivatives Overlay – Generally

In total, the Fund may invest up to 20% of the Fund's portfolio in derivatives (measured by purchase price in the case of options or collateral pledged in the case of other derivatives) through a credit hedge strategy and/or an income generating option strategy. The Adviser anticipates purchasing and selling its derivatives on a monthly, quarterly, and annual basis, depending upon the Fund's rebalancing requirements and expiration dates. However, the Adviser may rebalance the Fund's derivative portfolio on a more frequent basis for a number of reasons such as when market volatility renders the protection provided by the derivative strategy ineffective or a derivative position has appreciated to the point that it is prudent to decrease the Fund's exposure and realize gains for the Fund's shareholders. Derivatives may be exchange-traded or over-the-counter ("OTC"); index-based or linked to a specific security. The Adviser selects derivatives based upon its evaluation of relative value based on expected hedging effectiveness, cost, and in the case of options, strike price (price that the option can be bought or sold by the option holder) and maturity (the last date the option contract is valid) and will exercise or close the options based typically on maturity.

Credit Hedge Strategy

The Fund may invest up to 20% of the Fund's portfolio in derivatives to hedge against interest rate risk and credit risk. When the Adviser believes credit risk will be increasing, it will hedge primarily by receiving protection through total return swaps that use fixed income instruments, fixed income indexes, fixed income ETFs, or H-Y ETFs as reference assets. However, when the Adviser believes a short-term opportunity for a more-effective hedge is available, it may also use total return swaps that use equities, equity indexes or equity ETFs as reference assets to manage interest rate and credit risk. The Adviser closes derivative positions when it believes the related risk is no longer significant or to use a more efficient or cost-effective derivative.

Income Generating Option Strategy

The Fund may invest up to 20% of the Fund's portfolio in derivatives to generate additional income. To do so, the Fund employs an option and option spread writing strategy on instruments linked to equities, debt, volatility indices, commodities, and currencies. The equity and fixed income strategies include primarily U.S. companies but may include companies from both emerging and developed foreign markets and may include companies of any market capitalization. The commodity strategies may include all types of commodities and commodity indexes. Currency strategies are those that attempt to profit from the changes in the relative value of various currencies. Volatility strategies are those that attempt to profit from the changes in the historical or implied return volatility of futures or securities indexes. Volatility is a measure of a reference asset's historical or expected future price movements.

A call option gives the owner the right, but not the obligation, to buy an asset at a specified price (strike price) within a specific time period. A put option gives the owner the right, but not the obligation, to sell an asset at a specified price (strike price) within a specific time period. By selling put and call options in return for the receipt of premiums (the purchase price of an option), the Adviser attempts to increase Fund income as the passage of time decreases the value of the written options. Gains from written option premiums are capital gains, but commonly referred to as income. The option writing strategy is a form of leveraged investing. The Adviser focuses on writing short-term options with less than one-month to maturity because their value erodes faster than long-term options.

Call Spread Sub-Strategy

When the Adviser believes an asset's price will decrease, remain unchanged, or only increase slightly it employs a call spread strategy. In a call option spread, the Fund sells (writes) an out of the money (above current market price) call option while also purchasing a further out of the money call option.

Put Spread Sub-Strategy

When the Adviser believes an asset's price will increase, remain unchanged, or only decrease slightly it employs a put spread strategy. In a put option spread, the Fund sells (writes) an out of the money (below current market price) put option while also purchasing a further out of the money put option.

The Adviser expects the written options to expire worthless, but purchases lower-cost further out of the money options to insulate the Fund from large losses if the written options increase in value. The Adviser expects options to be held to expiration but may adjust positions following a large (over 10%) price swing in an option's reference asset.

The Fund also holds cash and invests in cash-like instruments or high-quality short term fixed income securities to serve as collateral for swaps, futures and assuring its performance to an option buyer when writing options (collectively, "Collateral"). The Collateral may consist of (1) U.S. Government securities, such as bills, notes and bonds issued by the U.S. Treasury; (2) money market funds (including affiliated money market ETFs); (3) fixed income ETFs; and/or (4) corporate debt securities, such as commercial paper and other short-term unsecured promissory notes issued by companies that are rated investment grade or of comparable quality. The Adviser considers an unrated security to be of comparable quality to a security rated investment grade if it believes it has a similar low risk of default.

Simplify Interest Rate Hedge ETF

The Adviser seeks to achieve the Fund's investment objective by allocating the Fund's assets approximately equally between:

- interest rate related derivatives and
- interest income producing debt instruments.

The Adviser seeks to achieve the interest rate hedging aspect of the Fund's investment objective by investing in swaptions, interest rate options, and Treasury futures. Consequently, the Fund's portfolio will be highly sensitive to changes in interest rates. A swaption is an option to enter into a swap contract. The Fund also may short swaptions. The Fund may purchase payer swaptions that give the Fund the option to enter into fixed interest rate swaps upon expiration of the swaption. These instruments have positive price sensitivity to rising interest rates. Opposite to bond prices which typically fall when interest rates rise, it is expected that the Fund will benefit from swaption value increases, providing a hedge against the rising interest rates. Consequently, when viewed from a total return perspective, price gains in these instruments will tend to offset the effect of lower debt prices caused by rising interest rates. These derivatives are selected to protect against rising long-term interest rates on high-quality instruments such as U.S. government securities and high-quality corporate debt. To select a derivative that it believes will produce the most effective hedge against rising interest rates, the Adviser assesses the interaction of maturity, strike price, reference interest rate, the risk-free rate, and volatility on the price of swaptions and interest rate options. While the investment focus of the interest rate related derivatives strategy is on gains from rising rates, to a lesser extent the Adviser's selection process is also intended to generate gains from option and swaption positions when interest rate volatility increases. Specifically, the Adviser will tend to increase allocations to swaptions and interest rate options when it believes interest rate volatility is poised to increase as these instruments become more valuable in higher volatility environments. The Adviser rebalances derivative exposure after extreme rate movements (for example, 0.50%) or after the passage of time has significantly changed the rate sensitivity of a derivative. As time passes, swaptions and interest rate options become less sensitive to movements in the reference swap rate or interest rate. The Adviser does not take speculative positions based on its forecast for interest rates. The Fund limits net economic exposure at the time of investment to any one over-the-counter counterparty to 25% of Fund net assets.

The Adviser seeks to achieve the income aspect of the Fund's investment objective by investing U.S. Treasury securities, U.S. Treasury Inflation-Protected Securities ("TIPS"), exchange traded funds that primarily invest in U.S. Treasuries, TIPS, and investment grade bonds. TIPS are securities whose principal amount increases with inflation, as measured by the Consumer Price Index and are designed to protect investors from inflation risk. The Fund may purchase debt securities of any maturity. The Adviser may invest in affiliated money market ETFs to manage liquidity or to pledge as collateral for derivatives.

Generally, the Fund's strategy may be appropriate for investors who are seeking to hedge against rising interest rates. The Fund's strategy may also be appropriate to help hedge real estate securities portfolios, as rising interest rates have historically led to sell-offs in real estate' and growth equities, that are often negatively correlated with rising interest rates.

When using various derivatives, the Fund may be required to post collateral to assure its performance. The Fund will hold cash and cash-like instruments or high-quality short term fixed income securities (collectively, "Collateral"). The Collateral may consist of (1) U.S. Government securities, such as bills, notes and bonds issued by the U.S. Treasury; (2) money market funds (including affiliated money market ETFs); (3) fixed income ETFs; and/or (4) corporate debt securities, such as commercial paper and other short-term unsecured promissory notes issued by companies that are rated investment grade or of comparable quality. The Adviser considers an unrated security to be of comparable quality to a security rated investment grade if it believes it has a similar low risk of default.

The Fund is classified as a "non-diversified" investment company under the Investment Company Act of 1940, as amended, which means that the Fund may invest a higher percentage of its assets in a fewer number of issuers than is permissible for a "diversified" Fund.

Simplify Intermediate Term Treasury Futures Strategy ETF

The Fund is an actively managed ETF that seeks to provide total return, before fees and expenses, that matches or outperforms the performance of the ICE US Treasury 20+ Year Index (the "Index") for a calendar quarter basis, not for any other period. The Fund has adopted a non-fundamental policy that, under normal circumstances, the Fund invests at least 80% of its net assets (plus any borrowings for investment purposes) in futures contracts, call options, and put options on U.S. treasury futures, U.S. Government securities, such as bills, notes and bonds issued by the U.S. Treasury or fixed income ETFs that invest in U.S. Treasuries. The Adviser may invest in affiliated money market ETFs to manage liquidity or to pledge as collateral for derivatives. The Fund may hold cash and cash-like instruments or high-quality short term fixed income securities (collectively, "Collateral"). The Collateral may consist of (1) U.S. Government securities, such as bills, notes and bonds issued by the U.S. Treasury with a duration of less than two years; (2) money market funds (including affiliated money market ETFs); (3) fixed income ETFs; and/or (4) corporate debt securities, such as commercial paper and other short-term unsecured promissory notes issued by companies that are rated investment grade or of comparable quality.

The Fund rebalances its holdings no less frequent than quarterly. The Fund rebalances its holdings no less frequent than quarterly to position its portfolio so that its exposure to the Index is consistent with its quarterly investment objective. The impact of changes to the value of the Index each quarter will affect whether the Fund's portfolio needs to be rebalanced.

The Index is a non-investable index that is part of a series of indices intended to assess U.S. Treasury issued debt. The Index consists of only U.S. dollar denominated, fixed rate securities with a minimum term to maturity greater than twenty years.

Simplify MBS ETF

The Fund has adopted a non-fundamental policy that, under normal circumstances, the Fund invests at least 80% of its net assets (plus any borrowings for investment purposes) in mortgage related fixed income instruments including residential mortgage-backed securities ("MBS"). The Fund defines MBS as any agency or non-agency residential or commercial mortgage-backed security and any futures contract, forward agreement, swap contract, or option linked to the preceding. The Fund is an actively managed exchange-traded fund that seeks to achieve its investment objectives by investing primarily in MBS's issued by the Government National Mortgage Association ("GNMA"), Federal National Mortgage Association ("FNMA") and Federal Home Loan Mortgage Corporation ("FHLMC"). These agencies securitize pools of mortgage loans that meet the underwriting standards of the relevant agency. Securities issued or guaranteed by GNMA are backed by the full faith and credit of the U.S. Government, while securities issued by FNMA and FHLMC are solely the obligation of the issuer and generally do not carry any express guarantee from the U.S. Government. The Fund may also purchase MBS on a when-issued basis, (commonly referred to as "To Be Announced" or "TBA"); and gain exposure to MBS through derivatives such as options or swap agreements. These are included as MBS for purposes of the Fund's 80% investment policy. The TBA market allows investors to gain exposure to mortgage-backed securities with certain broad characteristics (maturity, coupon, etc.) with delivery of the actual securities on a standard settlement day, which is once every month. The Fund is deemed to be concentrated because it invests more than 25% of its net assets in MBS.

Generally, the Adviser constructs the Fund's portfolio by selecting instruments that it believes will produce the highest yield while maintaining a medium-term (3-10 years) effective duration portfolio. The Adviser considers price, coupon, expected prepayment rate and maturity to calculate a security's expected yield. Effective duration measures the interest rate sensitivity of a security including the borrower's option to prepay its mortgage loan. For example, an effective duration of "five years" means that a security's price would be expected to decrease by approximately 5% with a 1% increase in interest rates. The Adviser sells securities to manage effective duration or when a more attractive instrument becomes available.

To generate additional returns, the Adviser may use a strategy referred to as a dollar roll. In a dollar, the Fund sells, in the TBA market, a security for current month settlement, while simultaneously committing to buy a substantially similar TBA security for next month or a further month settlement. The Adviser assesses the relative prices between delivery months as well as interest income on short-term investments to forecast the expected profit of this strategy, which creates investment leverage.

The Fund also holds cash and invests in cash-equivalents (money market funds, including affiliated money market ETFs) or high-quality short term fixed income securities as collateral for swaps. The Fund uses mortgage security linked swaps as a form of MBS investment and interest rate linked swaps to manage duration exposure and/or to hedge interest rate risk. The collateral for swaps may consist of (i) U.S. Government securities, such as bills, notes and bonds issued by the U.S. Treasury; (ii) money market funds; (iii) fixed income ETFs; and/or (iv) corporate debt securities, such as commercial paper and other short-term unsecured promissory notes issued by companies that are rated investment grade or of comparable quality.

Simplify Multi-QIS Alternative ETF

The Fund is an actively managed ETF that seeks to achieve its investment objective by investing, primarily through total return swaps, in a diversified portfolio of third-party quantitative investment strategies across equities, interest rates, commodities, and currencies. The swaps provide returns to the Fund that are based on model portfolios generated by the quantitative investment strategies.

Quantitative investment strategies (or "QIS") are third-party investment strategies that analyze historical quantitative data and use models to identify investments that based on historical results can provide attractive risk adjusted returns. The Adviser evaluates multiple strategies and selects the individual strategies based on multiple qualitative and quantitative considerations, including portfolio diversification, scalability, expected risk adjusted returns and correlation to one another. By using a multi-strategy approach, the Adviser seeks to identify the optimal allocation among 10-20 strategies to achieve positive returns and mitigate asset-class and single-strategy risks. The Adviser evaluates strategies on an ongoing basis and makes adjustments to the strategy allocations when the Adviser believes an alternative strategy would provide better returns.

When the Fund enters into a total return swap, the Fund makes payments to the swap counterparty based on either a fixed or variable rate, and the swap counterparty makes payments to the Fund based on the return of the underlying strategy. Ordinary gains on swaps are generally considered income to the Fund, contribute to the income component of the Fund's investment objective and are considered absolute positive returns. Other investments that contribute to income include treasuries and income-generating collateral.

The Adviser reduces or eliminates the Fund's exposure to a strategy if it does not perform as expected or when it believes a different strategy presents a more attractive risk return opportunity. The third-party investment strategies selected by the Adviser are not specifically designed for the Fund but selected by the Adviser based on its evaluation of the strategies.

The Fund may also gain exposure to equity, fixed income, commodity, currency, and volatility markets by investing in other ETFs or individual securities. The equity and fixed income strategies include primarily U.S. companies but may include companies from both emerging and developed foreign markets and may include companies of any market capitalization. The fixed income strategies may include high yield ("junk bond") strategies, and strategies of any duration or maturity. The commodity strategies may include all types of commodities and commodity indexes. Currency strategies are those that attempt to profit from the changes in the relative value of various currencies. Volatility strategies are those that attempt to profit from the changes in the historical or implied return volatility of futures or securities indexes. Volatility is when a security experiences periods of unpredictable, and sometimes sharp, price movements.

The Fund also holds cash and invests in cash-like instruments (including affiliated money market ETFs) or high-quality short term fixed income securities as collateral for the swaps.

The Fund gains exposure to certain commodity strategies by investing up to 25% of its net assets in a wholly-owned subsidiary of the Fund organized under the laws of the Cayman Islands (the “Subsidiary”). The Fund’s investment in the Subsidiary is intended to provide the Fund with exposure to commodity-linked investments in accordance with applicable tax rules and regulations.

Simplify Next Intangible Core Index ETF

The Fund seeks to achieve its investment objective by investing at least 80% of its net assets (plus any borrowings for investment purposes) in securities included in the Next Intangible Core Index (the “Core Index”). The Fund’s 80% policy is non-fundamental. The Core Index is designed to measure the performance of U.S. stocks of companies that exhibit relatively high intangible capital-to-book assets ratios within their respective sector. The Core Index methodology defines intangible capital as productive assets that lack a physical presence and are generally created through investments in brand capital, knowledge capital, and organization capital.

The Core Index is owned by Eisfeldt Consulting, LLC (“EC”), which has engaged Solactive, AG (“Solactive”) to act as Calculation Agent for the Core Index. Both Solactive and EC are organizations independent of the Fund and the Adviser.

The Core Index is a rules-based index that is created by applying successive screens to an initial universe of stocks. The initial universe is composed of the largest 2000 stocks by market capitalization in the Solactive United States 3000 Index (the “Initial Universe”). The Solactive United States 3000 Index is designed to track the performance of the largest 3000 companies from the United States stock market, as measured by market capitalization.

EC calculates a ratio of intangible capital-to-book assets for the stocks in the Initial Universe using its proprietary model that is designed to measure intangible capital. Book assets are directly observable from a company’s financial statements. Intangible capital is the sum of a company’s brand capital, knowledge capital, and organization capital. Brand capital is a measure of a company’s advertising and marketing assets, knowledge capital is a measure of a company’s intellectual property and research assets, and organization capital is a measure of a company’s personnel and organizational assets (i.e., corporate “know-how” and production and sales processes unique to the company). The EC model utilizes factors such as a company’s income statement expenditures on training programs and distribution systems to measure organization capital; advertising and sales expenses to measure brand capital, and research and development expenses to measure knowledge capital. The EC model also accounts for balance sheet data on goodwill and identifiable intangible assets such as patents or copyrights, to measure intangible capital.

The 200 stocks with the highest intangible capital-to-book assets ratio are selected (the “Intangible Core Universe”). The constituents of the Intangible Core Universe are initially weighted based on relative market capitalization within the Intangible Core Universe. The Intangible Core Universe is re-weighted to conform with the following additional restrictions:

- maximum individual stock weight of 5%
- weightings that would have been above 5% are re-allocated across the remaining stocks within each sector. If such re-allocation causes the weighting on any remaining stock to pass the 5% threshold, weights are re-allocated following the same procedure in accordance with the index rule-based methodology; and
- at least five stocks from each of the 13 sectors are included (unless there are fewer than five stocks with positive weightings, in which case the sector representation will be less than five).

The 13 sectors are: (1) food and consumables; (2) energy and hard commodities; (3) consumer goods; (4) healthcare and drugs; (5) construction; (6) manufacturing inputs; (7) technology and communications; (8) cars and transport; (9) utilities; (10) retail; (11) finance; (12) travel and entertainment; and (13) all other companies. EC developed the list of 13 sectors using a combination of SIC and NAICS codes along with data from publicly available 10-K filings.

The Initial Universe and the Core Index are reconstituted quarterly. Solactive calculates and publishes the Core Index constituents and returns of the Core Index daily, accounting for corporate events such as mergers and stock splits.

The Adviser uses a replication strategy to track the Core Index, rather than a sampling approach, meaning the Fund will generally invest in all of the component securities of the Core Index in the same approximate proportions as in the Core Index. To the extent the Core Index concentrates (i.e., holds more than 25% of its total assets) in the securities of a particular industry or group of related industries, the Fund will concentrate its investments to approximately the same extent as the Core Index. The Adviser may invest in affiliated money market ETFs to manage liquidity.

Simplify Short Term Treasury Futures Strategy ETF

The Fund is an actively managed ETF that seeks to provide total return, before fees and expenses, that matches or outperforms the performance of the ICE US Treasury 7-10 Year Bond Index (the “Index”) for a calendar quarter, not for any other period. While the Fund is not an index fund, it may invest in some of the constituents of the Index. Under normal circumstances, the Fund invests primarily in futures contracts, call options, and put options on U.S. Treasury futures, U.S. Government securities, such as bills, notes and bonds issued by the U.S. Treasury or fixed income ETFs that invest in U.S. Treasuries. The Fund will hold cash and cash-like instruments or high-quality short term fixed income securities (collectively, “Collateral”). The Collateral may consist of (1) U.S. Government securities, such as bills, notes and bonds issued by the U.S. Treasury with a duration of less than two years; (2) money market funds (including affiliated money market ETFs); (3) fixed income ETFs; and/or (4) corporate debt securities, such as commercial paper and other short-term unsecured promissory notes issued by companies that are rated investment grade or of comparable quality. The Adviser considers an unrated security to be of comparable quality to a security rated investment grade if it believes it has a similar low risk of default.

The Adviser will engage in quarterly rebalancing to position the Fund’s portfolio to align exposure to the Index consistent with the Fund’s quarterly investment objective. The impact of changes to the composition and value of the Index each quarter will affect the magnitude of the Fund’s portfolio rebalancing.

The Index is a non-investable index that is part of a series of indices intended to assess U.S. Treasury issued debt. The Index is market value weighted and is designed to measure the performance of U.S. dollar-denominated, fixed rate securities with minimum term to maturity greater than seven years and less than or equal to ten years.

Simplify Target Distribution 15 ETF

The Fund is an actively managed ETF. The Fund’s investment adviser seeks to fulfill the Fund’s investment objective by using two income strategies: (1) an interest income strategy and (2) an income generating option spread strategy. Target 15 in the Fund’s name refers to the goal of making monthly distributions at an annualized rate (after fees and expenses) of 15%. This goal is merely aspirational as the Fund is not a managed distribution fund that will meet a distribution target regardless of Fund returns. **The Fund’s distribution policy is not guaranteed to generate distributions that equal a fixed percentage of the Fund’s current net asset value per share. Shareholders receiving periodic payments from the Fund may be under the impression that they are receiving net profits. However, all or a portion of a distribution may consist of a return of capital (i.e., from your original investment). Return of capital represents a return of a portion of a Fund shareholder’s invested capital and is not taxable in the year it is received unless the distribution exceeds a shareholder’s basis in the Fund. However, a return of capital may result in an increase in a later gain on a sale of Fund Shares or a reduction of a loss. There is no guarantee that the adviser will be successful in its attempt to have the Fund’s distribution payments meet the target without some return of capital.**

Due to the unique mechanics of the Fund's strategy, the return an investor can expect to receive from an investment in the Fund has characteristics that are distinct from many other investment vehicles. It is important that an investor understand the characteristics of the Fund before making an investment in the Fund. The Fund differs from other funds that utilize a defined outcome investment strategy. The Fund does not provide a barrier against losses that serves to provide for a maximum amount of potential losses. As a result, an investor can lose its entire investment prior to consideration of any distribution payments.

Interest Income Strategy

The Fund invests primarily in interest income producing U.S. Government securities, such as bills, notes and bonds issued by the U.S. Treasury and fixed income ETFs that invest primarily in U.S. Government securities. The Fund targets an average securities portfolio duration of two years or less but does not restrict individual security maturity. Duration is a measure of the price sensitivity of a debt instrument when interest rates change. For example, if a note has a duration of 1 year, a 1% rise in rates would result in a 1% decline in price. The Adviser selects securities to maximize portfolio yield within the current duration target and the adviser sells securities primarily to adjust portfolio duration.

Income Generating Option Spread Strategy

To generate additional income, the Fund employs an option spread writing strategy on equity ETFs and equity indexes that are representative of major equity market sectors: (i) large capitalization stocks, (ii) domestic and international nonfinancial stocks, and (iii) small capitalization stocks. Written options are partially hedged because the Fund owns a partially offsetting option to reduce a portion of the Fund's risk. The adviser selects equity indexes and equity ETFs holding stocks of any market capitalization. The Adviser focuses on indexes that are representative of major equity market sectors described above and index-based domestically-traded ETFs linked to those indexes. The Adviser anticipates focusing on using three ETFs that are representative of major equity market sectors, large capitalization stocks, domestic and international nonfinancial stocks, and small capitalization stocks as represented by: (1) SPDR[®] S&P 500[®] ETF Trust ("SPY"), (2) Invesco QQQ TrustSM, Series 1 ("QQQ"), and (3) iShares[®] Russell 2000 ETF ("IWM"), respectively. However, with notice to shareholders, other major equity market sectors, as represented by indexes or ETFs may be used if they offer higher returns.

Option spread writing is intended to generate income for the Fund by capturing written put option premiums that are larger than the cost of purchasing a partially offsetting put option. In a put option spread, the Fund writes an at-the-money or out-of-the-money (below current market price) put option while also purchasing a further out-of-the-money put option. For example, in general conceptual terms, if the Fund received \$7 for writing a one-year put option with a strike price of \$100 when the reference asset was at \$100; while simultaneously investing \$5 in one-year put option with a strike price of \$95, it would have a potential income gain of \$2 if both options expired worthless. The \$2 gain is the difference between the premium received and premium spent. In this example, the options will expire worthless if the reference asset is at \$100 or higher at the end of one year. However, if the reference assets price is lower than \$100 at the end of one year the Fund may suffer losses and generate no income. Specifically, if the reference asset price at the end of one year was \$95 or lower the Fund would suffer a net loss of \$3 (\$5 net loss on the combination of the written option and the purchased option that is partially offset by the net \$2 premium received).

The Adviser executes the option strategy primarily through over-the-counter options, swap contracts and forward contracts, but may also use listed options. Swaps and forwards are used to produce option-like outcomes when they are more economically efficient than options. The Adviser uses a proprietary selection process that focuses on (i) allocation among option sub-strategies that are, in total, expected to produce at least 15% annual returns; and (ii) option strike prices and maturities consistent with the 15% return goal. The Adviser focuses the Fund's portfolio on options with a one-year maturity. However, because the size of the Fund, index price levels, and ETF prices will change over time, the Fund's option portfolio will have multiple maturities and strike prices. The adviser replaces maturing options and may adjust positions following a large (over 10%) price swing in an option's reference asset price. The Adviser has no set rebalancing or resetting cycle for the Fund's portfolio but will make an adjustment to produce higher expected returns.

The following describes the spread option strategies employed, whether directly through options or through options imbedded in a swap contract or forward contract. The Fund anticipates investing primarily under the “Worst of Three” Barrier Put Spread Sub-Strategy described below, but will increase allocations to the Barrier Put Spread Sub-Strategy and General Put Spread Sub-Strategy to attempt to achieve the 15% return goal, if the Worst of Three Barrier Put Spread Sub-Strategy is insufficient to reach this goal. The Adviser may not be successful in implementing any of the spread strategies.

Barrier Put Spread Sub-Strategy

In a barrier put spread strategy the Fund seeks to provide an investment “barrier” – an investment strategy whereby a payoff depends upon whether a reference asset has breached a predetermined performance level (for example 25% loss). However, barriers will likely range from 10% to 30%. For an outcome period for a particular spread, the Fund establishes a barrier against losses that is based upon the performance of a reference asset over the duration of the outcome period. The Fund is not expected to experience losses, for a particular barrier spread, over the course of an outcome period if the market value of the reference asset decreases by the barrier amount (for example 25%) or less. Barrier option spreads do not provide a portfolio-wide level of downside protection. If at the conclusion of an outcome period, the reference asset losses have breached the barrier, the Fund will experience losses. Generally, losses will be to the full extent of the reference asset on a one-to-one basis. The adviser may not be successful in implementing a barrier spread strategy.

The Barrier: Fund shareholders are subject to all of the losses experienced by the reference asset, such as an index or index-representative ETF (“RA”); however, for a specific barrier put spread, the Fund provides a barrier such that investors will only experience losses if the RA experiences losses that exceed the barrier at the end of a selected outcome period. For example, a specific barrier might be set at a level such that investors are not expected to experience losses against the first 25% of RA losses over the course of a selected outcome period, to the extent RA decreases in value by 25% or less. Barrier option spreads do not provide a portfolio-wide level of downside protection. The barrier is provided irrespective of the Fund’s annual management fee, transaction fees and any extraordinary expenses incurred by the Fund, however any losses that an investor experiences in relation to the barrier will be reduced by the Fund’s annual management of 0.75% and further reduced by any shareholder transaction fees and any extraordinary expenses incurred by the Fund. The Fund’s barrier strategy, for a specific barrier put spread, is designed to produce outcomes upon the expiration of its barrier-related options investments on the last day of a selected outcome period and it therefore should not be expected that the barrier will be provided at any point prior to the last day of a selected outcome period. There is theoretically no limit on losses the Fund could experience, and an investor may lose all of its investment. An investment in the Fund is only appropriate for shareholders willing to bear those losses.

The structure of the Fund’s barrier-related options is such that, for a specific barrier put spread, if at the conclusion of a selected outcome period, RA losses have breached the barrier, the Fund will begin to experience losses starting at the barrier. The Fund will experience one of two loss profiles: “Initial Breach Losses” or “Full Breach Losses”. As further described below, for a specific barrier put spread, the operation of the Fund’s barrier-related options is such that, at the end of a selected outcome period, if RA losses measured over a outcome period exceed the barrier (in this example, 25%) but are less than 26%, the Fund will experience, prior to the payment of any distributions, accelerated losses from 0% to 26%. If, for a specific barrier put spread, at the end of a selected outcome period, RA losses measured over an outcome period exceed 26%, the Fund will experience, prior to the payment of any distributions, one-to-one losses of the RA.

- *Initial Breach Losses.* For a specific barrier put spread, Initial Breach Losses occur when RA has exceeded the barrier, but by an amount less than or equal to 26%. Initial Breach Losses occur as a result of the combination of the Fund’s put option spreads as well as a sold put option contract. Specifically, in this example the Fund invests in a package of 25 put option spreads that provide losses of up to 1% for each spread while simultaneously selling a put option that provides one-to-one downside exposure starting at -25% of RA. If, for a specific barrier put spread, RA losses exceed the barrier, but by an amount less than or equal to 27%, the Fund will experience the below losses over an outcome period:

Example Outcome Period Initial and Full Breach Losses Profile

SPY Losses	Put Spread Losses	Put Losses	Contribution to Fund Performance
-25.00%	0.00%	0.00%	0.00%
-25.25%	-6.25%	-0.25%	-6.50%
-25.50%	-12.50%	-0.50%	-13.00%
-25.75%	-18.75%	-0.75%	-19.50%
-26.00%	-25.00%	-1.00%	-26.00%
-27.00%	-25.00%	-2.00%	-27.00%

- Full Breach Losses.** For a specific barrier put spread, Full Breach Losses occur after RA losses are equal to or exceed 26%. Full Breach Losses, for a specific barrier put spread, are a result of the Fund's barrier-related options and expose the Fund to the extent of RA losses on a one-to-one basis over the course of a selected outcome period. As shown in the table above, for a specific barrier put spread, if RA's loss has exceeded 26%, the Fund's put spread options will produce a loss of 25% and the Fund's naked put option will produce the remaining loss such that losses, in combination, will equal the losses of RA. There is no limit on losses the Fund can experience, and an investor may lose nearly its entire investment.

"Worst of Three" Barrier Put Spread Sub-Strategy

This sub-strategy is the focus of the Fund's option writing strategy. A "worst of" barrier put spread strategy is designed to produce the same return outcome profile as a barrier strategy, but rather than use a single reference asset, three reference assets are used. This type of option that binds up three reference assets is complex and is sometimes referred to as a compound option (i.e. an option on more than one reference asset). The Adviser expects to execute this aspect of the strategy through an over-the-counter option or as embedded in a swap. However, "worst of" barrier option spreads do not provide a portfolio-wide level of downside protection. Here, on a specific "worst of" barrier spread, the predetermined performance level (e.g. 25%) is measured against the worst performing of the reference assets over an outcome period. However, barriers will likely range from 10% to 30%. The adviser may not be successful in implementing a "worst of" barrier spread strategy.

General Put Spread Sub-Strategy

When the adviser believes non-barrier option writing is compelling, it may employ other put spread strategies. In a put option spread, the Fund writes an at-the-money or out-of-the-money (below current market price) put option while also purchasing a further out-of-the-money put option. However, option spreads do not provide a portfolio-wide level of downside protection. The Adviser may not be successful in implementing a general spread strategy.

Generally, the Adviser writes options (whether direct or through options imbedded in a swap contract or forward contract) that it expects to expire worthless. Additionally, while the adviser expects options to be held to expiration, it may adjust positions following a large (over 10%) price swing in an option's reference asset price.

A put option gives the owner the right, but not the obligation, to sell a reference asset at a specified price (strike price) within, or at the end of, a specific time period. An at-the-money put option has a strike price equal to the current price of the reference asset. An out-of-the-money put option has a strike price below the current price of the reference asset. By selling put options in return for the receipt of premiums (the purchase price of an option), the adviser attempts to increase Fund income as the passage of time decreases the value of the written options. For example, if a written option expires worthless, the entire premium received is

income to the Fund. While derivative-based gains are considered capital gains under GAAP (generally accepted accounting principles) they are commonly described as income by securities market participants. The Fund has adopted the market convention of describing option premium as income. The option writing strategy is a form of leveraged investing. The Adviser primarily considers options, swaps and forwards with up to two years to maturity. However, the adviser anticipates concentrating on options (whether direct or imbedded in a swap or forward) with shorter maturities because the option value erodes faster than with long-term options. For example, the option premium received by the Fund for writing a sequence of one-year options would be larger than the option premium received by the Fund for writing a single two-year option.

When writing options or entering into swap and forward contracts, the Fund is required to post collateral to assure its performance to the counterparty. The Fund will hold cash and cash-like instruments or high-quality short term fixed income securities (collectively, "Collateral"). The Collateral may consist of (1) U.S. Government securities, such as bills, notes and bonds issued by the U.S. Treasury; (2) money market funds (including affiliated money market ETFs); (3) fixed income ETFs; and/or (4) corporate debt securities, such as commercial paper and other short-term unsecured promissory notes issued by companies that are rated investment grade or of comparable quality. The adviser considers an unrated security to be of comparable quality to a security rated investment grade if it believes it has a similar low risk of default.

The Fund is classified as a "non-diversified" investment company under the 1940 Act which means that the Fund may invest a higher percentage of its assets in a fewer number of issuers than is permissible for a "diversified" fund.

Simplify Treasury Option Income ETF

The Fund is an actively managed ETF. The Fund has adopted a non-fundamental policy that, under normal circumstances, the Fund will invest at least 80% of its net assets (plus any borrowings for investment purposes) in U.S. Treasury securities and ETFs that invest at least 80% of their assets in U.S. Treasury securities. The Fund's investment Adviser seeks to fulfill the Fund's investment objective by using two income strategies: (1) an interest income strategy and (2) an income generating option strategy. The Fund's investment strategy seeks to produce income that is reflective of current short term interest rates without large swings in the Fund's net asset value per share. However, the Fund is not a money market fund and is not intended to have an unchanging net asset value per share.

Interest Income Strategy

The Fund invests primarily in interest income producing U.S. Treasury securities such as bills, notes, and bonds, and U.S. Treasury Inflation-Protected Securities ("TIPS") and fixed income ETFs that invest primarily in U.S. Treasuries. TIPS are securities whose principal amount increases with inflation, as measured by the Consumer Price Index and are designed to protect investors from inflation risk. The Fund targets an average securities portfolio duration of one year or less but does not restrict individual security maturity. Duration is a measure of the price sensitivity of a debt instrument when interest rates change. For example, if a note has a duration of 1 year, a 1% rise in rates would result in a 1% decline in price. The Adviser selects securities to maximize portfolio yield within the current duration target and the Adviser sells securities primarily to adjust portfolio duration.

Income Generating Option Strategy

To generate additional income, the Fund employs an exchange traded and OTC option and option spread writing strategy on fixed income indices, fixed income futures, and fixed income ETFs. The Adviser focuses on index-based domestically-traded ETFs, for example, such as those linked to the Bloomberg US Aggregate Bond Index. The Adviser selects fixed income ETFs holding securities of any maturity or credit quality. A call option gives the owner the right, but not the obligation, to buy an asset at a specified price (strike price) within a specific time period. A put option gives the owner the right, but not the obligation, to sell an asset at a specified price (strike price) within a specific time period. By selling put and call options in return for the receipt of premiums (the purchase price of an option), the Adviser attempts to increase Fund income as the passage of time decreases the value of the written options. Gains from written option premiums are capital gains, but commonly referred to as income. The option writing strategy is a form of leveraged investing. The Adviser focuses on writing short-term options with less than one-month to maturity because their value erodes faster than long-term options.

Call Spread Sub-Strategy

When the Adviser believes an ETF's price will decrease, remain unchanged, or only increase slightly it employs a call spread strategy. In a call option spread, the Fund sells (writes) an out of the money (above current market price) call option while also purchasing a further out of the money call option.

Put Spread Sub-Strategy

When the Adviser believes an ETF's price will increase, remain unchanged, or only decrease slightly it employs a put spread strategy. In a put option spread, the Fund sells (writes) an out of the money (below current market price) put option while also purchasing a further out of the money put option.

The Adviser expects the written options to expire worthless, but purchases lower-cost further out of the money options to insulate the Fund from large losses if the written options increase in value. The Adviser expects options to be held to expiration, but may adjust positions following a large (over 10%) price swing in an option's reference ETF.

When writing options, the Fund is required to post collateral to assure its performance to the option buyer. The Fund will hold cash and cash-like instruments or high-quality short term fixed income securities (collectively, "Collateral"). The Collateral may consist of (1) U.S. Government securities, such as bills, notes and bonds issued by the U.S. Treasury; (2) money market funds (including affiliated money market ETFs); (3) fixed income ETFs; and/or (4) corporate debt securities, such as commercial paper and other short-term unsecured promissory notes issued by companies that are rated investment grade or of comparable quality. The Adviser considers an unrated security to be of comparable quality to a security rated investment grade if it believes it has a similar low risk of default.

Simplify US Equity Plus Convexity ETF

The Adviser seeks to achieve the Fund's investment objective by investing primarily in equity securities of U.S. companies and applying a convexity option overlay strategy to the equity investments.

U.S. Equity Strategy

Under normal circumstances, the Fund invests at least 80% of its net assets (plus any borrowings for investment purposes) in equity securities of U.S. companies, primarily by purchasing ETFs. The Adviser does not frequently trade U.S. equities but seeks to maintain consistent exposure to the U.S. equity market.

Convexity Option Overlay Strategy

Up to 20% of the Fund's net assets will be subject to the Fund's convexity option overlay. The option overlay strategy includes purchasing exchange-traded and OTC put and call options on the S&P 500 Index or an S&P 500 Index ETF. When the Fund purchases a call option, the Fund has the right, but not the obligation, to buy a stock or other asset at a specified price (strike price) within a specific time period. When the Fund purchases a put option, the Fund has the right, but not the obligation, to sell a stock or other asset at a specified price (strike price) within a specific time period.

The option overlay is a strategic, persistent exposure meant to hedge against market moves and to add convexity to the Fund. If the market goes up, the Fund's returns may outperform the market because the Adviser will sell or exercise the call options. If the market goes down, the Fund's returns may fall less than the market because the Adviser will sell or exercise the put options. The Adviser selects options based upon its evaluation of relative value based on cost, strike price (price that the option can be bought or sold by the option holder) and maturity (the last date the option contract is valid) and will exercise or close the options based on maturity or portfolio rebalancing requirements. The Fund anticipates purchasing and selling options on a monthly, quarterly, and annual basis, depending upon the Fund's rebalancing requirements and the

individual option expiration dates. However, the Fund may rebalance its option portfolio on a more frequent basis for a number of reasons such as market volatility renders the protection provided by the option strategy ineffective or an option position has appreciated to the point that it is prudent to decrease the Fund's exposure and realize gains for the Fund's shareholders. While the option overlay is intended to improve the Fund's performance, there is no guarantee that it will do so.

If the Adviser determines that purchasing options is not a cost-effective way to implement the overlay strategy, it may employ options spreads. For example, in a call option spread intended to acquire convexity, the Fund purchases a call option while writing a call option that is further out of the money to partially offset the cost of the purchased option. To generate additional income, the Fund employs an exchange traded and OTC option spread writing strategy on equity, fixed income, volatility, commodity, and currency ETFs and ETPs. In these income-seeking option spreads, the Fund writes a call or put option while purchasing a call or put option that is further out of the money to partially offset the risk of the cost of the written option.

"Convexity" in the Fund's name is a reference to the mathematical term convexity. The Fund's returns are intended to possess convexity because the relationship between the Fund's returns and market returns is not designed to be linear. That is, if market returns go up and down in a linear fashion, the Fund's returns are expected to rise faster than the market in positive markets; while declining less than the market in negative markets. The value of the Fund's call options is expected to rise in proportion to the rise in value of the underlying assets, but the amount by which the Fund's options increase or decrease in value depends on how far the market has moved from the time the options position was initiated. The value of the Fund's call options may rise faster than the market if the Adviser successfully selects options that appreciate in value. Otherwise stated, the term "convexity" in the Fund's name refers to the intended non-linear nature between the Fund's and the market returns; it does not refer to the concept of "bond convexity," which is a measure of the non-linear relationship between bond duration and changes in interest rates.

The Adviser may invest in affiliated money market ETFs to manage liquidity or to pledge as collateral for derivatives.

Simplify US Equity PLUS Downside Convexity ETF

The Adviser seeks to achieve the Fund's investment objective by investing primarily in equity securities of U.S. companies and applying a downside convexity option overlay strategy to the equity investments.

U.S. Equity Strategy

The Fund has adopted a non-fundamental policy that, under normal circumstances, the Fund invests at least 80% of its net assets (plus any borrowings for investment purposes) in equity securities of U.S. companies, primarily by purchasing ETFs. The Fund defines equity securities as common stock, preferred stock, options on common or preferred stock, ETFs that invest primarily in the preceding, options on these ETFs, and options on an equity index. The Fund defines U.S. companies as those organized in the U.S.; having a class of securities whose principal securities market is in the U.S.; or derives 50% or more of its total revenues or earnings from goods produced, sales made, or services provided in the U.S.; or maintains 50% or more of its employees, assets, investments, operations, or other business activity in the U.S. The Fund invests in companies without restriction as to capitalization. The Adviser does not frequently trade U.S. equities but seeks to maintain consistent exposure to the U.S. equity market.

Downside Convexity Option Overlay Strategy

The downside convexity option overlay strategy includes purchasing exchange-traded and OTC put options on the S&P 500 Index or an S&P 500 Index ETF. When the Fund purchases a put option, the Fund has the right, but not the obligation, to sell a stock or other asset at a specified price (strike price) within a specific time period.

Up to twenty percent of the Fund's net assets will be subject to the Fund's downside convexity option overlay. The downside convexity option overlay is intended to limit the Fund's losses and is a strategic, persistent exposure meant to hedge against market moves and to add convexity to the Fund. If the market declines, the Fund's returns may fall less than the market because the Adviser will sell or exercise the put options. The Adviser generally selects options with strike prices at least 5% out of the money at purchase. A put option is

out of the money if the strike price is lower than the market price of the underlying asset. The Adviser selects options based upon its evaluation of relative value based on cost, strike price (price that the option can be bought or sold by the option holder) and maturity (the last date the option contract is valid) and will exercise or close the options based on maturity or portfolio rebalancing requirements. The Fund anticipates purchasing and selling options on a monthly, quarterly, and annual basis, depending upon the Fund's rebalancing requirements and the individual option expiration dates. However, the Fund may rebalance its option portfolio on a more frequent basis for a number of reasons such as market volatility renders the protection provided by the option strategy ineffective or an option position has appreciated to the point that it is prudent to decrease the Fund's exposure and realize gains for the Fund's shareholders. The Adviser actively trades options using a systematic proprietary approach that rebalances at least monthly. The Adviser manages the use of options so that the annualized cost of the option overlay does not normally exceed 3% of the net assets of the Fund. While the downside convexity option overlay is intended to protect the Fund from losses, there is no guarantee that it will be able to protect the Fund from losses.

"Convexity" in the Fund's name is a reference to the mathematical term convexity. The Fund's losses, if any, are anticipated to show convexity because the relationship between the Fund's and market declines is not designed to be linear. That is, if markets decline in a linear fashion, the Fund's returns, if any, are expected to decline slower than the market. The value of the Fund's put options is expected to decline in proportion to the decrease in value of the underlying assets, but the amount by which the Fund's options increase or decrease in value depends on how far the market has moved from the time the options position was initiated. Otherwise stated, the term "convexity" in the Fund's name refers to the intended non-linear nature between the Fund's and the market returns; it does not refer to the concept of "bond convexity," which is a measure of the non-linear relationship between bond duration and changes in interest rates.

If the Adviser determines that purchasing options is not a cost-effective way to implement the overlay strategy, it may employ options spreads. In a put option spread intended to acquire convexity the Fund purchases a put option while writing a put option that is further out of the money to partially offset the cost of the purchased option. To generate additional income, the Fund employs an exchange-traded and OTC option spread writing strategy on equity, fixed income, volatility, commodity, and currency ETFs and ETPs. In these income-seeking option spreads, the Fund writes a call or put option while purchasing a call or put option that is further out of the money to partially offset the risk of the cost of the written option.

The Adviser may invest in affiliated money market ETFs to manage liquidity or to pledge as collateral for derivatives.

Simplify US Equity PLUS Bitcoin Strategy ETF

The Fund has adopted a non-fundamental policy that, under normal circumstances, the Fund will invest at least 80% of its net assets (plus any borrowings for investment purposes) in equity securities of U.S. companies, exchange-traded products with direct exposure to Bitcoin ("Bitcoin ETPs"), and exchange-traded funds with indirect exposure to Bitcoin primarily through Bitcoin futures, options, swaps, or other derivative instruments ("Bitcoin ETFs"). The Adviser may invest in affiliated money market ETFs to manage liquidity or to pledge as collateral for derivatives.

US Equity Strategy

The Fund invests in equity securities of U.S. companies through (i) exchange-traded futures contracts, (ii) direct purchases of securities of U.S. companies, and (iii) ETFs that primarily invest in the equity securities of U.S. companies. The Fund defines equity securities as common stock, preferred stock. The Fund defines U.S. companies as those organized in the U.S.; having a class of securities whose principal securities market is in the U.S.; or derives 50% or more of its total revenues or earnings from goods produced, sales made, or services provided in the U.S.; or maintains 50% or more of its employees, assets, investments, operations, or other business activity in the U.S. The Fund invests in companies without restriction as to capitalization.

The adviser believes that, based upon its historical research, a base allocation to equities will make a significant contribution to long-term capital appreciation, while providing dividend income to help offset Fund operating expenses. The adviser evaluates expected return, expenses, management, and leveraging effects when initially choosing between specific stocks, ETFs, and futures and evaluates allocations among these instruments on an ongoing basis to determine whether any adjustments to the allocations would provide better expected returns. The adviser does not frequently trade US equities but seeks to maintain consistent exposure to the US equity market.

Bitcoin Strategy

The Fund targets a 10% of total assets allocation to Bitcoin ETPs and Bitcoin ETFs. The Fund generally rebalances this allocation quarterly, but will rebalance more frequently to ensure the allocation does not exceed 25% of its total assets. Bitcoin ETPs are investment vehicles that track the price of Bitcoin by directly holding actual Bitcoin (called “spot”) as their underlying asset while Bitcoin ETFs primarily invest in derivatives linked to Bitcoin to gain exposure to Bitcoin. Unlike the Bitcoin ETFs, the Bitcoin ETPs trade on a U.S.-regulated securities exchange and are not registered as investment companies under the Investment Company Act of 1940, as amended (the “1940 Act”). The Fund’s Adviser selects specific Bitcoin ETPs and Bitcoin ETFs (including affiliated Bitcoin ETFs) that it believes offer sufficient liquidity and relatively low expenses.

The Fund will not invest directly in Bitcoin, Bitcoin futures, or other crypto assets. The Fund is not expected to track the price movements of crypto assets.

Additional Information on Bitcoin

Bitcoin is a digital asset that is created and transmitted through the operations of the Bitcoin network. The ownership of Bitcoin is determined by participants in the Bitcoin network. The Bitcoin network connects computers that run publicly accessible, or “open source,” software that follows the rules and procedures governing the Bitcoin network. This is commonly referred to as the Bitcoin Protocol. Bitcoin, the asset, plays a key role in the operation of the Bitcoin network, as the computers (or “miners”) that process transactions on the network and maintain the network’s security are compensated through the issuance of new Bitcoin and through transaction fees paid by users in Bitcoin.

No single entity owns or operates the Bitcoin network. Bitcoin is not issued by any government, by banks or similar organizations. The infrastructure of the Bitcoin network is collectively maintained by a decentralized user base. The Bitcoin network is accessed through software, and software governs the creation, movement, and ownership of “Bitcoin,” the unit of account on the Bitcoin network ledger. The value of Bitcoin is determined, in part, by the supply of, and demand for, Bitcoin in the global markets for trading Bitcoin, market expectations for the adoption of Bitcoin as a decentralized store of value, the number of merchants and/or institutions that accept Bitcoin as a form of payment and the volume of private end-user-to-end-user transactions.

Bitcoin transaction and ownership records are reflected on the “Bitcoin blockchain,” which is a digital public record or ledger. Copies of this ledger are stored in a decentralized manner on the computers of each Bitcoin network node (a node is any user who maintains on their computer a full copy of all the Bitcoin transaction records, the blockchain, as well as related software). Transaction data is permanently recorded in files called “blocks,” which reflect transactions that have been recorded and authenticated by Bitcoin network participants. The Bitcoin network software source code includes protocols that govern the creation of new Bitcoin and the cryptographic system that secures and verifies Bitcoin transactions.

Simplify US Equity PLUS Upside Convexity ETF

The Adviser seeks to achieve the Fund’s investment objective by investing primarily in equity securities of U.S. companies and applying an upside convexity option overlay strategy to the equity investments.

U.S. Equity Strategy

The Fund has adopted a non-fundamental policy that, under normal circumstances, the Fund invests at least 80% of its net assets (plus any borrowings for investment purposes) in equity securities of U.S. companies, primarily by purchasing ETFs. The Fund defines equity securities as common stock, preferred stock, options on common or preferred stock, ETFs that invest primarily in the preceding, options on these ETFs, and options on an equity index. The Fund defines U.S. companies as those organized in the U.S.; having a class of securities whose principal securities market is in the U.S.; or derives 50% or more of its total revenues or earnings from goods produced, sales made, or services provided in the U.S.; or maintains 50% or more of its employees, assets, investments, operations, or other business activity in the U.S. The Fund invests in companies without restriction as to capitalization. The Adviser does not frequently trade U.S. equities but seeks to maintain consistent exposure to the U.S. equity market.

Upside Convexity Option Overlay Strategy

The upside convexity option overlay strategy includes purchasing exchange-traded and OTC call options on the S&P 500 Index or an S&P 500 Index ETF. When the Fund purchases a call option, the Fund has the right, but not the obligation, to buy a stock or other asset at a specified price (strike price) within a specific time period.

Up to twenty percent of the Fund's net assets will be subject to the Fund's upside convexity option overlay. The upside convexity option overlay strategy is intended as a strategic, persistent exposure meant to hedge against market moves and to add convexity to the Fund. If the market goes up, the Fund's returns may outperform the market because the Adviser will sell or exercise the call options. The Adviser generally selects options with strike prices at least 5% out of the money at purchase. A call option is out of the money if the strike price is higher at the time of purchase than the market price of the underlying asset. The Adviser selects options based upon its evaluation of relative value based on cost, strike price (price that the option can be bought or sold by the option holder) and maturity (the last date the option contract is valid) and will exercise or close the options based on maturity or portfolio rebalancing requirements. The Fund anticipates purchasing and selling options on a monthly, quarterly, and annual basis, depending upon the Fund's rebalancing requirements and the individual option expiration dates. However, the Fund may rebalance its option portfolio on a more frequent basis for a number of reasons such as market volatility renders the protection provided by the option strategy ineffective or an option position has appreciated to the point that it is prudent to decrease the Fund's exposure and realize gains for the Fund's shareholders. The Adviser actively trades options using a systematic proprietary approach that rebalances at least monthly. The Adviser manages the use of options so that the annualized cost of the option overlay does not normally exceed 3% of the net assets of the Fund. While the upside convexity option overlay is intended to improve the Fund's performance, there is no guarantee that it will improve performance.

"Convexity" in the Fund's name is a reference to the mathematical term convexity. The Fund's returns are anticipated to show convexity because the relationship between the Fund's returns and market returns is not designed to be linear. That is, if market returns go up in a linear fashion, the Fund's returns are expected to rise faster than the market. The value of the Fund's call options is expected to rise in proportion to the rise in value of the underlying assets, but the amount by which the Fund's options increase or decrease in value depends on how far the market has moved from the time the options position was initiated. The value of the Fund's call options may rise faster than the market if the Adviser successfully selects options that appreciate in value. Otherwise stated, the term "convexity" in the Fund's name refers to the intended non-linear nature between the Fund's and the market returns; it does not refer to the concept of "bond convexity," which is a measure of the non-linear relationship between bond duration and changes in interest rates.

If the Adviser determines that purchasing options is not a cost-effective way to implement the overlay strategy, it may employ options spreads. In a call option spread intended to acquire convexity the Fund purchases a call option while writing a call option that is further out of the money to partially offset the cost of the purchased option. To generate additional income, the Fund employs an exchange-traded and OTC option spread writing strategy on equity, fixed income, volatility, commodity, and currency ETFs and ETPs. In these income-seeking option spreads, the Fund writes a call or put option while purchasing a call or put option that is further out of the money to partially offset the risk of the cost of the written option.

The Adviser may invest in affiliated money market ETFs to manage liquidity or to pledge as collateral for derivatives.

Simplify Volatility Premium ETF

The Fund is an actively managed ETF that seeks daily investment results, before fees and expenses, that correspond to approximately one-fifth to three-tenths the inverse (-0.2x to -0.3x) of the performance of a short-term volatility futures index (the "Index") for a single day, not for any other period. In pursuing its investment objective, the Fund primarily purchases or sells futures contracts, call options, and put options on VIX futures. The Fund may also pursue its objective by investing in other ETFs, including affiliated ETFs. The Fund holds cash, cash-like instruments or high-quality fixed income securities (collectively, "Collateral"). The Collateral may consist of income-producing (1) U.S. Government securities, such as bills, notes and bonds issued by the U.S. Treasury; (2) money market funds (including affiliated money market ETFs); (3) fixed income ETFs; (4) collateralized repurchase agreements; and/or (5) corporate debt securities, such as commercial paper and other short-term unsecured promissory notes issued by companies that are rated investment grade or of

comparable quality. The Fund seeks to engage in reverse repurchase agreements and use the proceeds for investment purposes. Reverse repurchase agreements are contracts in which a seller of securities, for example, U.S. government securities or other money market instruments, agrees to buy the securities back at a specified time and price. Reverse repurchase agreements are primarily used by the Fund as an indirect means of borrowing. The Fund also applies an option overlay strategy in seeking to mitigate against extreme volatility.

Option Overlay Strategy

Up to 20% of the Fund's net assets will be subject to the Fund's option overlay to mitigate against extreme volatility. Volatility is when a security experiences periods of unpredictable, and sometimes sharp, price movements. The option overlay strategy consists of purchasing exchange-traded and OTC put and call options on the Index or Index-linked exchange traded products. When the Fund purchases a call option, the Fund has the right, but not the obligation, to buy a stock or other asset at a specified price (strike price) within a specific time period. When the Fund purchases a put option, the Fund has the right, but not the obligation, to sell a stock or other asset at a specified price (strike price) within a specific time period.

The option overlay is a strategic, persistent exposure meant to hedge against market moves and to add convexity to the Fund. If the market goes up, the Fund's returns may outperform the market because the Adviser will sell or exercise the call options. If the market goes down, the Fund's returns may fall less than the market because the Adviser will sell or exercise the put options. The Adviser selects options based upon its evaluation of relative value based on cost, strike price (price that the option can be bought or sold by the option holder) and maturity (the last date the option contract is valid) and will exercise or close the options based on maturity or portfolio rebalancing requirements. The Fund anticipates purchasing and selling options on a monthly, quarterly, and annual basis, depending upon the Fund's rebalancing requirements and the individual option expiration dates. However, the Fund may rebalance its option portfolio on a more frequent basis for a number of reasons such as if market volatility renders the protection provided by the option strategy ineffective or an option position has appreciated to the point that it is prudent to decrease the Fund's exposure and realize gains for the Fund's shareholders. While the option overlay is intended to improve the Fund's performance, there is no guarantee that it will do so.

The Fund's returns are intended to possess convexity because the relationship between the Fund's returns and market returns is not designed to be linear. That is, if market returns go up and down in a linear fashion, the Fund's returns are expected to rise faster than the market in positive markets; while declining less than the market in negative markets. The value of the Fund's call options is expected to rise in proportion to the rise in value of the underlying assets, but the amount by which the Fund's options increase or decrease in value depends on how far the market has moved from the time the options position was initiated. The value of the Fund's call options is expected to rise faster than the market if the Adviser successfully selects options that appreciate in value. The value of the Fund's put options are expected to decrease in proportion to the decrease in the value of the underlying assets, but the amount by which the Fund's put options decrease in value depends on how far the market has moved since from the time the position was initiated.

The return of the Fund for a period longer than a single day is the result of its return for each day compounded over the period and usually will differ in amount and possibly even direction from the Fund's stated multiple times the return of the Index for the same period. These differences can be significant. Daily compounding of the investment return of the Fund can dramatically and adversely affect its longer-term performance, especially during periods of high volatility. Volatility has a negative impact on the Fund's performance and the volatility of the Index may be at least as important to the returns of the Fund as the return of the Index. A "single day" is measured from the time the Fund calculates its NAV to the time of the Fund's next NAV calculation. The NAV calculation time for the Fund typically is 4:00 p.m. (Eastern Time).

The Index is a non-investable index that measures the implied volatility of the S&P 500. For these purposes, "implied volatility" is a measure of the expected volatility (i.e., the rate and magnitude of variations in performance) of the S&P 500 over the next 30 days. The Index does not represent the actual volatility of the S&P 500. The Index is calculated based on the prices of a constantly changing portfolio of S&P 500 put and call options.

The Fund may engage in daily rebalancing to position its portfolio so that its exposure to the Index is consistent with its daily investment objective (-0.2x to -0.3x). The impact of changes to the value of the Index each day will affect whether the Fund's portfolio needs to be rebalanced. For example, if the level of the Index has risen on a given day, net assets of the Fund should fall (assuming there were no Creation Units issued). As a result, inverse exposure may need to be decreased. Conversely, if the level of the Index has fallen on a given day, net assets of the Fund should rise (assuming there were no Creation Unit redemptions). As a result, inverse exposure may need to be increased. The time and manner in which the Fund rebalances its portfolio may vary from day to day depending upon market conditions and other circumstances at the discretion of the Adviser.

The Fund invests in certain futures markets (such as VIX futures) indirectly by investing up to 25% of its total assets (measured at the time of investment) in a wholly-owned and controlled subsidiary. These investments are designed to enhance the ability of the Fund to obtain exposure to the futures market consistent with the limits of the U.S. federal tax law requirements applicable to registered investment companies. The returns from the investments in the Fund's subsidiary are income to the Fund and the shareholders. Unlike the Fund, the Subsidiary may invest without limitation indirectly in certain futures-linked derivatives investments, however, the Subsidiary will comply with the same 1940 Act asset coverage requirements, when viewed on a consolidated basis with the Fund, with respect to its investments in derivatives.

Non-Fundamental Investment Policies:

Each Fund, except Simplify Barrier Income ETF, Simplify Bitcoin Strategy PLUS Income ETF, Simplify Enhanced Income ETF, Simplify Gold Strategy PLUS Income ETF, Simplify Interest Rate Hedge ETF, Simplify Multi-QIS Alternative ETF, Simplify Short Term Treasury Futures Strategy ETF, Simplify Target 15 Distribution ETF, and Simplify Volatility Premium ETF, has adopted a non-fundamental policy to invest, under normal circumstances, at least 80% of its net assets (plus any borrowings for investment purposes) in a particular type of security, index or investment focus consistent with its name. Each Fund's 80% policy is non-fundamental and may be changed by the Board, without shareholder approval, upon 60 days' prior notice to shareholders.

Temporary Defensive Positions:

From time to time, a Fund may take temporary defensive positions, which are inconsistent with the Fund's principal investment strategies, in attempting to respond to adverse market, economic, political, or other conditions. For example, the Fund may hold all or a portion of its assets in money market instruments, including cash, cash equivalents, U.S. government securities, other investment grade fixed income securities, certificates of deposit, bankers' acceptances, commercial paper, money market funds and repurchase agreements. While a Fund is in a defensive position, the opportunity to achieve its investment objective will be limited. If the Fund invests in a money market fund, the shareholders of the Fund generally will be subject to duplicative management fees. Although a Fund would do this only in seeking to avoid losses, the Fund will be unable to pursue its investment objective during that time, and it could reduce the benefit from any upswing in the market.

PRINCIPAL INVESTMENT RISKS:

All funds take investment risks. Therefore, it is possible to lose money by investing in a Fund. The principal risks that may reduce a Fund's returns, include the following:

Simplify Aggregate Bond ETF

- Active Management Risk
- Affiliated Money Market ETF Conflict of Interest Risk
- Commodity and Currency Risk
- Derivatives Risk
- Early Close/Trading Halt Risk
- Equity Securities Risk

- ETF Structure Risks
- Fixed Income Securities Risk
- Futures Risk
- High Yield Risk
- Large Capitalization Risk
- Leverage Risk
- Market and Geopolitical Risk
- Mortgage-Related Risk
- Option Risk
- Over-the-Counter Market Risk
- Subsidiary Investment Risk
- Swap Risk
- Turnover Rate Risk
- Underlying Fund Risk
- U.S. Treasury Market Risk

Simplify Barrier Income ETF

- Active Management Risk
- Affiliated Money Market ETF Conflict of Interest Risk
- Counterparty Risk
- Derivatives Risk
- Early Close/Trading Halt Risk
- Equity Securities Risk
- ETF Structure Risks
- Fixed Income Securities Risk
- Forwards Contracts Risk
- Large Capitalization Risk
- Leverage Risk

- Limited History of Operations
- Market and Geopolitical Risk
- Option Risk
- Non-Diversified Fund Risk
- Over-the-Counter Market Risk
- Small and Medium Capitalization Risk
- Swap Risk
- Underlying Fund Risk
- U.S. Treasury Market Risk

Simplify Bitcoin Strategy PLUS Income ETF

- Active Management Risk
- Affiliated Money Market ETF Conflict of Interest Risk
- Bitcoin Risk
- Bitcoin ETF Risk
- Concentration Risk
- Early Close/Trading Halt Risk
- ETF Structure Risks
- Fixed Income Securities Risk
- Leverage Risk
- Market and Geopolitical Risk
- Non-Diversification Risk
- Option Risk
- Reverse Repurchase Agreements Risk
- Turnover Rate Risk
- U.S. Treasury Market Risk
- Underlying Fund Risk
- Wholly-Owned Subsidiary Risk

Simplify Bond Bull ETF

- Active Management Risk
- Affiliated Money Market ETF Conflict of Interest Risk
- Cash or Cash Equivalents Risk
- Counterparty Risk
- Derivatives Risk
- Early Close/Trading Halt Risk
- ETF Structure Risks
- Fixed Income Securities Risk
- Futures Risk
- Leverage Risk
- Limited History Risk
- Market and Geopolitical Risk
- Non-Diversified Fund Risk
- Options Risk
- Over-the-Counter Market Risk
- Premium/Discount Trading Risk
- Swap Risk
- U.S. Treasury Market Risk
- Underlying Fund Risk
- Volatility Risk

Simplify China A Shares PLUS Income ETF

- Active Management Risk
- Affiliated Money Market ETF Conflict of Interest Risk
- ADR Risk
- Cash or Cash Equivalents Risk

- China Risk
- Counterparty Risk
- Currency (Foreign) Risk
- Derivatives Risk
- Early Close/Trading Halt Risk
- Equity Securities Risk
- ETF Structure Risk
- Foreign Closed Market Trading Risk
- Futures Risk
- Limited History Risk
- Market and Geopolitical Risk
- Non-Diversified Fund Risk
- Options Risk
- Over-the-Counter Market Risk
- Small and Medium Capitalization Risk
- Stock Connect Indirect Investment Risk
- Swaps Risk
- Turnover Rate Risk
- Underlying Fund Risk
- US Treasury and Agency Market Risk
- Volatility Risk

Simplify Currency Strategy ETF

- Active Management Risk
- Affiliated Money Market ETF Conflict of Interest Risk
- Cash or Cash Equivalents Risk
- Counterparty Risk
- Currency (Foreign) Risk
- Early Close/Trading Halt Risk
- Emerging Market Risk
- ETF Structure Risk
- Foreign Investment Risk
- Forward Contracts Risk
- Futures Contracts Risk
- Leverage Risk
- Limited History Risk
- Market and Geopolitical Risk
- Non-Diversified Fund Risk
- Over-the-Counter Market Risk
- Swap Risk
- Turnover Rate Risk
- US Treasury and Agency Risk
- Volatility Risk

Simplify Gold Strategy PLUS Income ETF

- Active Management Risk
- Affiliated Money Market ETF Conflict of Interest Risk
- Cash or Cash Equivalents Risk
- Concentration Risk
- Counterparty Risk
- Currency (Foreign) Risk
- Derivatives Risk

- Early Close/Trading Halt Risk
- Equity Securities Risk
- ETF Structure Risk
- Fixed Income Securities Risk
- Gold Futures Risk
- Gold Risk
- Leverage Risk
- Limited History Risk
- Market and Geopolitical Risk
- Non-Diversified Fund Risk
- Options Risk
- Over-the-Counter Market Risk
- Subsidiary Investment Risk
- Turnover Rate Risk
- US Treasury and Agency Risk
- Volatility Risk

Simplify Government Money Market ETF

- Credit Risk
- ETF Structure Risk
- Interest Rate Risk
- Limited History Risk
- Market and Geopolitical Risk

- Management Risk
- Repurchase Agreements Risk
- U.S. Treasury Market Risk
- U.S. Government Obligations Risk
- Variable and Floating Rate Instrument Risk
- When-Issued, Delayed Delivery, and Forward Commitments Risk

Simplify Enhanced Income ETF

- Active Management Risk
- Affiliated Money Market ETF Conflict of Interest Risk
- Commodity Risk
- Counterparty Risk
- Currency Risk
- Derivatives Risk
- Early Close/Trading Halt Risk
- ETF Structure Risks
- Fixed Income Securities Risk
- Leverage Risk
- Limited History of Operations Risk
- Market and Geopolitical Risk
- Option Risk
- Over-the-Counter Market Risk
- Subsidiary Investment Risk
- Turnover Rate Risk
- Underlying Fund Risk
- U.S. Treasuries Risk
- Volatility Risk

Simplify Health Care ETF

- Active Management Risk
- Affiliated Money Market ETF Conflict of Interest Risk
- Biotechnology Industry Risk

- Concentration Risk
- Early Close/Trading Halt Risk
- Equity Securities Risk
- ETF Structure Risks
- Health Care Risk
- Large Capitalization Risk
- Market and Geopolitical Risk
- Medical Product and Device Company Risk
- Micro Capitalization Stock Risk
- Pharmaceutical Company Risk
- Small and Medium Capitalization Stock Risk
- Turnover Rate Risk
- Underlying Fund Risk

Simplify Hedged Equity ETF

- Active Management Risk
- Affiliated Money Market ETF Conflict of Interest Risk
- Derivatives Risk
- Early Close/Trading Halt Risk
- Equity Securities Risk
- ETF Structure Risks
- Futures Risk
- Large Capitalization Risk
- Leverage Risk
- Market and Geopolitical Risk
- Put/Spread Collar Strategy Risk
- Underlying Fund Risk

Simplify High Yield ETF

- Active Management Risk
- Affiliated Money Market ETF Conflict of Interest Risk
- Cash or Cash Equivalents Risk
- Commodity and Currency Risk
- Derivatives Risk
- Early Close/Trading Halt Risk
- Equity Securities Risk
- ETF Structure Risks
- Fixed Income Securities Risk
- Futures Risk
- Junk Bond Risk
- Leverage Risk
- Market and Geopolitical Risk
- Option Risk
- Over-the-Counter Market Risk
- Swap Risk
- Underlying Fund Risk

Simplify Interest Rate Hedge ETF

- Active Management Risk
- Affiliated Money Market ETF Conflict of Interest Risk
- Cash and Cash Equivalents Risk
- Counterparty Risk
- Derivatives Risk
- Early Close/Trading Halt Risk
- ETF Structure Risks
- Fixed Income Securities Risk
- Futures Risk
- Leverage Risk
- Market and Geopolitical Risk
- Non-Diversification Risk

- Option Risk
- Over-the-Counter Market Risk
- Premium/Discount Trading Risk
- Swaptions Risk
- US Treasury and Agency Market Risk
- Underlying Fund Risk
- Volatility Risk

Simplify Intermediate Term Treasury Futures Strategy ETF

- Active Management Risk
- Affiliated Money Market ETF Conflict of Interest Risk
- Cash or Cash Equivalents Risk
- Counterparty Risk
- Derivatives Risk
- Early Close/Trading Halt Risk
- ETF Structure Risks
- Fixed Income Securities Risk
- Futures Risk
- Leverage Risk
- Market and Geopolitical Risk
- Option Risk
- Over-the-Counter Market Risk
- Quarterly Rebalancing Risk
- Short-Term Investment Risk
- U.S. Treasuries Risk
- Underlying Fund Risk

Simplify MBS ETF

- Active Management Risk
- Affiliated Money Market ETF Conflict of Interest Risk
- Cash or Cash Equivalents Risk
- Concentration Risk
- Counterparty Risk
- Derivatives Risk

- Dollar Roll Risk
- Early Close/Trading Halt Risk
- ETF Structure Risk
- Fixed Income Securities Risk
- Leverage Risk
- Limited History of Operations Risk
- Market and Geopolitical Risk
- Mortgage-Related Risks
- Options Risk
- Over the Counter Market Risk
- Swap Risk
- TBA Securities Risk
- US Treasury and Agency Market Risk
- Underlying Fund Risk

Simplify Multi-QIS Alternative ETF

- Active Management Risk
- Affiliated Money Market ETF Conflict of Interest Risk
- Cash or Cash Equivalents Risk
- Commodity Risk
- Counterparty Risk
- Derivatives Risk
- Early Close/Trading Halt Risk
- Emerging Markets Risk
- Equity Securities Risk
- ETF Structure Risks
- Fixed Income Securities Risk
- Foreign Currency Risk
- Foreign Exchange Risk

- Foreign Investment Risk
- Futures Risk
- Junk Bond Risk
- Leverage Risk
- Limited History of Operations Risk
- Market and Geopolitical Risk
- Over-the-Counter Market Risk
- Small and Medium Capitalization Risk
- Subsidiary Investment Risk
- Total Return Swap Risk
- Underlying Fund Risk
- U.S. Treasuries Risk
- U.S. Treasury Market Risk
- Volatility Risk

Simplify Next Intangible Core Index ETF

- Allocation Risk
- Affiliated Money Market ETF Conflict of Interest Risk
- Concentration Risk
- Early Close/Trading Halt Risk
- Equity Securities Risk
- ETF Structure Risk
- Index Provider Risk
- Large Capitalization Risk
- Limited History of Operations Risk
- Market and Geopolitical Risk
- Passive Investment Risk
- Small and Medium Capitalization Risk
- Tracking Error Risk
- Value Risk

Simplify Short Term Treasury Futures Strategy ETF

- Active Management Risk
- Affiliated Money Market ETF Conflict of Interest Risk
- Cash or Cash Equivalents Risk
- Counterparty Risk
- Derivatives Risk
- Early Close/Trading Halt Risk
- ETF Structure Risks
- Fixed Income Securities Risk
- Futures Risk
- Leverage Risk
- Limited History of Operations Risk
- Market and Geopolitical Risk
- Option Risk
- Over-the-Counter Market Risk
- Quarterly Rebalancing Risk
- Short-Term Investment Risk
- Underlying Fund Risk
- U.S. Treasuries Risk

Simplify Target 15 Distribution ETF

- Active Management Risk
- Affiliated Money Market ETF Conflict of Interest Risk
- Counterparty Risk
- Derivatives Risk
- Distribution Policy Risk
- Early Close/Trading Halt Risk
- Equity Securities Risk
- ETF Structure Risks
- Fixed Income Securities Risk

- Forwards Contracts Risk
- Large Capitalization Risk
- Leverage Risk
- Limited History of Operations
- Market and Geopolitical Risk
- Option Risk
- Non-Diversified Fund Risk
- Over-the-Counter Market Risk
- Small and Medium Capitalization Risk
- Swap Risk
- Underlying Fund Risk
- U.S. Treasury Market Risk

Simplify Treasury Option Income ETF

- Active Management Risk
- Affiliated Money Market ETF Conflict of Interest Risk
- Counterparty Risk
- Derivatives Risk
- Early Close/Trading Halt Risk
- ETF Structure Risks
- Fixed Income Securities Risk
- Leverage Risk
- Limited History of Operations Risk
- Market and Geopolitical Risk
- Option Risk
- Over-the-Counter Market Risk
- TIPS Risk
- Turnover Rate Risk
- Underlying Fund Risk
- U.S. Treasuries Risk
- U.S. Treasury Market Risk

Simplify US Equity PLUS Bitcoin Strategy ETF

- Active Management Risk
- Affiliated ETF Conflict of Interest Risk
- Affiliated Money Market ETF Conflict of Interest Risk
- Bitcoin ETF Risk
- Bitcoin Risk
- Derivatives Risk
- Early Close/Trading Halt Risk
- Equity Securities Risk
- ETF Structure Risks
- Exchange Traded Product Risk
- Futures Contract Risk
- Large Capitalization Risk
- Market and Geopolitical Risk
- Small and Medium Capitalization Risk
- Underlying Fund Risk
- Valuation Risk

Simplify US Equity PLUS Convexity ETF

- Active Management Risk
- Affiliated Money Market ETF Conflict of Interest Risk
- Commodity Risk
- Currency Risk
- Derivatives Risk
- Early Close/Trading Halt Risk
- Equity Securities Risk
- ETF Structure Risks
- Fixed Income Risk

- Large Capitalization Risk
- Market and Geopolitical Risk
- Option Risk
- Over-the-Counter Market Risk
- Small and Medium Capitalization Risk
- Turnover Rate Risk
- Underlying Fund Risk
- Volatility Risk

Simplify US Equity PLUS Downside Convexity ETF

- Active Management Risk
- Affiliated Money Market ETF Conflict of Interest Risk
- Commodity Risk
- Currency Risk
- Derivatives Risk
- Early Close/Trading Halt Risk
- Equity Securities Risk
- ETF Structure Risks
- Fixed Income Risk
- Leverage Risk
- Market and Geopolitical Risk
- Option Risk
- Over-the-Counter Market Risk
- Small and Medium Capitalization Risk
- Turnover Rate Risk
- Underlying Fund Risk
- Volatility Risk

Simplify US Equity PLUS Upside Convexity ETF

- Active Management Risk
- Affiliated Money Market ETF Conflict of Interest Risk
- Commodity Risk
- Currency Risk
- Derivatives Risk
- Early Close/Trading Halt Risk
- Equity Securities Risk
- ETF Structure Risks
- Fixed Income Risk
- Large Capitalization Risk
- Leverage Risk
- Market and Geopolitical Risk
- Option Risk
- Over-the-Counter Market Risk
- Small and Medium Capitalization Risk
- Underlying Fund Risk
- Volatility Risk

Simplify Volatility Premium ETF

- Active Management Risk
- Affiliated ETF Conflict of Interest Risk
- Affiliated Money Market ETF Conflict of Interest Risk
- Borrowing Risk
- Cash or Cash Equivalents Risk
- Compounding Risk
- Counterparty Risk
- Daily Rebalancing Risk
- Derivatives Risk
- Early Close/Trading Halt Risk

- ETF Structure Risks
- Fixed Income Securities Risk
- Inverse Correlation Risk
- Leverage Risk
- Market and Geopolitical Risk
- Option Risk
- Over-the-Counter Market Risk
- Reverse Repurchase Agreement Risk
- Short-Term Investment Risk
- Turnover Rate Risk
- Underlying Fund Risk
- VIX Futures Risk
- Volatility Risk
- Wholly-Owned Subsidiary Risk

The following describes the risks noted above with respect to a Fund's investments.

Active Management Risk. Each Fund is subject to the risk that its investment management strategy may not produce the intended results. There can be no assurance that the securities selected by the adviser will produce positive returns. Depending on a Fund's particular investment strategy, the adviser's strategy may be highly sensitive to changes in interest rates.

ADR Risk. ADRs may be subject to some of the same risks as direct investment in foreign companies, which includes international trade, currency, political, regulatory and diplomatic risks. Under an unsponsored ADR arrangement, the foreign issuer assumes no obligations and the depositary's transaction fees are paid directly by the ADR holders. Unsponsored ADRs are organized without the cooperation of the issuer and information concerning the foreign issuer may not be as current as for sponsored ADRs and voting rights are not passed through.

Affiliated ETF Conflict of Interest Risk. Because the Fund may invest in affiliated ETFs the adviser is subject to conflicts of interest in allocating the Fund's assets among the affiliated ETFs. The adviser will receive more revenue to the extent it selects affiliated ETFs rather than an unaffiliated fund for inclusion in the Fund's portfolio. In addition, the adviser may have an incentive to allocate the Fund's assets to those affiliated ETFs for which the net advisory fees payable to the adviser are higher than the fees payable by other affiliated ETFs.

Affiliated Fund Risk: The Funds may invest in affiliated underlying funds (the "Affiliated Funds"), unaffiliated underlying funds, or a combination of both. The adviser, therefore, is subject to conflicts of interest in allocating a Fund's assets among the Affiliated Funds. The adviser will receive more revenue to the extent it selects an Affiliated Fund rather than an unaffiliated fund for inclusion in a Fund's portfolio. In addition, the adviser may have an incentive to allocate the Fund's assets to those Affiliated Funds for which the net advisory fees payable to the adviser are higher than the fees payable by other Affiliated Funds. The adviser has agreed to waive any portion of its management fee earned by investing the Fund's assets invested in an Affiliated Fund.

Allocation Risk. If a Fund's strategy for allocating assets among stock of U.S. companies does not work as intended, the Fund may not achieve its objective or may underperform other funds with the same or similar investment strategy.

Biotechnology Industry Risk. The biotechnology industry can be significantly affected by patent considerations, including the termination of patent protections for products, intense competition both domestically and internationally, rapid technological change and obsolescence, government regulation and expensive insurance costs due to the risk of product liability lawsuits. In addition, the biotechnology industry is an emerging growth industry, and therefore biotechnology companies may be thinly capitalized and more volatile than companies with greater capitalizations. Biotechnology companies must contend with high development costs, which may be exacerbated by the inability to raise prices to cover costs because of managed care pressure, government regulation or price controls.

Bitcoin Risk. The value of the Fund's investment in Bitcoin ETPs and Bitcoin ETFs are subject to fluctuations in the value of Bitcoin. Bitcoin is a relatively new innovation and the market for Bitcoin is subject to rapid price swings, changes and uncertainty. The further development of the Bitcoin network and the acceptance and use of Bitcoin are subject to a variety of factors that are difficult to evaluate. The value of Bitcoin has been, and may continue to be, substantially dependent on speculation, such that trading and investing in these assets generally may not be based on fundamental analysis. The slowing, stopping or reversing of the development of the Bitcoin network or the acceptance of Bitcoin may adversely affect the price of Bitcoin. Bitcoin is subject to the risk of fraud, theft, manipulation or security failures, operational or other problems that impact the digital asset trading venues on which Bitcoin trades. The Bitcoin blockchain may contain flaws that can be exploited by hackers. A significant portion of Bitcoin is held by a small number of holders sometimes referred to as "whales." Transactions of these holders may influence the price of Bitcoin. 2 Unlike the exchanges for more traditional assets, such as equity securities and futures contracts, Bitcoin and the digital asset trading venues on which it trades are largely unregulated and highly fragmented and digital asset trading venues may be operating out of compliance with regulations. As a result of the lack of regulation, individuals or groups may engage in fraud or market manipulation (including using social media to promote Bitcoin in a way that artificially increases the price of Bitcoin). Investors may be more exposed to the risk of theft, fraud and market manipulation than when investing in more traditional asset classes. Over the past several years, a number of digital asset trading venues have been closed due to fraud, failure or security breaches. Investors in Bitcoin may have little or no recourse should such theft, fraud or manipulation occur and could suffer significant losses. Legal or regulatory changes may negatively impact the operation of the Bitcoin network or restrict the use of Bitcoin. The Bitcoin ETPs and Bitcoin ETFs may also be negatively impacted by regulatory enforcement actions against the digital asset trading venues upon which Bitcoin trades. Such actions could significantly reduce the number of venues upon which Bitcoin trades and could negatively impact the Bitcoin held by the Bitcoin ETPs and the Bitcoin futures contracts held by the Bitcoin ETFs that reference the price of Bitcoin. In addition, digital asset trading venues, Bitcoin miners, and other participants may have significant exposure to other digital assets. Instability in the price, availability or legal or regulatory status of those instruments may adversely impact the operation of the digital asset trading venues and the Bitcoin network. The realization of any of these risks could result in a decline in the acceptance of Bitcoin and consequently a reduction in the value of Bitcoin, Bitcoin futures contracts, and shares of the Bitcoin ETPs and Bitcoin ETFs. Such occurrences could also impair the Bitcoin ETPs' and Bitcoin ETFs' ability to meet their investment objective pursuant to

their respective investment strategy. The Bitcoin network is maintained and secured by a group of validators who “mine” Bitcoin, which involves contributing computer power to the network to validate transactions, maintain security and finalize settlement. The Bitcoin blockchain relies on a consensus mechanism whereby miners agree on the accurate state of the database. If a malicious actor (or group of actors) were to gain control of more than 50% the mining (or “hash”) power in the network, even temporarily, they would have the ability to block new transactions from being confirmed and could, over time, reverse or reorder prior transactions. Although it may be challenging for a malicious actor (or group of actors) to gain control of 50% of the mining (or “hash”) power in the Bitcoin blockchain, such an attack would significantly impact the value of Bitcoin, and thereby of the Bitcoin held by the Bitcoin ETPs and the Bitcoin futures contracts held by the Bitcoin ETF. A blockchain is a public database that is updated, shared and maintained across many computers in a network. The software that powers a blockchain is known as its protocol. Like all software, these protocols may update or change from time-to-time. In the case of the Bitcoin protocol, updates are made based on proposals submitted by developers, but only if a majority of the users and miners adopt the new proposals and update their individual copies of the protocol. Certain upgrade proposals to a blockchain may not be accepted by all the participants in an ecosystem. If one significant group adopts a proposed upgrade and another does not – or if groups adopt different upgrades – this can result in a “fork” of the blockchain, wherein two distinct sets of users and validators or users and miners run two different versions of a protocol. If the versions are sufficiently different such that the two versions of the protocol cannot simultaneously maintain and update a shared record of the blockchain database, it is called a “hard fork.” A hard fork can result in the creation of two competing blockchains, each with its own native crypto assets. For instance, on August 1, 2017, two factions in the Bitcoin community could not agree on whether or not to adopt an upgrade to the Bitcoin protocol related to how to scale throughput on the blockchain. The disagreement created a fork, with the smaller group taking the name “Bitcoin Cash” and running its own blockchain and related native crypto asset. The larger group retained the name Bitcoin for its blockchain and held Bitcoin as the native crypto asset. Additional forks of the Bitcoin blockchain are possible. A large-scale fork could introduce risk, uncertainty, or confusion into the Bitcoin blockchain, or could fraction the value of the main blockchain and its native crypto asset, which could significantly impact the value of Bitcoin held by the Bitcoin ETPs and Bitcoin futures contracts held by the Bitcoin ETFs. Additionally, a hack of the Bitcoin blockchain or one or more projects that interact with or that are built on top of the Bitcoin blockchain could negatively impact the price of Bitcoin, whether it leads to another hard fork or not, and thereby the value of the Bitcoin held by the Bitcoin ETPs, and the Bitcoin futures contracts held by the Bitcoin ETFs. 3

The Bitcoin blockchain and its native crypto asset, Bitcoin, face numerous challenges to gaining widespread adoption as an alternative payments system, including the slowness of transaction processing and finality, variability in transaction fees and volatility in Bitcoin’s price. It is not clear that the Bitcoin blockchain or Bitcoin can overcome these and other impediments, which could harm the long-term adoption of the Bitcoin blockchain and Bitcoin as an alternative payment system, and thereby negatively impact the price of Bitcoin. In addition, alternative public blockchains have been developed and may in the future develop that compete with the Bitcoin blockchain and may have significant advantages as alternative payment systems, including higher throughput, lower fees, faster settlement and finalization, and the ability to facilitate untraceable and/or privacy-shielded transactions through the use of zero-knowledge cryptography or other means. It is possible that these alternative public blockchains and their native crypto assets may be more successful than the Bitcoin blockchain and Bitcoin in gaining adoption as an alternative payments system, which could limit the long-term adoption of the Bitcoin blockchain and Bitcoin, thereby negatively impact the price of Bitcoin. Such alternative public blockchains, such as the Ethereum network, allow users to write and implement smart contracts—that is, general-purpose code that executes on every computer in the network and can instruct the transmission of information and value based on a sophisticated set of logical conditions. Using smart contracts, users can create markets, store registries of debts or promises, represent the ownership of property, move funds in accordance with conditional instructions and create other digital assets. Furthermore, traditional payment systems may improve their own technical capabilities and offer faster settlement times, faster finalization and lower fees. This could make it more difficult for the Bitcoin blockchain and Bitcoin to gain traction as an alternative payments system, which could limit the long-term adoption of the Bitcoin blockchain and Bitcoin, and thereby negatively impact the price of Bitcoin. Finally, one means by which the ecosystem surrounding the Bitcoin blockchain has attempted to mitigate concerns about the slowness of transaction processing and finality and the variability of transaction fees has been through the development of so-called Layer 2 networks, including the “Lightning Network.” Layer 2 networks are separate blockchains built on top of “Layer 1” blockchains like the Bitcoin blockchain for the purpose of augmenting the throughput of the Layer 1 blockchain, and often, providing lower fees for transaction processing and faster settlement. Layer 2 blockchains introduce certain risks into the Bitcoin ecosystem that should be considered. For instance, Layer 2 blockchains are a relatively new and still developing technology. Technological issues – including hacks, bugs, or failures – could introduce risk or harm confidence in the Bitcoin ecosystem, which could negatively impact the price of Bitcoin. In addition, users may choose to settle an increasing share of transactions on Layer 2 blockchains, which could negatively impact the transaction activity on, and the amount of fee revenue generated by, the Bitcoin blockchain itself, which could negatively impact the price of Bitcoin. If these or other developments negatively impact the price of Bitcoin, this would negatively impact the value of the Bitcoin ETPs and Bitcoin ETFs. The realization of any of these risks could result in a decline in the acceptance of Bitcoin and consequently a reduction in the value of Bitcoin, Bitcoin ETPs, Bitcoin ETFs, and the Fund.

Bitcoin Tax Risk (SPBC and MAXI). The Fund's investments in Bitcoin ETPs or similar investment vehicles are grantor trusts for U.S. federal income tax purposes, and therefore an investment by the Fund directly in such an investment will generally be treated as a direct investment in Bitcoin for such purposes. In order to qualify for the special tax treatment accorded a regulated investment company ("RIC") and its shareholders, Subchapter M of the Internal Revenue Code of 1986, as amended (the "Code") requires, among other things, that at least 90% of the Fund's income be derived from securities or derived with respect to its business of investing in securities (typically referred to as "qualifying income"). Although the income from Bitcoin ETPs in which the Fund invests is not treated as "qualifying income" for purposes of the 90% income requirement, the Fund avoids the recognition of any income from Bitcoin ETPs by handling any Bitcoin ETP transactions with Authorized Participants ("AP") through in-kind creations and redemptions. For example, if the Fund wants to reduce its exposure to Bitcoin ETPs, it may deliver a basket of the Bitcoin ETPs to the AP in exchange for shares of the Fund. The Bitcoin ETP is not sold by the Fund and thus, no income is generated for the Fund. Additional risks with respect to APs are described under the "Authorized Participant Risk" below.

If, in any year, the Fund was to fail to qualify for the special tax treatment accorded a RIC and its shareholders and was ineligible to or was not able to cure such failure, the Fund would be taxed in the same manner as an ordinary corporation subject to U.S. federal income tax on all its income at the fund level. The resulting taxes could substantially reduce the Fund's net assets and the amount of income available for distribution. In addition, in order to requalify for taxation as a RIC, the Fund could be required to recognize unrealized gains, pay substantial taxes and interest, and make certain distributions.

Bitcoin Tax Risk (MAXI). By investing in Bitcoin futures indirectly through the Subsidiary, the Fund will obtain exposure to the Bitcoin within the federal tax requirements that apply to the Fund. However, because the Subsidiary is a controlled foreign corporation, any income received by the Fund from its investments in the Subsidiary will be passed through to the Fund as ordinary income, which may be taxed at less favorable rates than capital gains.

Bitcoin Futures Contract Risk (MAXI). The market for Bitcoin futures may be less developed, and potentially less liquid and more volatile, than more established futures markets as Bitcoin futures are relatively new. The successful use of futures contracts draws upon the adviser's skill and experience with respect to such instruments and are subject to special risk considerations. The primary risks associated with the use of futures contracts are (a) the imperfect correlation between the change in market value of the reference asset and the price of the futures contract; (b) possible lack of a liquid secondary market and the resulting inability to close a futures contract when desired; (c) investments in futures contracts involves leverage, which means a small percentage of assets in futures can have a disproportionately large impact on the Fund and the Fund can lose more than the principal amount invested; (d) losses caused by unanticipated market movements, which are potentially unlimited; (e) if the Fund has insufficient cash, it may have to sell securities from its portfolio to meet daily variation margin requirements, and the Fund may have to sell securities at a time when it may be disadvantageous to do so. Bitcoin futures may trade at a price premium above Bitcoin. As a futures contract approaches expiration, the price premium will tend to erode, which will result in losses to the Fund assuming other things equal.

Bitcoin ETF Risks. The Bitcoin ETFs do not invest directly in Bitcoin. Instead, the Bitcoin ETFs obtain indirect exposure to Bitcoin by investing in Bitcoin futures, swaps, and/or options. The market for derivatives linked to Bitcoin may be less developed, and potentially less liquid and more volatile, than more established markets. While these markets have grown substantially since Bitcoin derivatives commenced trading, there can be no assurance that this growth will continue. The price for Bitcoin futures, swaps, and options is based on a number of factors, including the supply of and the demand for these derivatives. Market conditions and expectations, position limits, accountability levels, collateral requirements, availability of counterparties, and other factors each can impact the supply of and demand for these derivatives. Additionally, due to the high margin requirements that are unique to Bitcoin futures contracts, the Bitcoin ETFs may experience difficulty maintaining the desired level of exposure to Bitcoin solely through futures contracts. If a Bitcoin ETF is unable to achieve such exposure it may not be able to meet its investment objective and the Bitcoin ETF's returns may be different or lower than expected. Additionally, collateral requirements may require the Bitcoin ETFs to liquidate their positions, potentially incurring losses and expenses, when it otherwise would not do so. Investing in derivatives like Bitcoin futures may be considered aggressive and may expose the Bitcoin ETFs to significant risks. These risks include counterparty risk and liquidity risk.

Borrowing Risk. The Fund may borrow for investment purposes indirectly by using reverse repurchase agreements. Reverse repurchase agreements are financing arrangements that involve sales by the Fund of portfolio securities concurrently with an agreement by the Fund to repurchase the same securities at a later date at a fixed price. Reverse repurchase agreements do not mitigate the Fund's risk that the market value of the securities the Fund is obligated to repurchase under the agreement may decline below the repurchase price. The Fund may enter into over-the-counter reverse repurchase agreements. The cost of borrowing may reduce the Fund's return. Borrowing may cause the Fund to liquidate positions to under adverse market conditions to satisfy its repayment obligations. Borrowing increases the risk of loss and may increase the volatility of the Fund.

Cash or Cash Equivalents Risk. At any time, the Fund may have significant investments in cash or cash equivalents. When a substantial portion of a portfolio is held in cash or cash equivalents, there is the risk that the value of the cash account, including interest, will not keep pace with inflation, thus reducing purchasing power over time. Additionally, in rising markets, holding cash or cash equivalents may adversely affect the Fund's performance and the Fund may not achieve its investment objective.

China Risk. The Chinese economy is generally considered an emerging market and can be significantly affected by economic and political conditions in China and may demonstrate significantly higher volatility than developed markets. China may be subject to considerable degrees of economic, political and social instability. The Chinese government has undertaken reform of economic and market practices and has expanded the sphere of private ownership of property in China. However, Chinese markets generally continue to experience inefficiency, volatility and pricing anomalies resulting from governmental influence, a lack of publicly available information and or political and social instability. Chinese companies are also subject to governmental intervention in their operations and structure. The Chinese economy is export-driven and highly reliant on trading with key partners. The Chinese government regulates the payment of foreign currency denominated obligations. Consequently, the RMB is not freely convertible and currency conversion transactions are subject to approval of PRC authorities. Although Chinese authorities have indicated an intent to move to a freely convertible RMB, there is no assurance that restrictions will not continue. The Chinese government may introduce new laws and regulations that could have an adverse effect on the Fund.

In the Chinese securities markets, a small number of issuers may represent a large portion of the entire market. The Chinese securities markets are subject to more frequent trading halts, low trading volume and price volatility. Recent developments in relations between the United States and China have heightened concerns of restrictions on trade between the two countries. An increase in tariffs or trade restrictions, or even the threat of such developments, could lead to a significant reduction in international trade, which could have a negative impact on China's export industry.

Chinese entities have incurred significant levels of debt and Chinese financial institutions hold relatively large amounts of non-performing debt. Thus, there exists a possibility that widespread defaults, which could trigger a financial crisis and make Chinese securities illiquid.

Disclosure and regulatory standards in emerging market countries, such as China, are in many respects less stringent than U.S. standards. There is substantially less publicly available information about Chinese issuers than there is about U.S. issuers.

The tax laws and regulations in China are somewhat unclear and are subject to change. The interpretation, application and enforcement of such laws could have an adverse effect on the Fund and its shareholders, particularly in relation to tax imposed upon foreign investors' capital gains. Uncertainties in Chinese tax rules could result in unexpected tax liabilities for the Fund.

- *Emerging Markets Risk.* China is still considered an emerging market economy. Investments in emerging markets typically involves greater risks than investing in more developed markets. Generally, economic structures in these countries are less diverse and mature than those in developed countries and their political systems tend to be less stable. Emerging market countries may have different regulatory, accounting, auditing, and financial reporting and record keeping standards and may have material limitations on PCAOB inspection, investigation, and enforcement. Therefore, the availability and reliability of information, particularly financial information, material to an investment decision in emerging market companies may be limited in scope and reliability as compared to information provided by U.S. companies. Emerging market economies may be based on only a few industries. As a result, security issuers, including governments, may be more susceptible to economic weakness and more likely to default. Emerging market countries also may have relatively unstable governments, weaker economies, and less-developed legal systems with fewer security holder rights. Investments in emerging markets countries may be affected by government policies that restrict foreign investment in certain issuers or industries. The potentially smaller size of securities markets in emerging market countries and lower trading volumes can make investments relatively illiquid and potentially more volatile than investments in developed countries, and such securities may be subject to abrupt and severe price declines. Due to this relative lack of liquidity, the Fund may have to accept a lower price or may not be able to sell a portfolio security at all. An inability to sell a portfolio position can adversely affect the Fund's value or prevent the Fund from being able to meet cash obligations or take advantage of other investment opportunities.

Commodity Risk. Investments linked to commodity futures contracts can be highly volatile compared to investments in traditional securities, and funds holding instruments linked to commodity futures contracts may experience large losses. The value of instruments linked to commodity futures contracts may be affected by market movements, commodity benchmarks, volatility, changes in interest rates, or factors affecting a particular industry, or commodity. For example, commodity futures contracts may be affected by numerous factors, including drought, floods, fires, weather, livestock disease, pipeline ruptures or spills, embargoes, tariffs and international, economic, political or regulatory developments. In particular, trading in natural gas futures contracts (or other financial instruments linked to natural gas) has historically been very volatile and can be expected to be very volatile in the future. High volatility may have an adverse impact on the Fund.

Commodity and Currency Risk. Investments linked to commodity or currency futures contracts can be highly volatile compared to investments in traditional securities, and funds holding instruments linked to commodity or currency futures contracts may experience large losses. The value of instruments linked to commodity or currency futures contracts may be affected by market movements, commodity or currency benchmarks (as the case may be), volatility, changes in interest rates, or factors affecting a particular industry, commodity or currency. For example, commodity futures contracts may be affected by numerous factors, including drought, floods, fires, weather, livestock disease, pipeline ruptures or spills, embargoes, tariffs and international, economic, political or regulatory developments. In particular, trading in natural gas futures contracts (or other financial instruments linked to natural gas) has historically been very volatile and can be expected to be very volatile in the future. High volatility may have an adverse impact on the Fund.

Compounding Risk. The return of the Fund for a period longer than a single day is the result of its return for each day compounded over the period and usually will differ in amount and possibly even direction from the Fund's stated multiple times the return of the Index for the same period. These differences can be significant. Daily compounding of the investment return of the Fund can dramatically and adversely affect its longer-term performance, especially during periods of high volatility. Volatility has a negative impact on the Fund's performance and the volatility of the Index may be at least as important to the returns of the Fund as the return of the Index.

Concentration Risk. Concentration risk is the possibility that securities within the same industry will decline in price due to industry-specific market or economic developments. If the Fund invests more heavily in a particular industry, the value of its shares may be especially sensitive to factors and economic risks that specifically affect that industry. As a result, the Fund's share price may fluctuate more widely than the value of shares of a mutual fund that invests in a broader range of industries. Additionally, some industries could be subject to greater government regulation than other industries. Therefore, changes in regulatory policies for those sectors may have a material effect on the value of securities issued by companies in those industries.

Counterparty Risk. The Fund may engage in transactions in securities and financial instruments that involve counterparties. Counterparty risk is the risk that a counterparty (the other party to a transaction or an agreement or the party with whom the Fund executes transactions) to a transaction with the Fund may be unable or unwilling to make timely principal, interest or settlement payments, or otherwise honor its obligations. To limit the counterparty risk associated with such transactions, the Fund conducts business only with financial institutions judged by the Adviser to present acceptable credit risk.

Credit Risk. The issuer of a debt security (i.e., the borrower) may be unable or unwilling to make timely payments of interest and principal when due or otherwise honor their obligations. Changes in an issuer's credit rating or the market's perception of an issuer's creditworthiness may also adversely affect the value of the Fund's investment in that issuer. The degree of credit risk depends on both the financial condition of the issuer and the terms of the obligation.

Currency Risk. The Fund holds investments that provide exposure to certain currencies, currency exchange rates or interest rates denominated in such currencies. Changes in currency exchange rates and the relative value of currencies will affect the value of the Fund's investment and the value of Fund shares. Currency exchange rates can be very volatile and can change quickly and unpredictably. As a result, the value of an investment in the Fund may change quickly and without warning and your investment in the Fund may experience losses.

Daily Rebalancing Risk. The daily rebalancing of the futures contracts underlying an index may impact trading in such futures contracts. For example, such trading may cause futures commission merchants to adjust their hedges. The trading activity associated with such transactions will contribute to the existing trading volume of the underlying futures contracts and may adversely affect the market price of such underlying futures contracts and in turn the level of the relevant index.

Derivatives Risk. A Fund's use of derivative instruments involves risks different from, or possibly greater than, the risks associated with investing directly in securities and other traditional investments. These risks include (i) the risk that the counterparty to a derivative transaction may not fulfill its contractual obligations; (ii) risk of mispricing or improper valuation; and (iii) the risk that changes in the value of the derivative may not correlate perfectly with the underlying asset, rate or index. Derivative prices are highly volatile and may fluctuate substantially during a short period of time. Such prices are influenced by numerous factors that affect the markets, including, but not limited to: changing supply and demand relationships; government programs and policies; national and international political and economic events, changes in interest rates, inflation and deflation and changes in supply and demand relationships. Trading derivative instruments involves risks different from, or possibly greater than, the risks associated with investing directly in securities.

- *Options Risk.* As the buyer of a put or call option, the Fund risks losing the entire premium invested in the option if the Fund does not exercise the option. Spread writing exposes the Fund to losses up to the amount between strike prices of the purchased option and the written option.
- *Futures Risk.* The Fund's use of futures involves risks different from, or possibly greater than, the risks associated with investing directly in securities and other traditional investments. These risks include leverage risk, risk of mispricing or improper valuation, and the risk that changes in the value of the futures contract may not correlate perfectly with the underlying index.
- *Swaps Risk.* Swaps are subject to tracking risk because they may not be perfect substitutes for the instruments they are intended to hedge or replace. Over the counter swaps are subject to counterparty default. Leverage inherent in derivatives will tend to magnify the Fund's losses.

Distribution Policy Risk. The Fund's distribution policy is not guaranteed to generate distributions that equal a fixed percentage of a Fund's current net asset value per share. There is no guarantee that the adviser will be successful in its attempt to have the Fund's distribution payments meet the target without some return of capital. Shareholders receiving periodic payments from a Fund may be under the impression that they are receiving net profits. However, all or a portion of a distribution may consist of a return of capital. Return of capital is the portion of distribution that is a return of your original investment dollars in a Fund. Shareholders should not assume that the source of a distribution from a Fund is net profit.

- *Tax Risk.* All or a portion of a distribution may consist of a return of capital (i.e., from your original investment). Shareholders should not assume that the source of a distribution from the Fund is net profit. Shareholders should note that return of capital will reduce the tax basis of their Shares and potentially increase the taxable gain, if any, upon disposition of their Shares. Shareholders should note that return of capital will reduce the tax basis of their Shares and potentially increase the taxable gain, if any, upon disposition of their Shares. The Funds will provide disclosures, with each monthly distribution, that estimate the percentages of the current and year-to-date distributions that represent (1) net investment income, (2) capital gains and (3) return of capital. At the end of the year, a Fund may be required under applicable law to re-characterize distributions made previously during that year among (1) ordinary income, (2) capital gains and (3) return of capital for tax purposes.

Dollar Roll Risk. Dollar rolls involve the risk that the Fund's counterparty will be unable to deliver the mortgage-backed securities underlying the dollar roll at the fixed time. If the buyer files for bankruptcy or becomes insolvent, the buyer or its representative may ask for and receive an extension of time to decide whether to enforce the Fund's repurchase obligation. In addition, the Fund earns interest by investing the transaction proceeds during the roll period. Dollar roll transactions have the effect of creating leverage in the Fund's portfolio.

Early Close/Trading Halt Risk. An exchange or market may close or issue trading halts on specific securities, or the ability to buy or sell certain securities or financial instruments may be restricted, which may prevent a Fund from buying or selling certain securities or financial instruments. In these circumstances, a Fund may be unable to rebalance its portfolio, may be unable to accurately price its investments and may incur substantial trading losses.

Emerging Markets Risk. The Fund may invest in countries with newly organized or less developed securities markets. Investments in emerging markets typically involves greater risks than investing in more developed markets. Generally, economic structures in these countries are less diverse and mature than those in developed countries and their political systems tend to be less stable. Emerging market countries may have different regulatory, accounting, auditing, and financial reporting and record keeping standards and may have material limitations on PCAOB inspection, investigation, and enforcement. Therefore, the availability and reliability of information, particularly financial information, material to an investment decision in emerging market companies may be limited in scope and reliability as compared to information provided by U.S. companies. Emerging market economies may be based on only a few industries. As a result, security issuers, including governments, may be more susceptible to economic weakness and more likely to default. Emerging market countries also may have relatively unstable governments, weaker economies, and less-developed legal systems with fewer security holder rights. Investments in emerging markets countries may be affected by government policies that restrict foreign investment in certain issuers or industries. The potentially smaller size of securities markets in emerging market countries and lower trading volumes can make investments relatively illiquid and potentially more volatile than investments in developed countries, and such securities may be subject to abrupt and severe price declines. Due to this relative lack of liquidity, the Fund may have to accept a lower price or may not be able to sell a portfolio security at all. An inability to sell a portfolio position can adversely affect the Fund's value or prevent the Fund from being able to meet cash obligations or take advantage of other investment opportunities.

Equity Securities Risk. Equity securities are susceptible to general stock market fluctuations and to volatile increases and decreases in value. The equity securities held by a Fund may experience sudden, unpredictable drops in value or long periods of decline in value. This may occur because of factors affecting securities markets generally, the equity securities of a particular sector, or a particular company.

ETF Structure Risk: Each Fund is structured as an ETF and some Funds may invest in Underlying ETFs. As a result, each Fund is subject to special risks, including:

- *Not Individually Redeemable.* A Fund's Shares ("Shares") are not redeemable by retail investors and may be redeemed only by the Authorized Participant at net asset value ("NAV") and only in Creation Units. A retail investor generally incurs brokerage costs when selling shares.
- *Trading Issues.* Trading in Shares on the Exchange may be halted due to market conditions or for reasons that, in the view of the Exchange, make trading in Shares inadvisable, such as extraordinary market volatility. There can be no assurance that Shares will continue to meet the listing requirements of the Exchange, which may result in a Fund's shares being delisted. An active trading market for the Shares may not be developed or maintained. If the Shares are traded outside a collateralized settlement system, the number of financial institutions that can act as Authorized Participants that can post collateral on an agency basis is limited, which may limit the market for the Shares.
- *Market Price Variance Risk.* Individual Shares of a Fund that are listed for trading on the Exchange can be bought and sold in the secondary market at market prices. The market prices of Shares will fluctuate in response to changes in NAV and supply and demand for Shares. There may be times when the market price and the NAV vary significantly and you may pay more than NAV when buying Shares on the secondary market, and you may receive less than NAV when you sell those Shares. The market price of Shares, like the price of any exchange-traded security, includes a "bid-ask spread" charged by the exchange specialists, market makers or other participants that trade the particular security. In times of severe market disruption, the bid-ask spread often increases significantly. This means that Shares may trade at a discount to NAV and the discount is likely to be greatest when the price of Shares is falling fastest, which may be the time that you most want to sell your Shares. A Fund's investment results are measured based upon the daily NAV of a Fund over a period of time. Investors purchasing and selling Shares in the secondary market may not experience investment results consistent with those experienced by those Authorized Participants creating and redeeming directly with a Fund.
 - In times of market stress, market makers may step away from their role market making in shares of ETFs and in executing trades, which can lead to differences between the market value of Shares and the Fund's NAV.

- The market price for the Shares may deviate from a Fund's NAV, particularly during times of market stress, with the result that investors may pay significantly more or significantly less for Shares than a Fund's NAV, which is reflected in the bid and ask price for Fund shares or in the closing price.
- In stressed market conditions, the market for the Shares may become less liquid in response to the deteriorating liquidity of a Fund's portfolio. This adverse effect on the liquidity of the Shares may, in turn, lead to differences between the market value of the Shares and a Fund's NAV.
- *Authorized Participant Risk.* Only an Authorized Participant may engage in creation or redemption transactions directly with a Fund. A Fund has a limited number of institutions that may act as an Authorized Participant on an agency basis (*i.e.*, on behalf of other market participants). To the extent that Authorized Participants exit the business or are unable to proceed with creation or redemption orders with respect to a Fund and no other Authorized Participant is able to step forward to create or redeem Creation Units, a Fund's shares may be more likely to trade at a premium or discount to NAV and possibly face trading halts or delisting. Authorized Participant concentration risk may be heightened for securities or instruments that have lower trading volumes.

Exchange Traded Product (ETP) Risk. The Fund invests in Bitcoin ETPs. Through its positions in Bitcoin ETPs, the Fund generally will be subject to the risks associated with such vehicle's investments, including the possibility that the value of the securities or instruments held by or linked to a Bitcoin ETP could decrease. The Bitcoin ETPs in which the Fund invests are not registered, nor are they required to be registered, as investment companies subject to the 1940 Act and, therefore, are not subject to the regulatory scheme of the 1940 Act including: provisions preventing Bitcoin ETP insiders from managing a Spot Bitcoin ETP to their benefit and to the detriment of shareholders; provisions preventing a Bitcoin ETP from issuing securities having inequitable or discriminatory provisions; provisions preventing management by irresponsible persons; provisions preventing the use of unsound or misleading methods of computing Bitcoin ETP earnings and asset value; provisions prohibiting suspension of redemptions (except under limited circumstances); provisions limiting fund leverage; provisions imposing a fiduciary duty on fund managers with respect to receipt of compensation for services; and provisions preventing changes in a Bitcoin ETP's character without the consent of shareholders. When the Fund invests in a Bitcoin ETP, in addition to directly bearing the expenses associated with its own operations, it also will bear a pro rata portion of the Bitcoin ETP's expenses (including operating costs and management fees).

Fixed Income Securities Risk. Fixed income securities risk factors include credit risk (the debtor may default) and prepayment risk (the debtor may pay its obligation early or later than expected, potentially reducing the amount of interest payments or extending time to principal repayment). These risks could affect the value of a particular investment possibly causing the Fund's share price and total return to be reduced and fluctuate more than other types of investments. When a Fund invests in fixed income securities the value of your investment in a Fund will fluctuate with changes in interest rates. Typically, a rise in interest rates causes a decline in the value of fixed income securities. In general, the market price of debt securities with longer maturities will increase or decrease more in response to changes in interest rates than shorter-term securities. If the U.S. Federal Reserve's Federal Open Market Committee ("FOMC") raises the federal funds interest rate target, interest rates across the U.S. financial system may rise. However, the magnitude of rate changes across maturities and borrower sectors is uncertain. Rising rates may decrease liquidity and increase volatility, which may make portfolio management more difficult and costly to a Fund and its shareholders. Additionally, default risk increases if issuers must borrow at higher rates. Generally, these changing market conditions may cause a Fund's share price to fluctuate or decline more than other types of equity investments.

Foreign Closed Market Trading Risk. To the extent the Fund's investments are linked to those that trade in Chinese markets that are closed when the Fund and Exchange are open, there are likely to be deviations between current pricing of an underlying security and the prices at which the underlying securities are valued for purposes of the Fund's NAV. As a result, Fund Shares may appear to trade at a significant discount or premium to NAV greater than those incurred by other ETFs. In addition, shareholders may not be able to purchase or redeem their Shares of the Fund, or purchase or sell Shares of the Fund on the Exchange, on days when the NAV of the Fund could be significantly affected by events in the relevant Chinese non-U.S. markets.

Foreign Currency Risk. The Fund holds investments that provide exposure to non-U.S. currencies, currency exchange rates or interest rates denominated in such currencies. Changes in currency exchange rates and the relative value of non-U.S. currencies will affect the value of the Fund's investment and the value of Fund shares. Currency exchange rates can be very volatile and can change quickly and unpredictably. As a result, the value of an investment in the Fund may change quickly and without warning and your investment in the Fund may experience losses.

Foreign Exchange Risk. Because options held by the Fund may trade on foreign exchanges that are closed when the Fund's primary listing exchange is open, there are likely to be deviations between the current price of a security and the security's last quoted price from the closed foreign market. This may result in premiums and discounts that are greater than those experienced by domestic ETFs.

Foreign Investment Risk. The Fund may invest in securities domiciled in countries outside the U.S. and Canada that may experience more rapid and extreme changes in value than a fund that invests exclusively in securities of U.S. and Canadian companies. These companies may be subject to additional risks, including political and economic risks, civil conflicts and war, greater volatility, expropriation and nationalization risks, currency fluctuations, higher transaction costs, delayed settlement, and less stringent investor protection and disclosure standards than those of U.S. and Canadian markets. The potential departure of one or more other countries from the European Union could have significant political and financial consequences for global markets.

Forward Contracts Risk. The value of a forward contract tends to increase and decrease in tandem with the value of the underlying instrument. Depending on the terms of the particular contract, forward contracts are settled through either physical delivery of the underlying instrument on the settlement date or by payment of a cash settlement amount on the settlement date. A decision as to whether, when, and how to use forwards involves the exercise of skill and judgment and even a well-conceived transaction may be unsuccessful because of market behaviour or unexpected events. The primary risks associated with the use of forward contracts, which may adversely affect the Fund's net asset value ("NAV") and total return, are (a) the imperfect correlation between the change in market value of the instruments held by the Fund and the price of the forward contract; (b) possible lack of a liquid secondary market for a forward contract and the resulting inability to close a forward contract when desired; (c) losses caused by unanticipated market movements, which are potentially unlimited; (d) inability to predict correctly the direction of securities prices, interest rates, currency exchange rates and other economic factors; (e) the possibility that the counterparty will default in the performance of its obligations; and (f) if a Fund has insufficient cash, it may have to sell securities from its portfolio to meet variation margin requirements, and the Fund may have to sell securities at a time when it may be disadvantageous to do so. In addition to the risks associated with all derivatives, the prices of forward contracts can be highly volatile, and may lower total return.

Futures Risk. The Fund's use of futures involves risks different from, or possibly greater than, the risks associated with investing directly in securities and other traditional investments. These risks include (i) leverage risk (ii) risk of mispricing or improper valuation; and (iii) the risk that changes in the value of the futures contract may not correlate perfectly with the underlying index. Investments in futures involve leverage, which means a small percentage of assets invested in futures can have a disproportionately large impact on the Fund. This risk could cause the Fund to lose more than the principal amount invested. Futures contracts may become mispriced or improperly valued when compared to the adviser's expectation and may not produce the desired investment results. Additionally, changes in the value of futures contracts may not track or correlate perfectly with the underlying index because of temporary, or even long-term, supply and demand imbalances and because futures do not pay dividends unlike the stocks upon which they are based.

Futures Contract Risk. The successful use of futures contracts draws upon the Adviser's skill and experience with respect to such instruments and are subject to special risk considerations. The primary risks associated with the use of futures contracts are (a) the imperfect correlation between the change in market value of the instruments held by a Fund and the price of the forward or futures contract; (b) possible lack of a liquid secondary market for a forward or futures contract and the resulting inability to close a forward or futures contract when desired; (c) investments in futures contracts involves leverage, which means a small percentage of assets in futures can have a disproportionately large impact on a Fund and a Fund can lose more than the principal amount invested; (d) losses caused by unanticipated market movements, which are potentially unlimited; (e) the Adviser's inability to predict correctly the direction of securities prices, interest rates, currency exchange rates and other economic factors; (f) the possibility that the counterparty will default in the performance of its obligations; and (g) if a Fund has insufficient cash, it may have to sell securities from its portfolio to meet daily variation margin requirements, and a Fund may have to sell securities at a time when it may be disadvantageous to do so.

Gold Risk. The price of gold may be volatile and gold futures contracts may be highly sensitive to the price of gold. The price of gold can be significantly affected by international monetary and political developments such as currency devaluation or revaluation, central bank movements, economic and social conditions within a country, transactional or trade imbalances, or trade or currency restrictions between countries. Physical gold has sales commission, storage, insurance, and auditing expenses, which may tend to reduce trading and liquidity.

Gold Futures Risk. Gold futures are subject to inherent leverage that magnifies Fund losses. Futures may not provide an effective substitute for gold because changes in futures prices may not track those of the underlying gold bullion. Lack of correlation (or tracking) may be due to factors unrelated to the value of gold, such as speculative or other pressures on the markets. Futures exchanges may impose daily or intra-day price change limits and/or limit the volume of trading. Additionally, government regulation may further reduce liquidity through similar trading restrictions.

Health Care Risk. To the extent the Fund focuses on the health care sector, the Fund may be more susceptible to the particular risks that may affect companies in the health care sector than if it were invested in a wider variety of companies in unrelated sectors. The profitability of companies in the health care sector may be adversely affected by the following factors, among others: extensive government regulations, restrictions on government reimbursement for medical expenses, rising costs of medical products and services, pricing pressure, an increased emphasis on outpatient services, changes in the demand for medical products and services, a limited number of products, industry innovation, changes in technologies and other market developments. A number of issuers in the health care sector have recently merged or otherwise experienced consolidation. The effects of this trend toward consolidation are unknown and may be far-reaching. Many health care companies are heavily dependent on patent protection. The expiration of a company's patents may adversely affect that company's profitability. Many health care companies are subject to extensive litigation based on product liability and similar claims. Health care companies are subject to competitive forces that may make it difficult to raise prices and, in fact, may result in price discounting. Many new products in the health care sector may be subject to regulatory approvals. The process of obtaining such approvals may be long and costly, and such efforts ultimately may be unsuccessful. Companies in the health care sector may be thinly capitalized and may be susceptible to product obsolescence. In addition, a number of legislative proposals concerning health care have been considered by the U.S. Congress in recent years. It is unclear what proposals will ultimately be enacted, if any, and what effect they may have on companies in the health care sector.

High Yield Risk. The Fund may invest in high yield risk securities (commonly known as “junk bonds”) which are subject to greater levels of credit, call and liquidity risks. High yield securities are considered primarily speculative with respect to the issuer’s continuing ability to make principal and interest payments, and may be more volatile than higher-rated securities of similar maturity.

Index Provider Risk. NXTI seeks to achieve returns that generally correspond, before fees and expenses, to the performance of the Core Index (the “Index”), as published by Solactive. There is no assurance that the Index will be compiled, determined, composed or calculated accurately. While Solactive gives descriptions of what the Index is designed to achieve, neither Solactive nor EC provides any warranty or accepts any liability in relation to the quality, accuracy or completeness of data in the Index, and neither Solactive nor EC guarantees that an Index will be in line with its methodology. Additionally, Solactive AG is the calculation agent of the Core Index. The financial instrument that is referencing the Index is not sponsored, endorsed, promoted, sold or supported by Solactive in any way and Solactive makes no express or implied representation, guarantee or assurance with regard to: (a) the advisability in investing in the financial instruments; (b) the quality, accuracy and/or completeness of an Index; and/or (c) the results obtained or to be obtained by any person or entity from the use of the Index. Solactive does not guarantee the accuracy and/or the completeness of the Index and shall not have any liability for any errors or omissions with respect thereto.

Interest Rate Risk. Interest rate risk is the risk that the value of a debt security may fall when interest rates rise. In general, the market price of debt securities with longer maturities will go down more in response to changes in interest rates than the market price of shorter-term securities. Due to fluctuations in interest rates, the market value of such securities may vary during the period shareholders own shares of the Fund. Very low interest rates may magnify interest rate risk. During periods of very low interest rates, the Fund may be unable to maintain positive returns or pay dividends to Fund shareholders. The Fund may be subject to a greater risk of rising interest rates during a period of historically low interest rates. Changing interest rates may have unpredictable effects on markets, may result in heightened market volatility and may detract from the Fund’s ability to achieve its investment objective.

Inverse Correlation Risk. A number of factors may affect the Fund’s ability to achieve a high degree of inverse correlation with the Index, and there is no guarantee that the Fund will achieve a high degree of inverse correlation. Failure to achieve a high degree of inverse correlation may prevent the Fund from achieving its investment objective, and the percentage change of the Fund’s NAV each day may differ, perhaps significantly in amount, and possibly even direction, from the inverse of the percentage change of the Index on such day.

Junk Bond Risk. Lower-quality bonds, known as “high yield” or “junk” bonds, present a significant risk for loss of principal and interest. These bonds offer the potential for higher return, but also involve greater risk than bonds of higher quality, including an increased possibility that the bond’s issuer, obligor or guarantor may not be able to make its payments of interest and principal (credit quality risk). If that happens, the value of the bond may decrease, and the Fund’s share price may decrease and its income distribution may be reduced. An economic downturn or period of rising interest rates (interest rate risk) could adversely affect the market for these bonds and reduce the Fund’s ability to sell its bonds (liquidity risk). Such securities may also include “Rule 144A” securities, which are subject to resale restrictions. The lack of a liquid market for these bonds could decrease the Fund’s share price.

Large Capitalization Risk. Large-capitalization companies may be less able than smaller capitalization companies to adapt to changing market conditions. Large-capitalization companies may be more mature and subject to more limited growth potential compared with smaller capitalization companies. During different market cycles, the performance of large capitalization companies has trailed the overall performance of the broader securities markets.

Leverage Risk. Using derivatives or futures can create leverage, which can amplify the effects of market volatility on each Fund’s share price and make a Fund’s returns more volatile. The use of leverage may cause a Fund to liquidate portfolio positions when it would not be advantageous to do so in order to satisfy its obligations. The use of leverage may also cause a Fund to have higher expenses than those of other funds that do not use such techniques.

Limited History of Operations Risk. The Funds are new ETFs and therefore do not yet have a history of operations for investors to evaluate. Investors in a Fund bear the risk that it may not be successful in implementing its investment strategies, may be unable to implement certain of its investment strategies or may fail to attract sufficient assets, any of which could result in a Fund being liquidated and terminated at any time without shareholder approval and at a time that may not be favorable for all shareholders. Such a liquidation could have negative tax consequences for shareholders and will cause shareholders to incur expenses of liquidation. The adviser may not achieve its intended result in managing a Fund.

Market and Geopolitical Risk. The increasing interconnectivity between global economies and financial markets increases the likelihood that events or conditions in one region or financial market may adversely impact issuers in a different country, region or financial market. Securities in a Fund's portfolio may underperform due to inflation (or expectations for inflation), interest rates, global demand for particular products or resources, natural disasters, climate change and climate-related events, pandemics, epidemics, terrorism, international conflicts, regulatory events and governmental or quasi-governmental actions. The occurrence of global events similar to those in recent years, such as terrorist attacks around the world, natural disasters, social and political discord or debt crises and downgrades, among others, may result in market volatility and may have long term effects on both the U.S. and global financial markets. It is not known how long such impacts, or any future impacts of other significant events described above, will or would last, but there could be a prolonged period of global economic slowdown, which may impact your investment. Therefore, the Fund could lose money over short periods due to short-term market movements and over longer periods during more prolonged market downturns. During a general market downturn, multiple asset classes may be negatively affected. Changes in market conditions and interest rates can have the same impact on all types of securities and instruments. In times of severe market disruptions, you could lose your entire investment.

Management Risk. The Fund is subject to the risk that its investment management strategy may not produce the intended results. There can be no assurance that the investments selected by the adviser will produce positive returns. The adviser may be incorrect in its assessment of the value of a particular security or assessment of market direction, interest rate changes or other trends, which can result in losses to the Fund.

Medical Product and Device Company Risk. Companies that manufacture or develop medical products or devices subject to extensive regulation in the United States by the FDA and by comparable government agencies in other countries. The regulations govern the development, design, approval, manufacturing, labeling, importing and exporting and sale and marketing of many of our medical products. These regulations are also subject to future change. Failure to comply with applicable regulations and quality assurance guidelines could lead to manufacturing shutdowns, product shortages, delays in product manufacturing, product seizures, recalls, operating restrictions, withdrawal or suspension of required licenses, and prohibitions against exporting of products to, or importing products from, countries outside the United States. Medical product and medical device companies could be required to expend significant financial and human resources to remediate failures to comply with applicable regulations and quality assurance guidelines.

Micro Capitalization Stock Risk. Micro capitalization companies may be newly formed or have limited product lines, distribution channels and financial and managerial resources. The risks associated with those investments are generally greater than those associated with investments in the securities of larger, more established companies. This may cause the Fund's net asset value to be more volatile when compared to investment companies that focus only on large capitalization companies. Generally, securities of micro capitalization companies are more likely to experience sharper swings in market value, less liquid markets in which it may be more difficult for the adviser to sell at times and at prices that the adviser believes appropriate and generally are more volatile than those of larger companies. Compared to large companies, micro capitalization companies are more likely to have (i) less information publicly available, (ii) more limited product lines or markets and less mature businesses, (iii) fewer capital resources, (iv) more limited management depth and (v) shorter operating histories. Further, the equity securities of micro capitalization companies are often traded over the counter and generally experience a lower trading volume than is typical for securities that are traded on a national securities exchange. Consequently, the Fund may be required to dispose of these securities over a larger period of time (and potentially at less favorable prices) than would be the case for securities of larger companies, offering greater potential for gains and losses and associated tax consequences.

Mortgage-Related Risks. MBS represent interests in “pools” of mortgages and often involve risks that are different from or possibly more acute than risks associated with other types of debt instruments. Generally, rising interest rates tend to extend the duration of fixed rate mortgage-related securities, making them more sensitive to changes in interest rates. As a result, in a period of rising interest rates, the Fund may exhibit additional volatility since individual mortgage holders are less likely to exercise prepayment options, thereby putting additional downward pressure on the value of these securities and potentially causing the Fund to lose money. This is known as extension risk. MBS can be highly sensitive to rising interest rates, such that even small movements can cause an investing Fund to lose value. When interest rates decline, borrowers may pay off their mortgages sooner than expected. This can reduce the returns of a Fund because the Fund may have to reinvest that money at the lower prevailing interest rates.

Non-Diversification Risk. Because the Fund is non-diversified and may invest a greater portion of its assets in fewer issuers than a diversified fund, changes in the market value of a single portfolio holding could cause greater fluctuations in the Fund’s share price than would occur in a diversified fund. This may increase the Fund’s volatility and cause the performance of a single portfolio holding or a relatively small number of portfolio holdings to have a greater impact on the Fund’s performance.

Options Risk. The Funds may purchase and/or write call and put options on securities in which they invest. A Fund may engage in these transactions to hedge against a decline in the value of securities owned or an increase in the price of securities which a Fund plans to purchase. Certain types of options are highly sensitive to changes in interest rates.

- *Put Options.* When a Fund purchases a put option, it receives, in return for the premium it pays, the right to sell to the writer of the option the underlying security at a specified price at any time before the option expires. A Fund purchases put options in anticipation of a decline in the market value of the underlying security. During the life of the put option, a Fund is able to sell the underlying security at the exercise price regardless of any decline in the market price of the underlying security. In order for a put option to result in a gain, the market price of the underlying security or reference asset must decline, during the option period, below the exercise price enough to cover the premium and transaction costs.
- *Put Spread Risk.* Put spreads provide only limited protection when there are significant market declines. The Fund will not be protected beyond the strike price of the written leg of the put spread.
- *Barrier Put Spread Risk.* A Fund establishes a barrier based on the performance of the reference asset over the duration of an outcome period. A Fund will begin to experience the entirety of the losses of the reference asset losses if such losses breach the barrier, through the Initial Breach Losses or Full Breach Losses, as applicable. Further, a Fund subjects shareholders to Initial Breach Losses on an accelerated basis from 0% to the barrier and experiences further Full Breach Losses thereafter (typically 1% beyond the barrier). In addition, the operability of a barrier is such that a Fund may experience dramatic changes in value of its NAV at the end of the relevant outcome period, even if the changes in the reference asset minimal. A shareholder may lose substantially all its investment.
- *Call Options.* When a Fund purchases a call option, it receives, in return for the premium it pays, the right to buy from the writer of the option the underlying security at a specified price at any time before the option expires. A Fund purchases call options in anticipation of an increase in the market value of securities that it intends ultimately to buy. During the life of the call option, a Fund is able to buy the underlying security at the exercise price regardless of any increase in the market price of the underlying security. In order for a call option to result in a gain, the market price of the underlying security must exceed the sum of the exercise price, the premium paid, and transaction costs.

Call Spread Risk. Call spreads will limit the Fund's participation in significant market gains. A Fund will not participate in gains beyond the strike price of the written leg of the call spread.

Over-the-Counter Market Risk. Securities and options traded in over-the-counter markets may trade less frequently and in limited volumes and thus exhibit more volatility and liquidity risk, and the prices paid by a Fund in over-the-counter transactions may include an undisclosed dealer markup. Each Fund is also exposed to default by the over-the-counter option writer who may be unwilling or unable to perform its contractual obligations to a Fund.

Passive Investment Risk. The Fund is not actively managed, and the adviser will not sell a holding due to current or projected underperformance of a holding, industry or sector unless that holding is removed from the applicable Index or selling the holding is otherwise required upon rebalancing of the applicable Index as addressed in the methodology of the applicable Index.

Put/Spread Collar Strategy Risk. The put/collar strategy used to seek to protect the Fund against a decline in value may not work as intended. In addition, as described above, this strategy provides investors less downside risk when there is only a small decline in the price of the stock, and the strategy will not be effective in protecting the Fund from steeper declines. The Fund's collar strategy will consist of call options positions and long put options positions. By selling call options in return for the receipt of premiums, the Fund will give up the opportunity to benefit from potential increases in the value of the S&P 500 ETFs above the exercise prices of such options. By purchasing put options in return for the payment of premiums, the Fund may be protected from a significant decline in the price of the S&P 500 ETFs if the put options become in the money, but during periods where the S&P 500 ETFs appreciate, the Fund will underperform due to the cost of the premiums paid and the increased value of call sold. Investors who purchase shares of the Fund when the Fund's put/collar strategy is not active may experience different levels of downside protection and upside participation depending on market performance. In addition, the Fund's ability to sell the securities underlying the options will be limited while the options are in effect unless the Fund cancels out the options positions through the purchase or sale of offsetting identical options prior to the expiration of the options. Exchanges may suspend the trading of options in volatile markets. If trading is suspended, the Fund may be unable to purchase or sell options at times that may be desirable or advantageous to do so, which may increase the risk of tracking error. The Fund's returns will not match that of a fund that invests solely in securities listed on the S&P 500 index.

Pharmaceutical Company Risk. Companies in the pharmaceutical industry are heavily dependent on patent protection. The expiration of patents may adversely affect the profitability of the companies. Pharmaceutical companies are also subject to extensive litigation based on product liability and other similar claims. Many new products are subject to approval of the Food and Drug Administration, a process that can be long and costly. Expanding international operations may lead to risks resulting from differences between U.S. and foreign legal, political and economic systems, regulatory regimes and market practices.

Premium/Discount Trading Risk. The Fund may trade at greater than 2% premium to its NAV because of typical bid-offer spreads for OTC products and a credit support annex that is specific to a fund registered under the 1940 Act. In periods of outflows, the Fund may trade at greater than 2% discount to its NAV for the same reason. Such variations in the premium or discount may have disparate effects on certain shareholders. Shareholders who purchase shares on the secondary market at a premium to NAV may lose disproportionate value if the Fund begins trading at a discount. Similarly, Authorized Participants who wish to redeem creation units at NAV may receive a basket with a per share value below that of the current trading price of the Fund.

Quarterly Rebalancing Risk. The quarterly rebalancing of the futures contracts underlying the Index may impact trading in such futures contracts. For example, such trading may cause Futures Commission Merchants to adjust their hedges. The trading activity associated with such transactions will contribute to the existing trading volume of the underlying futures contracts and may adversely affect the market price of such underlying futures contracts and in turn the level of the Index.

Repurchase Agreement Risk. The Fund's investment in repurchase agreements may be subject to market and credit risk with respect to the collateral securing the repurchase agreements. Investments in repurchase agreements also may be subject to the risk that the market value of the underlying obligations may decline prior to the expiration of the repurchase agreement term.

Reverse Repurchase Agreement Risk. Reverse repurchase agreements involve the sale of securities held by the Fund with an agreement to repurchase the securities at an agreed-upon price, date and interest payment, and involve the risk that the other party may fail to return the securities in a timely manner, or at all, resulting in losses to the Fund.

Short-Term Investment Risk. Investors holding shares of the Fund over longer-term periods may be subject to increased risk of loss. The Fund is intended to be used only for short-term investment horizons. An investor in the Fund can lose all or a substantial portion of his or her investment within a calendar quarter. The longer an investor's holding period in the Fund, the greater the potential for loss.

Small and Medium Capitalization Risk. The earnings and prospects of small to medium sized companies are more volatile than larger companies and may experience higher failure rates than larger companies. Small and medium sized companies normally have a lower trading volume than larger companies, which may tend to make their market price fall more disproportionately than larger companies in response to selling pressures and may have limited markets, product lines, or financial resources and lack management experience.

Stock Connect Indirect Investment Risk. Fund counterparties investing in China A Shares through Stock Connect are subject to trading, clearance, settlement and other procedures, which could pose indirect risks to the Fund. Trading through Stock Connect is subject to the Daily Quota, which may restrict the ability to invest in China A Shares through Stock Connect on a timely basis and could affect the Fund's ability to effectively pursue its investment strategy through counterparties. Stock Connect will only operate on days when both the Chinese and Hong Kong markets are open for trading and when banking services are available in both markets on the corresponding settlement days. Therefore, an investment by the Fund counterparty in China A Shares through Stock Connect may indirectly subject the Fund to the risk of price fluctuations on days when the Chinese markets are open, but Stock Connect is not trading.

Swaps Risk. A Fund may use swaps to enhance returns and manage risk. A Fund's use of swaps involves risks different from, or possibly greater than, the risks associated with investing directly in securities and other traditional investments. These risks include (i) the risk that the counterparty to a derivative transaction may not fulfill its contractual obligations; (ii) risk of mispricing or improper valuation; and (iii) the risk that changes in the value of the derivative may not correlate perfectly with the underlying asset, rate or index. Derivative prices are highly volatile and may fluctuate substantially during a short period of time. Such prices are influenced by numerous factors that affect the markets, including, but not limited to: changing supply and demand relationships; government programs and policies; national and international political and economic events, changes in interest rates, inflation and deflation and changes in supply and demand relationships. Swap contracts ordinarily have leverage inherent in their terms. The low margin deposits normally required in trading derivatives, including swap contracts, permit a high degree of leverage. Accordingly, a relatively small price movement may result in an immediate and substantial loss to a Fund. The use of leverage may also cause a Fund to liquidate portfolio positions when it would not be advantageous to do so in order to satisfy its obligations or to meet collateral segregation requirements. The use of leveraged derivatives can magnify a Fund's potential for loss and, therefore, amplify the effects of market volatility on a Fund's share price.

Swaptions Risk. A swaption is a contract that gives a counterparty the right (but not the obligation) to enter into a new swap agreement or to shorten, extend, cancel or otherwise modify an existing swap agreement, at some designated future time on specified terms. The Fund may write (sell) and purchase put and call swaptions. Depending on the terms of the particular option agreement, the Fund will generally incur a greater degree of risk when it writes a swaption than it will incur when it purchases a swaption. When the Fund purchases a swaption, it risks losing only the amount of the premium it has paid should it decide to let the option expire unexercised. However, when the Fund writes a swaption, it becomes obligated (if the option is exercised) according to the terms of the underlying agreement. Certain types of swaptions are highly sensitive to changes in interest rates.

Subsidiary Investment Risk. Changes in the laws of the United States and/or the Cayman Islands, under which the Fund and the Subsidiary are organized, respectively, could result in the inability of the Fund to operate as intended and could negatively affect the Fund and its shareholders. The Subsidiary is not registered under the 1940 Act and is not subject to all the investor protections of the 1940 Act. Thus, the Fund, as an investor in the Subsidiary, will not have all the protections offered to investors in registered investment companies.

TBA Securities Risk. In a TBA transaction, a seller agrees to deliver a security at a future date, but does not specify the particular security to be delivered. Instead, the seller agrees to accept any security that meets specified terms. TBA transactions involve the risk that the securities received may have less favorable characteristics than what was anticipated when the Fund entered into the transaction. TBA transactions are also subject to counterparty risk and will be exposed to changes in the value of the underlying investments during the term of the agreement.

Technology Sector Risk. The Funds may make investments in certain ETFs that are concentrated in the Information Technology sector, which means the ETFs are more likely to be more adversely affected by any negative performance of the Information Technology sector than ETFs that have more diversified holdings across a number of sectors. Market or economic factors impacting technology companies and companies that rely heavily on technological advances could have a major effect on the value of the ETFs' investments. The value of stocks of technology companies and companies that rely heavily on technology are particularly vulnerable to rapid changes in technology product cycles, rapid product obsolescence, government regulation and competition, both domestically and internationally, including competition from foreign competitors with lower production costs. Stocks of technology companies and companies that rely heavily on technology, especially those of smaller, less-seasoned companies, tend to be more volatile than the overall market. Technology companies are heavily dependent on patent and intellectual property rights, the loss or impairment of which may adversely affect profitability. Additionally, companies in the Information Technology sector may face dramatic and often unpredictable changes in growth rates and competition.

TIPS Risk. TIPS are debt instruments issued by the United States Department of the Treasury. The principal of TIPS increases with inflation and decreases with deflation, as measured by the Consumer Price Index. When TIPS mature, investors are paid the adjusted principal or original principal, whichever is greater.

Interest payments on TIPS are unpredictable and will fluctuate as the principal and corresponding interest payments are adjusted for inflation. Inflation-indexed bonds generally pay a lower nominal interest rate than a comparable non-inflation-indexed bond. There can be no assurance that the CPI will accurately measure the real rate of inflation in the prices of goods and services. Any increases in the principal amount of TIPS will be considered taxable ordinary income, even though the Fund or applicable underlying ETF will not receive the principal until maturity. As a result, the Fund may make income distributions to shareholders that exceed the cash it receives. In addition, TIPS are subject to credit risk, interest rate risk, and maturity risk.

Total Return Swap Risk. Leverage inherent in derivatives such as total return swaps will tend to magnify the Fund's losses if the price of the short positions rise or the price of the long positions fall.

Tracking Error Risk. Tracking error is the divergence of a Fund's performance from that of its Index. Tracking error may occur because of imperfect correlation between a Fund's holdings of portfolio securities and those in its Index, pricing differences, the Fund's holding of cash, difference in timing of the accrual of dividends, changes to its Index or the need to meet various regulatory requirements. This risk may be heightened during times of increased market volatility or other unusual market conditions. Tracking error also may result because the Fund incurs fees and expenses while the Index does not.

Turnover Rate Risk. The Fund may have portfolio turnover rates significantly in excess of 100%. Increased portfolio turnover causes the Fund to incur higher brokerage costs, which may adversely affect the Fund's performance and may produce increased taxable distributions.

Underlying Fund Risk. ETFs and ETPs ("Underlying Funds") in which a Fund invests are subject to investment advisory and other expenses, which will be indirectly paid by the Fund. As a result, the cost of investing in a Fund will be higher than the cost of investing directly in the Underlying Funds and may be higher than other funds that invest directly in stocks and bonds. Each of the Underlying Funds is subject to its own specific risks, but the adviser expects the principal investments risks of such funds will be similar to the risks of investing in the applicable Fund. Leveraged daily return ETFs are subject to compounding risk. Due to the effect of compounding, their performance over longer periods of time can differ significantly from the performance of their underlying index, reference asset, or benchmark during the same period of time.

U.S. Treasuries Risk. U.S. Treasury obligations are backed by the "full faith and credit" of the U.S. government and generally have negligible credit risk. Securities issued or guaranteed by federal agencies or authorities and U.S. government-sponsored instrumentalities or enterprises may or may not be backed by the full faith and credit of the U.S. government.

U.S. Treasury and Agency Market Risk. The U.S. Treasury market can be volatile, and the value of instruments correlated with these markets may fluctuate dramatically from day to day. U.S. Treasury obligations may provide relatively lower returns than those of other securities. Similar to other debt instruments, U.S. Treasury obligations are subject to debt instrument risk and interest rate risk. In addition, changes to the financial condition or credit rating of the U.S. Government may cause the value of U.S. Treasury obligations to decline. U.S. Treasury obligations are backed by the "full faith and credit" of the U.S. government and are generally considered to have negligible credit risk. Securities issued or guaranteed by federal agencies or authorities and U.S. government-sponsored instrumentalities or enterprises may or may not be backed by the full faith and credit of the U.S. government.

U.S. Government Obligations Risk. Different types of U.S. Government securities have different levels of credit risk depending on the nature of the particular government support for that security. Securities issued by certain U.S. Government agencies and certain U.S. Government sponsored enterprises, are not guaranteed by the U.S. Government or supported by the full faith and credit of the United States. For example, the debt of U.S. Government sponsored enterprises, such as that issued by the Federal National Mortgage Association (Fannie Mae), the Federal Home Loan Mortgage Corporation (Freddie Mac) and the Federal Home Loan Banks are not guaranteed by the U.S. Government or supported by the full faith and credit of the United States. Certain obligations are backed by the right of the issuer to borrow from the U.S. Treasury (e.g., the Federal Home Loan Banks) and others are supported by the discretionary authority of the U.S. Government to purchase an agency's obligations. Still others are backed only by the credit of the agency, authority, instrumentality or sponsored enterprise issuing the obligation. No assurance can be given that the U.S. Government would provide financial support to any of these entities if it is not obligated to do so by law. In addition, circumstances could arise that could prevent the timely payment of interest or principal on U.S. Government obligations, such as reaching the legislative "debt ceiling." Such non-payment could result in losses to the Fund and substantial negative consequences for the U.S. economy and the global financial system. Changes to the financial condition or credit rating of the U.S. Government may cause the value of U.S. Government obligations to decline.

Valuation Risk. The sales price the Fund could receive for any particular portfolio investment may differ from the Fund's valuation of the investment, particularly for securities or other investments, such as Bitcoin, that trade in thin or volatile markets or that are valued using a fair value methodology. Valuation may be more difficult in times of market turmoil since many investors and market makers may be reluctant to purchase complex instruments or quote prices for them. The Fund's ability to value its investments may be impacted by technological issues and/or errors by pricing services or other third party service providers. Shares of the Bitcoin ETPs are intended to reflect the price of bitcoin assets, less fees and expenses. The price of a Bitcoin ETP may go down even if the price of the underlying asset, bitcoin, remains unchanged. Additionally, shares that trade at a premium mean that an investor who purchases \$1 of a portfolio will actually own less than \$1 in assets.

Value Risk. A company may be undervalued due to market or economic conditions, temporary earnings declines, unfavorable developments affecting the company and other factors. Securities purchased by the Fund that do not realize their full economic value may reduce the Fund's return.

Variable and Floating Rate Instrument Risk. Securities with floating or variable interest rates can be less sensitive to interest rate changes than securities with fixed interest rates, but may decline in value if their coupon rates do not reset as high, or as quickly, as comparable market interest rates, and generally carry lower yields than fixed securities of the same maturity. These securities will not generally increase in value if interest rates decline. A decline in interest rates may result in a reduction in income received from variable and floating rate securities held by the Fund and may adversely affect the value of the Fund's shares. These securities may be subject to greater illiquidity risk than other fixed income securities, meaning the absence of an active market for these securities could make it difficult for the Fund to dispose of them at any given time. Floating rate securities may be subject to legal or contractual restrictions on resale, may trade infrequently, and their value may be impaired when the Fund needs to liquidate such securities. Benchmark interest rates may not accurately track market interest rates. Although floating rate securities are less sensitive to interest rate risk than fixed-rate securities, they are subject to credit risk and default risk, which could impair their value.

VIX Futures Risk. VIX futures contracts can be highly volatile and the Fund may experience sudden and large losses when buying, selling or holding such instruments; you can lose all or a portion of your investment within a single day. Investments linked to equity market volatility, including VIX futures contracts, can be highly volatile and may experience sudden, large and unexpected losses. VIX futures contracts are unlike traditional futures contracts and are not based on a tradable reference asset. The VIX is not directly investable, and the settlement price of a VIX futures contract is based on the calculation that determines the level of the VIX. As a result, the behavior of a VIX futures contract may be different from a traditional futures contract whose settlement price is based on a specific tradable asset and may differ from an investor's expectations. The market for VIX futures contracts may fluctuate widely based on a variety of factors including changes in overall market movements, political and economic events and policies, wars, acts of terrorism, natural disasters (including disease, epidemics and pandemics), changes in interest rates or inflation rates. High volatility may have an adverse impact on the performance of the Fund. An investor in any of the Fund could potentially lose the full principal of his or her investment within a single day.

Volatility Risk. Significant short-term price movements could adversely impact the performance of the Fund. Market conditions in which significant price movements develop, but then repeatedly reverse, could cause substantial losses due to prices moving against the Fund's long or short positions (which are based on prior trends). The performance of the Fund is based in part on the prices of one or more of the VIX Futures in which the Fund invests. Each of the equity securities held by the Fund and the VIX Futures are affected by a variety of factors and may change unpredictably, affecting the value of such equity securities and VIX Futures and, consequently, the value and the market price of the Fund's Shares. Option and swaption prices will tend to decline when volatility declines.

When-Issued, Delayed Delivery, and Forward Commitments Risk. When-issued and delayed delivery securities and forward commitments involve the risk that the security the Fund buys will lose value prior to its delivery. There also is the risk that the security will not be issued or that the other party to the transaction will not meet its obligation. If this occurs, the Fund may lose both the investment opportunity for the assets it set aside to pay for the security and any gain in the security's price.

Wholly-Owned Subsidiary Risk. Changes in the laws of the United States and/or the Cayman Islands, under which the Fund and the Subsidiary, respectively, are organized, could result in the inability of the Fund and/or Subsidiary to operate as described in this Prospectus and could negatively affect the Fund and its shareholders. Your cost of investing in the Fund will be higher because you indirectly bear the expenses of the Subsidiary.

PORTFOLIO HOLDINGS DISCLOSURE: A description of the Funds' policies and procedures regarding the release of portfolio holdings information is available in the Funds' Statement of Additional Information ("SAI").

SUBSIDIARY (AGGREGATE BOND ETF, BITCOIN STRATEGY PLUS INCOME ETF, ENHANCED INCOME ETF, GOLD STRATEGY PLUS INCOME ETF, MULTI-QIS ALTERNATIVE ETF, AND VOLATILITY PREMIUM ETF, ONLY):

Each of the Aggregate Bond ETF, Bitcoin Strategy PLUS Income ETF, Enhanced Income ETF, Gold Strategy PLUS Income ETF, Multi-QIS Alternative ETF, and Volatility Premium ETF, executes a portion of its strategy by investing up to 25% of its total assets in a wholly-owned and controlled subsidiary (the "Subsidiary"). The Subsidiary invests the majority of its assets in options, commodities and other futures contracts subject to the same investment restrictions as the Fund, when viewed on a consolidated basis. The principal investment strategies and principal investment risks of a Subsidiary are also principal investment strategies and principal risks of the Fund and are reflected in this Prospectus. The financial statements of a Subsidiary are consolidated with those of the Fund. By investing in commodities, futures and/or options (as applicable) indirectly through a Subsidiary, the Fund obtains exposure to the commodities, futures, and/or options markets within the federal tax requirements that apply to the Fund. Specifically, a Subsidiary provides the Fund with exposure to the commodities options, and/or futures markets within the limitations of the federal tax requirements of Subchapter M of the Internal Revenue Code of 1986, as amended (the "Code"). Sub-chapter M requires, among other things, that at least 90% of the Fund's income be derived from securities or derived with respect to its business of investing in securities (typically referred to as "qualifying income"). The Fund will make investments in certain commodity-linked derivatives futures, and/or options through the Subsidiary because income from these derivatives and options is not treated as "qualifying income" for purposes of the 90% income requirement if the Fund invests in the derivative directly. The Internal Revenue Service has issued a number of private letter rulings to other mutual funds (unrelated to the Fund), which indicate that certain income from a fund's investment in a wholly-owned foreign subsidiary will constitute "qualifying income" for purposes of Subchapter M. The Fund does not have a private letter ruling. To satisfy the 90% income requirement, a Subsidiary will, no less than annually, declare and distribute a dividend to the Fund, as the sole shareholder of a Subsidiary, in an amount approximately equal to the total amount of "Subpart F" income (as defined in Section 951 of the Code) generated by or expected to be generated by the Subsidiary's investments during the fiscal year. Such dividend distributions are "qualifying income" pursuant to Subchapter M (Section 851(b)) of the Code.

Because the Fund may invest a substantial portion of its assets in a Subsidiary, which may hold some of the investments described in this Prospectus, the Fund may be considered to be investing indirectly in some of those investments through its Subsidiary. For that reason, references to the Fund may also include a Subsidiary.

The Subsidiary follows the same compliance policies and procedures, as its corresponding Fund and is subject to the same investment restrictions and limitations as the Fund when measured on a consolidated basis with the Fund. The Fund complies with the provisions of the 1940 Act governing investment policies, capital structure and leverage on an aggregate basis with the Subsidiary. In addition, the Subsidiary complies with the provisions of the 1940 Act relating to affiliated transactions and custody. The Fund's custodian also serves as the custodian to each Subsidiary.

The adviser to the Subsidiary also complies with the provisions of the 1940 Act regarding investment advisory contracts and is considered to be an investment adviser to a fund under the 1940 Act.

CYBERSECURITY: The computer systems, networks and devices used by the Funds and their service providers to carry out routine business operations employ a variety of protections designed to prevent damage or interruption from computer viruses, network failures, computer and telecommunication failures, infiltration by unauthorized persons and security breaches. Despite the various protections utilized by the Funds and their service providers, systems, networks, or devices potentially can be breached. Each Fund and its shareholders could be negatively impacted as a result of a cybersecurity breach.

Cybersecurity breaches can include unauthorized access to systems, networks, or devices; infection from computer viruses or other malicious software code; and attacks that shut down, disable, slow, or otherwise disrupt operations, business processes, or website access or functionality. Cybersecurity breaches may cause disruptions and impact each Fund's business operations, potentially resulting in financial losses; interference with each Fund's ability to calculate its NAV; impediments to trading; the inability of each Fund, the adviser, and other service providers to transact business; violations of applicable privacy and other laws; regulatory fines, penalties, reputational damage, reimbursement or other compensation costs, or additional compliance costs; as well as the inadvertent release of confidential information.

Similar adverse consequences could result from cybersecurity breaches affecting issuers of securities in which the Funds invest; counterparties with which the Funds engage in transactions; governmental and other regulatory authorities; exchange and other financial market operators, banks, brokers, dealers, insurance companies, and other financial institutions (including financial intermediaries and service providers for a Fund's shareholders); and other parties. In addition, substantial costs may be incurred by these entities in order to prevent any cybersecurity breaches in the future.

MANAGEMENT

INVESTMENT ADVISER: Simplify Asset Management Inc., located at 10845 Griffith Peak Drive, 2/F, Las Vegas, NV 89135, serves as each Fund's investment adviser (the "Adviser"). The Adviser is registered with the SEC as an investment adviser under the Investment Advisers Act of 1940, as amended, and manages only the Funds.

Subject to the oversight of the Board, the Adviser is responsible for managing the Fund's investments, placing trade orders and providing related administrative services and facilities under an advisory agreement between each Fund and the Adviser.

The Adviser is paid a monthly management fee at an annual rate (stated as a percentage of the average daily net assets of the Fund) as stated below. The management agreement between the Funds and the Adviser provides that the Adviser will pay substantially all operating expenses of the Fund, excluding interest expenses, taxes, brokerage expenses, future Rule 12b-1 fees (if any), acquired fund fees and expenses, expenses incidental to a meeting of a Fund's shareholders and the management fee. In addition to the excluded operating expenses, the Funds also pay non-operating expenses such as litigation and indemnification expenses and other expenses determined to be extraordinary by the Trust.

A discussion regarding the basis for the Board's approval of the Adviser's management agreement with respect to SBAR, RFIX, CAS, FOXY, YGLD and XV is available in the Funds' annual report to shareholders for the 12-month period ended June 30, 2025. A discussion regarding the basis of the Board's approval of the management agreement between the Adviser and the Trust on behalf of each of the other Funds in this Prospectus is available in the Funds' next filed Form N-CSR covering the six-month period ended December 31, 2025.

Fund	Management Fee	Actual Fee Paid During Last Fiscal Year (After Waiver)
AGGH	0.50%	0.25%
SBAR	0.75%	
MAXI	0.85%	0.85%
RFIX	0.50%	
CAS	0.88%	
FOXY	0.75%	
YGLD	0.50%	
SBIL	0.15%	
PINK	0.50%	0.50%
HEQT	0.50%	0.50%
CDX	0.50%	0.25%
PFIX	0.50%	0.50%
TYA	0.25%	
MTBA	0.25%	0.15%
QIS	1.00%	1.00%
NXTI	0.25%	0.25%
TUA	0.25%	
XV	0.75%	
BUCK	0.35%	0.35%
SPBC	0.50%	0.50%
SPYC	0.50%	
SPD	0.50%	
SPUC	0.50%	
SVOL	0.50%	0.50%

The Adviser has contractually agreed, through at least October 31, 2026, to waive its management fees by the amount stated below, for each Fund listed below. This agreement may be terminated with respect to a Fund only by the Board on 60 days' written notice to the Adviser.

Fund	Fee Waiver	Expiration
HEQT	0.10%	10-31-26
AGGH	0.25%	10-31-26
CDX	0.25%	10-31-26
MTBA	0.10%	10-31-26

MANAGER-OF-MANAGERS EXEMPTIVE ORDER

The Trust and the Adviser have received an exemptive order from the SEC that permits the Adviser, subject to approval by the Board, to enter into sub-advisory agreements with one or more sub-advisers without obtaining shareholder approval. The exemptive order permits the Adviser, subject to the approval of the Board, to replace sub-advisers or amend sub-advisory agreements, including fees, without shareholder approval whenever the Adviser and the Board believe such action will benefit the Fund and its shareholders. The Adviser, subject to the oversight of the Board, is responsible for overseeing a Fund's sub-adviser(s) and recommending their hiring, termination and replacement.

PORTFOLIO MANAGERS

Harley Bassman is a managing partner of the Adviser. In 2017, he founded and served as the chief investment officer for the Bassman Family Office and served as the editor for Convexity Maven, a macro-economic commentary. From 2014 to 2017, he was an executive vice-president at PIMCO, where he was responsible for PIMCO's liquid alternatives and macro investment strategy.

David Berns, PhD, is the Chief Investment Officer and co-founder of the Adviser. Prior to co-founding the Adviser in 2020, he founded Portfolio Designer, LLC, a company that specializes in portfolio design and from 2018 to 2019 was a managing director at Nasdaq Dorsey Wright. Prior to joining Nasdaq Dorsey Wright, Inc., he founded and developed a company that specializes in proprietary trading. He has specialized in developing asset allocation, portfolio management, and risk management systems for managing private and institutional wealth. Dr. Berns has a PhD in Physics from the Massachusetts Institute of Technology in the field of Quantum Computation.

Jason England is a managing director and portfolio manager of the Adviser, focusing on Fixed Income strategies. He joined the Adviser in April 2024 after serving as a global bonds portfolio manager at Janus Henderson Investors from 2017 to April 2024, where he co-managed Short Duration Income strategies and led the U.S. desk for the Short Duration Income ETF (VNLA). Prior to that, Jason was a senior vice president at PIMCO, managing portfolios across various asset classes. He holds an MBA and a B.S. in business administration from the University of Southern California and has 30 years of industry experience.

Michael Green is the managing director and chief strategist of the Adviser. He has served as portfolio manager of each Fund since April 2021. Prior to joining the Adviser, he served as partner, chief strategist and portfolio manager of Logica Capital Advisers, LLC, a Los Angeles-based hedge fund focused on derivative strategies from 2020 to 2021. Mr. Green was portfolio manager for Thiel Macro, LLC, an investment firm that manages the personal capital of Peter Thiel from 2016 to 2019. Prior to Thiel, he founded Ice Farm Capital, a discretionary global macro hedge fund seeded by Soros Family Management.

Shailesh Gupta is the head of trading for the Adviser. From 2012 to 2017, Mr. Gupta served as the head of trading for Commonwealth Opportunity Capital. From 2017 to 2020, he served as a portfolio manager for Anfield Capital Management.

David Jackson has served as a Trader and Portfolio Manager of the Adviser since March 2022. From 2010 to 2021, Mr. Jackson served as Vice President on the Equities Trading and Portfolio Management teams at Pacific Investment Management Company, covering a wide variety of both passive and active investment strategies for retail and institutional clients.

Ken Miller is a Managing Director and Portfolio Manager of the Adviser. Prior to joining the Adviser, Mr. Miller was a Portfolio Manager at Longtail Alpha where he formulated both absolute return strategies for unconstrained accounts and tail-risk hedge solutions to add alpha versus passive hedge benchmarks. Prior to Longtail Alpha, LLC from 2018 to 2021. Mr. Miller was an Executive Vice President at PIMCO from 2000 to 2018, where he managed G10 bond portfolios and traded equity, fixed income, and FX derivatives across the firm's accounts. Mr. Miller holds a Bachelor's degree in Applied Mathematics from UC Berkeley and a Master of Business Administration from the Marshall School at the University of Southern California.

Paisley Nardini is a portfolio manager and multi-asset strategist at Simplify, focusing on product innovation, thought leadership, and portfolio management. Before Simplify, she was a client portfolio manager and strategist at Invesco's Multi-Asset Solutions team. She also managed short-duration fixed income portfolios at Wells Capital and served as an institutional account manager at PIMCO. Paisley holds a BBA in financial markets from the University of Minnesota – Duluth, is a CFA charterholder, and a CAIA professional. She is also president of the CFA Society Orange County and serves on the investment committee for Second Harvest Food Bank of Orange County.

Jeff Schwarte is the Chief Equity Strategist at Simplify Asset Management, focusing on product innovation, thought leadership, and portfolio management. Before joining Simplify, he led Principal's global systematic solutions team, overseeing model development and risk management analytics. Jeff managed several custom US, international, and global strategies and has been with Principal since 1993, serving in various roles, including portfolio manager, investment accountant, and auditor. He holds a bachelor's degree in accounting from the University of Northern Iowa and is a CFA charterholder, CPA, and Certified Internal Auditor.

Michael Taylor has been a portfolio manager at the Adviser since October 2021. In addition to serving as portfolio manager, Mr. Taylor is the Managing Director and portfolio manager at Critical Mass Partners, LLC, a company that focuses health care investing since 2011.

Emilio Freire serves as Portfolio Manager at the Adviser and has been with the firm since its inception in 2020, initially joining as a quantitative analyst to help build the analytics and data modelling infrastructure, and eventually growing into a strategist role supporting the Portfolio Managers in the research and daily management of multiple systematic option-based funds.

Siddharth Sethi, has served as Portfolio Manager of the Adviser since October of 2024. Prior to serving in this role, he served as Senior Portfolio Strategist of Boulder Hill Capital Management from June to October of 2024. Previously, he served as Director - Cross Asset Structuring of Barclays Capital, Inc. from July 2022 to June 2024. Prior to that he served as Vice President of Bank of America Merrill Lynch from January 2019 to July 2022.

Chris Getter, has served as Emerging Markets Strategist of the Adviser since June 2024. From January 2021 to May 2024 he was retired. Previously, he was Director Lazard Asset Management, from September of 2019 to December of 2020. Prior to that service, he was Executive Vice President of PIMCO Asset Management from October 2008 to April 2019.

Christopher Chua is a Portfolio Manager of the Adviser. Mr. Chua has served the Adviser in that capacity since January 2025, and previously served the Adviser as Operations Associate from September 2022 to January 2025; and as a Portfolio Associate Intern, from January 2022 to September 2022. Previously, he was a Financial Analyst for Wedbush Securities from October 2020 to September 2021. Mr. Chua holds a Master's degree in Finance from the University of California, Irvine's Paul Merage School of Business. He also holds a B.S. in Business/Managerial Economics from California State University, Los Angeles.

The SAI provides additional information about the Portfolio Managers' compensation, other accounts managed and ownership of Fund shares.

HOW SHARES ARE PRICED

The NAV of each Fund is determined at the close of regular trading (normally 4:00 p.m. Eastern Time) on each day the Exchange is open for business. NAV is computed by determining, the aggregate market value of all assets of the applicable Fund, less its liabilities, divided by the total number of shares outstanding $((\text{assets-liabilities})/\text{number of shares} = \text{NAV})$. The Exchange is closed on weekends and New Year's Day, Martin Luther King, Jr. Day, Presidents' Day, Good Friday, Memorial Day, Juneteenth, Independence Day, Labor Day, Thanksgiving Day and Christmas Day ("Exchange Close"). The NAV takes into account, the expenses and fees of each Fund, including management, administration, and distribution fees, which are accrued daily. The determination of NAV for each Fund for a particular day is applicable to all applications for the purchase of shares, as well as all requests for the redemption of Creation Units, received by each Fund (or an authorized broker or agent, or its authorized designee) before the close of trading on the Exchange on that day.

Generally, each Fund's portfolio securities, including securities issued by ETFs, are valued each day at the last quoted sales price on each security's primary exchange. Securities traded or dealt in upon one or more securities exchanges (whether domestic or foreign) for which market quotations are readily available and not subject to restrictions against resale shall be valued at the last quoted sales price on the primary exchange or, in the absence of a sale on the primary exchange, at the mean between the current bid and ask prices on such exchange. Securities primarily traded in the National Association of Securities Dealers' Automated Quotation System ("NASDAQ") National Market System for which market quotations are readily available shall be valued using the NASDAQ Official Closing Price. Securities that are not traded on any securities exchange (whether domestic or foreign) and for which over-the-counter market quotations are readily available generally shall be valued at the last sale price or, in the absence of a sale, at the mean between the current bid and ask price on such over-the-counter market. Debt securities not traded on an exchange may be valued at prices supplied by a pricing agent(s) based on broker or dealer supplied valuations or matrix pricing, a method of valuing securities by reference to the value of other securities with similar characteristics, such as rating, interest rate and maturity.

If market quotations are not readily available, securities will be valued at their fair market value as determined using the "fair value" procedures approved by the Board and the Adviser. The Board has selected the Adviser as its valuation designee. Fair value pricing involves subjective judgments and it is possible that the fair value determined for a security may be materially different than the value that could be realized upon the sale of that security. The fair value prices can differ from market prices when they become available or when a price becomes available. The Board reviews the execution of this process at least annually to ensure the process produces reliable results. Independent pricing services may assist in calculating the value of each Fund's portfolio securities. In addition, market prices for foreign securities are not determined at the same time of day as the NAV for each Fund.

The Funds may use independent pricing services to assist in calculating the value of each Fund's portfolio securities. In addition, market prices for foreign securities are not determined at the same time of day as the NAV for the Funds.

In computing the NAV, the Funds value foreign securities held by a Fund at the latest closing price on the exchange in which they are traded immediately prior to closing of the Exchange. Prices of foreign securities quoted in foreign currencies are translated into U.S. dollars at current rates. If events materially affecting the value of a security in a Fund's portfolio, particularly foreign securities, occur after the close of trading on a foreign market but before a Fund prices its shares, the security will be valued at fair value. For example, if trading in a portfolio security is halted and does not resume before a Fund calculates its NAV, the Adviser may need to price the security using the Funds' fair value pricing guidelines. Without a fair value price, short-term traders could take advantage of the arbitrage opportunity and dilute the NAV of long-term investors. Fair valuation of a Fund's portfolio securities can serve to reduce arbitrage opportunities available to short-term traders, but there is no assurance that fair value pricing policies will prevent dilution of a Fund's NAV by short term traders. The determination of fair value involves subjective judgments. As a result, using fair value to price a security may result in a price materially different from the prices used by other mutual funds to determine NAV, or from the price that may be realized upon the actual sale of the security.

HOW TO BUY AND SELL SHARES

Shares of the Funds are listed for trading on the respective Exchanges, as stated below. Share prices are reported in dollars and cents per Share. Shares can be bought and sold on the secondary market throughout the trading day like other publicly traded shares, and Shares typically trade in blocks of less than a Creation Unit. There is no minimum investment required. Shares may only be purchased and sold on the secondary market when the Exchange is open for trading. The Exchange is open for trading Monday through Friday and is closed on weekends and the following holidays, as observed: New Year's Day, Martin Luther King, Jr. Day, Presidents' Day, Good Friday, Memorial Day, Juneteenth, Independence Day, Labor Day, Thanksgiving Day and Christmas Day.

When buying or selling Shares through a broker, you will incur customary brokerage commissions and charges, and you may pay some or all of the spread between the bid and the offered price in the secondary market on each leg of a round trip (purchase and sale) transaction.

Authorized Participants that have entered into a contract with the Funds' distributor may acquire Shares from the Funds, and Authorized Participants may tender their Shares for redemption directly to the Funds, at NAV per Share only in large blocks, or Creation Units, of 25,000 Shares (Simplify Government Money Market ETF Creation Units of 10,000 Shares). Purchases and redemptions directly with the Funds must follow each Fund's procedures, which are described in the SAI. The Funds expect that purchases and redemptions of Creation Units will be made primarily through in-kind delivery of portfolio securities. A Fund may liquidate and terminate at any time without shareholder approval.

<u>Fund Name</u>	<u>Ticker Symbol (Exchange)</u>
Simplify Aggregate Bond ETF	AGGH (NYSE Arca, Inc.)
Simplify Barrier Income ETF	SBAR (NYSE Arca, Inc.)
Simplify Bitcoin Strategy PLUS Income ETF	MAXI (Nasdaq Stock Market LLC)
Simplify Bond Bull ETF	RFIX (NYSE Arca, Inc.)
Simplify China A Shares Plus Income ETF	CAS (NYSE Arca, Inc.)
Simplify Currency Strategy ETF	FOXY (NYSE Arca, Inc.)
Simplify Enhanced Income ETF	HIGH (NYSE Arca, Inc.)
Simplify Gold Strategy PLUS Income ETF	YGLD (NYSE Arca, Inc.)
Simplify Government Money Market ETF	SBIL (NYSE Arca, Inc.)
Simplify Health Care ETF	PINK (NYSE Arca, Inc.)
Simplify Hedged Equity ETF	HEQT (NYSE Arca, Inc.)
Simplify High Yield ETF	CDX (NYSE Arca, Inc.)
Simplify Interest Rate Hedge ETF	PFIX (NYSE Arca, Inc.)
Simplify Intermediate Term Treasury Futures Strategy ETF	TYA (CBOE BZX Exchange, Inc.)
Simplify MBS ETF	MTBA (NYSE Arca, Inc.)
Simplify Multi-QIS Alternative ETF	QIS (NYSE Arca, Inc.)
Simplify Next Intangible Core Index ETF	NXTI (CBOE BZX Exchange, Inc.)
Simplify Short Term Treasury Futures Strategy ETF	TUA (NYSE Arca, Inc.)
Simplify Target 15 Distribution ETF	XV (NYSE Arca, Inc.)
Simplify Treasury Option Income ETF	BUCK (NYSE Arca, Inc.)
Simplify US Equity PLUS Bitcoin Strategy ETF	SPBC (Nasdaq Stock Market LLC)
Simplify US Equity PLUS Convexity ETF	SPYC (NYSE Arca, Inc.)
Simplify US Equity PLUS Downside Convexity ETF	SPD (NYSE Arca, Inc.)
Simplify US Equity PLUS Upside Convexity ETF	SPUC (NYSE Arca, Inc.)
Simplify Volatility Premium ETF	SVOL (NYSE Arca, Inc.)

Share Trading Prices

The approximate value of Shares, an amount representing on a per share basis the sum of the current market price of the securities accepted by the Funds in exchange for Shares and an estimated cash component, may be disseminated every 15 seconds throughout the trading day through the facilities of the Consolidated Tape Association. This approximate value should not be viewed as a "real-time" update of the NAV per Share because the approximate value may not be calculated in the same manner as the NAV, which is computed once a day, generally at the end of the business day. The Funds are not involved in, or responsible for, the calculation or dissemination of the approximate value of the Shares, and the Funds do not make any warranty as to the accuracy of these values.

Book Entry

Shares are held in book entry form, which means that no stock certificates are issued. The Depository Trust Company (“DTC”) or its nominee is the record owner of all outstanding Shares and is recognized as the owner of all Shares for all purposes.

Investors owning Shares are beneficial owners as shown on the records of DTC or its participants. DTC serves as the securities depository for all Shares. Participants in DTC include securities brokers and dealers, banks, trust companies, clearing corporations and other institutions that directly or indirectly maintain a custodial relationship with DTC. As a beneficial owner of Shares, you are not entitled to receive physical delivery of stock certificates or to have Shares registered in your name, and you are not considered a registered owner of Shares. Therefore, to exercise any right as an owner of Shares, you must rely upon the procedures of DTC and its participants. These procedures are the same as those that apply to any other securities that you hold in book entry or “street name” form.

FREQUENT PURCHASES AND REDEMPTIONS OF FUND SHARES

Shares can only be purchased and redeemed directly from the Funds in Creation Units by Authorized Participants that have entered into a contract with the Funds’ distributor. The vast majority of trading in Shares occurs on the secondary market. Because the secondary market trades do not directly involve the Fund, it is unlikely those trades would cause the harmful effects of market timing, including dilution, disruption of portfolio management, increases in the Funds’ trading costs and the realization of capital gains. With regard to the purchase or redemption of Creation Units directly with the Funds, to the extent effected in-kind (*i.e.*, for securities), those trades do not cause the harmful effects that may result from frequent cash trades. To the extent trades are effected in whole or in part in cash, those trades could result in dilution to the Funds and increased transaction costs, which could negatively impact a Fund’s ability to achieve its investment objective. However, direct trading by Authorized Participants is critical to ensuring that Shares trade at or close to NAV. The Funds also employ fair valuation pricing to minimize potential dilution from market timing. In addition, the Funds impose transaction fees on purchases and redemptions of Shares to cover the custodial and other costs incurred by the Funds in effecting trades. These fees increase if an investor substitutes cash in part or in whole for securities, reflecting the fact that a Fund’s trading costs increase in those circumstances. Given this structure, the Trust has determined that it is not necessary to adopt policies and procedures to detect and deter market timing of the Shares.

DISTRIBUTION AND SERVICE PLAN

The Funds have adopted a distribution and service plan (“Plan”) pursuant to Rule 12b-1 under the 1940 Act. Under the Plan, the Funds are authorized to pay distribution fees to the distributor and other firms that provide distribution and shareholder services (“Service Providers”). If a Service Provider provides these services, the Fund may pay fees at an annual rate not to exceed 0.25% of average daily net assets, pursuant to Rule 12b-1 under the 1940 Act.

No distribution or service fees are currently paid by the Funds and will not be paid by the Funds unless authorized by the Trust’s Board. There are no current plans to impose these fees. In the event Rule 12b-1 fees were charged, over time they would increase the cost of an investment in the Funds.

DIVIDENDS, OTHER DISTRIBUTIONS AND TAXES

Shares are traded throughout the day in the secondary market on a national securities exchange on an intra-day basis and are created and redeemed in-kind and/or for cash in Creation Units at each day’s next calculated NAV. In-kind arrangements are designed to protect ongoing shareholders from the adverse effects on a Fund’s portfolio that could arise from frequent cash redemption transactions. In a conventional mutual fund, redemptions can have an adverse tax impact on taxable shareholders if the mutual fund needs to sell portfolio securities to obtain cash to meet net fund redemptions. These sales may generate taxable gains for the ongoing shareholders of the mutual fund, whereas the Shares’ in-kind redemption mechanism generally will not lead to a tax event for the Funds or its ongoing shareholders.

Ordinarily, dividends from net investment income, if any, are declared and paid quarterly by each of the Health Care ETF, Hedged Equity ETF, Multi-QIS ETF, Next Intangible Core Index ETF, US Equity PLUS Convexity ETF, US Equity PLUS Downside Convexity ETF, US Equity PLUS Bitcoin Strategy ETF, and US Equity PLUS Upside Convexity ETF; and dividends from net investment income, if any, are declared and paid monthly for each of Aggregate Bond ETF, Barrier Income ETF, Bond Bull ETF, Bitcoin Strategy PLUS Income ETF, Currency Strategy ETF, China A Shares PLUS Income ETF, Enhanced Income ETF, Gold Strategy PLUS Income ETF, High Yield ETF, Interest Rate Hedge ETF, Intermediate Term Treasury Futures Strategy ETF, MBS ETF, Short Term Treasury Futures Strategy ETF, Target 15 Distribution ETF, Treasury Option Income ETF and Volatility Premium ETF. The Funds distribute their net realized capital gains, if any, to shareholders annually. The Funds may also pay a special distribution at the end of a calendar year to comply with federal tax requirements.

No dividend reinvestment service is provided by the Funds. Broker-dealers may make available the DTC book-entry Dividend Reinvestment Service for use by beneficial owners of the Funds for reinvestment of their dividend distributions. Beneficial owners should contact their broker to determine the availability and costs of the service and the details of participation therein. Brokers may require beneficial owners to adhere to specific procedures and timetables. If this service is available and used, dividend distributions of both income and realized gains will be automatically reinvested in additional whole shares of the Funds purchased in the secondary market.

Distributions in cash may be reinvested automatically in additional whole Shares only if the broker through whom you purchased Shares makes such option available.

Taxes

As with any investment, you should consider how your investment in Shares will be taxed. The tax information in this Prospectus is provided as general information. You should consult your own tax professional about the tax consequences of an investment in Shares.

Unless your investment in Shares is made through a tax-exempt entity or tax-deferred retirement account, such as an individual retirement account, you need to be aware of the possible tax consequences when:

- A Fund makes distributions,
- You sell your Shares listed on the Exchange, and
- You purchase or redeem Creation Units.

Taxes on Distributions

Distributions from each Fund's net investment income, including net short-term capital gains, if any, are taxable to you as ordinary income, except that each Fund's dividends attributable to its "qualified dividend income" (*i.e.*, dividends received on stock of most domestic and certain foreign corporations with respect to which the Fund satisfies certain holding period and other restrictions), if any, generally are subject to federal income tax for non-corporate shareholders who satisfy those restrictions with respect to their Shares at the rate for net capital gain. A part of each Fund's dividends also may be eligible for the dividends-received deduction allowed to corporations – the eligible portion may not exceed the aggregate dividends each Fund receives from domestic corporations subject to federal income tax (excluding Real Estate Investment Trusts) and excludes dividends from foreign corporations – subject to similar restrictions. However, dividends a corporate shareholder deducts pursuant to that deduction are subject indirectly to the federal alternative minimum tax.

In general, your distributions are subject to federal income tax when they are paid, whether you take them in cash or reinvest them in the Funds (if that option is available). Distributions reinvested in additional Shares through the means of a dividend reinvestment service, if available, will be taxable to shareholders acquiring the additional Shares to the same extent as if such distributions had been received in cash. Distributions of net long-term capital gains, if any, in excess of net short-term capital losses are taxable as long-term capital gains, regardless of how long you have held the Shares.

Distributions in excess of a Fund's current and accumulated earnings and profits are treated as a tax-free return of capital to the extent of your basis in the Shares and as capital gain thereafter. A distribution will reduce a Fund's NAV per Share and may be taxable to you as ordinary income or capital gain (as described above) even though, from an investment standpoint, the distribution may constitute a return of capital.

By law, the Funds are required to withhold 28% of your distributions and redemption proceeds if you have not provided the Fund with a correct Social Security number or other taxpayer identification number and in certain other situations.

Taxes on Exchange-Listed Share Sales

Any capital gain or loss realized upon a sale of Shares is generally treated as long-term capital gain or loss if the Shares have been held for more than one year and as short-term capital gain or loss if the Shares have been held for one year or less. The ability to deduct capital losses from sales of Shares may be limited.

Taxes on Purchase and Redemption of Creation Units

An Authorized Participant who exchanges securities for Creation Units generally will recognize a gain or a loss equal to the difference between the market value of the Creation Units at the time of the exchange and the sum of the exchanger's aggregate basis in the securities surrendered plus any Cash Component it pays. An AP who exchanges Creation Units for securities will generally recognize a gain or loss equal to the difference between the exchanger's basis in the Creation Units and the sum of the aggregate market value of the securities received plus any cash equal to the difference between the NAV of the Shares being redeemed and the value of the securities. The Internal Revenue Service ("Service"), however, may assert that a loss realized upon an exchange of securities for Creation Units cannot be deducted currently under the rules governing "wash sales" or for other reasons. Persons exchanging securities should consult their own tax advisor with respect to whether wash sale rules apply and when a loss might be deductible.

Any capital gain or loss realized upon redemption of Creation Units is generally treated as long-term capital gain or loss if the Shares have been held for more than one year and as short-term capital gain or loss if the Shares have been held for one year or less.

If you purchase or redeem Creation Units, you will be sent a confirmation statement showing how many Shares you purchased or sold and at what price. See "Tax Status" in the SAI for a description of the newly effective requirement regarding basis determination methods applicable to Share redemptions and each Fund's obligation to report basis information to the Service.

The foregoing discussion summarizes some of the possible consequences under current federal tax law of an investment in the Funds. It is not a substitute for personal tax advice. Consult your personal tax advisor about the potential tax consequences of an investment in the Shares under all applicable tax laws. See "Tax Status" in the SAI for more information.

FUND SERVICE PROVIDERS

Bank of New York Mellon is the Funds' administrator, transfer agent, custodian and fund accountant. It has its principal office at 240 Greenwich St., New York, NY 10286, and is primarily in the business of providing administrative, fund accounting and transfer agent services to retail and institutional mutual funds.

Foreside Financial Services, LLC (the “Distributor”), located at Three Canal Plaza, Suite 100, Portland, ME 04101, is the distributor for the shares of the Funds. The Distributor is a registered broker-dealer and member of the Financial Industry Regulatory Authority, Inc. (“FINRA”).

Thompson Hine LLP, 41 South High Street, 17th Floor, Columbus, Ohio 43215, serves as legal counsel to the Trust.

Cohen & Company, Ltd., 1350 Euclid Ave., Suite 800, Cleveland, OH 44115, serves as the Funds’ independent registered public accounting firm. The independent registered public accounting firm is responsible for auditing the annual financial statements of the Funds.

OTHER INFORMATION

Continuous Offering

The method by which Creation Units of Shares are created and traded may raise certain issues under applicable securities laws. Because new Creation Units of Shares are issued and sold by the Funds on an ongoing basis, a “distribution,” as such term is used in the Securities Act of 1933, as amended (the “Securities Act”), may occur at any point. Broker-dealers and other persons are cautioned that some activities on their part may, depending on the circumstances, result in their being deemed participants in a distribution in a manner which could render them statutory underwriters and subject them to the prospectus delivery requirement and liability provisions of the Securities Act.

For example, a broker-dealer firm or its client may be deemed a statutory underwriter if it takes Creation Units after placing an order with the Distributor, breaks them down into constituent Shares and sells the Shares directly to customers or if it chooses to couple the creation of a supply of new Shares with an active selling effort involving solicitation of secondary market demand for Shares. A determination of whether one is an underwriter for purposes of the Securities Act must take into account all the facts and circumstances pertaining to the activities of the broker-dealer or its client in the particular case, and the examples mentioned above should not be considered a complete description of all the activities that could lead to a characterization as an underwriter.

Broker dealers who are not “underwriters” but are participating in a distribution (as contrasted to ordinary secondary trading transactions), and thus dealing with Shares that are part of an “unsold allotment” within the meaning of Section 4(3)(C) of the Securities Act, would be unable to take advantage of the prospectus delivery exemption provided by Section 4(3) of the Securities Act. This is because the prospectus delivery exemption in Section 4(3) of the Securities Act is not available in respect of such transactions as a result of Section 24(d) of the 1940 Act. As a result, broker dealer firms should note that dealers who are not underwriters but are participating in a distribution (as contrasted with ordinary secondary market transactions) and thus dealing with Shares that are part of an over-allotment within the meaning of Section 4(3)(A) of the Securities Act would be unable to take advantage of the prospectus delivery exemption provided by Section 4(3) of the Securities Act. Firms that incur a prospectus delivery obligation with respect to Shares are reminded that, under Rule 153 of the Securities Act, a prospectus delivery obligation under Section 5(b)(2) of the Securities Act owed to an exchange member in connection with a sale on the Exchange is satisfied by the fact that the prospectus is available at the Exchange upon request. The prospectus delivery mechanism provided in Rule 153 is only available with respect to transactions on an exchange.

Dealers effecting transactions in the Shares, whether or not participating in this distribution, are generally required to deliver a Prospectus. This is in addition to any obligation of dealers to deliver a Prospectus when acting as underwriters.

Householding: To reduce expenses, you may elect to have the Fund mail only one copy of the prospectus and each annual and semi-annual report to those addresses shared by two or more accounts. If you wish to receive individual copies of these documents, please contact your financial institution.

Certain Conditions on Certain Shareholder Legal Actions

Pursuant to the Trust's primary governing document, the Agreement and Declaration of Trust, shareholders wishing to pursue a derivative action (a suit brought by a shareholder on behalf of a fund) are subject to various conditions including: (i) Trustees must have a reasonable amount of time to assess a request for action, (ii) at least 10% of shareholders must participate in the action, (iii) expenses of a failed action are borne by the complaining shareholders. However, these provisions do not apply to actions brought under federal securities laws. In addition, all shareholder legal complaints must be brought in courts of the State of Delaware sitting in Kent County and the United States District Court for the District of Delaware, which may be inconvenient for some shareholders.

FINANCIAL HIGHLIGHTS

The following financial highlights are intended to help you understand the financial history of a Fund for the past five years, or since inception if the life of the Fund is shorter. Certain information reflects financial results for a single Fund Share. The total returns in this table represent the rate that an investor would have earned (or lost) on an investment in the Fund (assuming reinvestment of all dividends and distributions). The information for various periods ended June 30 has been audited by Cohen & Company, Ltd., the Funds' Independent Registered Public Accounting Firm, whose reports, along with each Fund's financial statements, are included in the June 30, 2025 Annual Report of the Trust, which is available free of charge, upon request.

Simplify Exchange Traded Funds
Financial Highlights

Simplify Aggregate Bond ETF Selected Per Share Data	Years Ended June 30			Period Ended June 30, 2022^(a)
	2025	2024	2023	
Net Asset Value, beginning of period	\$ 20.73	\$ 22.50	\$ 23.64	\$ 25.00
Income (loss) from investment operations:				
Net investment income (loss) ^(b)	0.73	0.89	0.55	0.13
Net realized and unrealized gain (loss)	0.53	(0.38) ^(c)	(0.45)	(1.35)
Total from investment operations	1.26	0.51	0.10	(1.22)
Less distributions from:				
Net investment income	(0.72)	(0.99)	(0.83)	(0.14)
Return of capital	(0.83)	(1.29)	(0.41)	—
Total distributions	(1.55)	(2.28)	(1.24)	(0.14)
Net Asset Value, end of period	\$ 20.44	\$ 20.73	\$ 22.50	\$ 23.64
Total Return (%)	6.19	2.48	0.49 ^(d)	(4.89) ^(e)
Ratios to Average Net Assets and Supplemental Data				
Net Assets, end of period (\$ millions)	\$ 325	\$ 207	\$ 12	\$ 1
Ratio of expenses before fee waiver (%)	0.50 ^(f)	0.52 ^{(f)(g)}	0.87 ^{(f)(h)}	0.50 ^{(f)(i)}
Ratio of expenses after fee waiver (%)	0.25 ^(f)	0.26 ^{(f)(g)}	0.60 ^{(f)(h)}	0.25 ^{(f)(i)}
Ratio of net investment income (loss) (%)	3.51	4.19	2.44	1.43 ⁽ⁱ⁾
Portfolio turnover rate (%) ^(j)	299	385	400	14 ^(e)

(a) For the period February 15, 2022 (commencement of operations) through June 30, 2022.

(b) Per share numbers have been calculated using the average shares method.

(c) Because of the timing of subscriptions and redemptions in relation to fluctuating markets at value, the amount shown may not agree with the change in aggregate gains and losses.

(d) Total Return would have been lower if certain expenses had not been waived/reimbursed by the Advisor.

(e) Not annualized.

(f) The Fund invests in other ETFs and indirectly bears its proportionate shares of fees and expenses incurred by the Underlying Funds in which the Fund is invested. This ratio does not included these indirect fees and expenses.

(g) The ratios of expenses to average net assets includes interest expense fees of 0.02%.

(h) The ratios of expenses to average net assets includes interest expense fees of 0.36%.

(i) Annualized.

(j) Excludes the impact of in-kind transactions related to the processing of capital share transactions in Creation Units.

Simplify Exchange Traded Funds
Financial Highlights (Continued)

	Period Ended June 30, 2025^(k)
Simplify Barrier Income ETF	
Selected Per Share Data	
Net Asset Value, beginning of period	\$ 25.00
Income (loss) from investment operations:	
Net investment income (loss) ^(b)	0.20
Net realized and unrealized gain (loss)	1.42
Total from investment operations	1.62
Less distributions from:	
Net investment income	(0.56)
Total distributions	(0.56)
Net Asset Value, end of period	\$ 26.06
Total Return (%)	6.52^(e)
Ratios to Average Net Assets and Supplemental Data	
Net Assets, end of period (\$ millions)	\$ 35
Ratio of expenses (%)	0.75 ⁽ⁱ⁾
Ratio of net investment income (loss) (%)	3.67 ⁽ⁱ⁾
Portfolio turnover rate (%) ^(j)	0 ^(e)

(b) Per share numbers have been calculated using the average shares method.

(e) Not annualized.

(i) Annualized.

(j) Excludes the impact of in-kind transactions related to the processing of capital share transactions in Creation Units.

(k) For the period April 14, 2025 (commencement of operations) through June 30, 2025.

Simplify Exchange Traded Funds
Consolidated Financial Highlights

Simplify Bitcoin Strategy PLUS Income ETF Selected Per Share Data	Years Ended June 30		Period Ended
	2025	2024	June 30, 2023^(a)
Net Asset Value, beginning of period	\$ 25.24	\$ 18.08	\$ 12.50
Income (loss) from investment operations:			
Net investment income (loss) ^(b)	0.78	0.76	0.15
Net realized and unrealized gain (loss)	14.28	12.23	6.64
Total from investment operations	15.06	12.99	6.79
Less distributions from:			
Net investment income	(8.89)	(4.97)	(1.15)
Net realized gains	(0.28)	(0.86)	(0.06)
Total distributions	(9.17)	(5.83)	(1.21)
Net Asset Value, end of period	\$ 31.13	\$ 25.24	\$ 18.08
Total Return (%)	74.47	84.03	58.15^(c)
Ratios to Average Net Assets and Supplemental Data			
Net Assets, end of period (\$ millions)	\$ 52	\$ 19	\$ 25
Ratio of expenses (%)	1.31 ^{(d)(e)}	6.09 ^{(e)(f)}	11.18 ^{(e)(g)(h)}
Ratio of net investment income (loss) (%)	2.97	3.67	1.35 ^(g)
Portfolio turnover rate (%) ⁽ⁱ⁾	0	0	0 ^(c)

(a) For the period September 30, 2022 (commencement of operations) through June 30, 2023.

(b) Per share numbers have been calculated using the average shares method.

(c) Not annualized.

(d) The ratios of expenses to average net assets includes interest expense fees of 0.46%.

(e) The Fund invests in other ETFs and indirectly bears its proportionate shares of fees and expenses incurred by the Underlying Funds in which the Fund is invested. This ratio does not included these indirect fees and expenses.

(f) The ratios of expenses to average net assets includes interest expense fees of 5.24%.

(g) Annualized.

(h) The ratios of expenses to average net assets includes interest expense fees of 10.23%.

(i) Excludes the impact of in-kind transactions related to the processing of capital share transactions in Creation Units.

Simplify Exchange Traded Funds
Financial Highlights

Simplify Bond Bull ETF	Period Ended
Selected Per Share Data	June 30,
	2025^(a)
Net Asset Value, beginning of period	\$ 60.00
Income (loss) from investment operations:	
Net investment income (loss) ^(b)	1.11
Net realized and unrealized gain (loss)	(11.56) ^(c)
Total from investment operations	(10.45)
Variable transaction fees	0.75
Less distributions from:	
Net investment income	(0.71)
Total distributions	(0.71)
Net Asset Value, end of period	\$ 48.84
Total Return (%)	(17.43)^(d)
Ratios to Average Net Assets and Supplemental Data	
Net Assets, end of period (\$ millions)	\$ 153
Ratio of expenses (%)	0.50 ^(e)
Ratio of net investment income (loss) (%)	3.99 ^(e)
Portfolio turnover rate (%) ^(f)	0 ^(d)

(a) For the period December 9, 2024 (commencement of operations) through June 30, 2025.

(b) Per share numbers have been calculated using the average shares method.

(c) Because of the timing of subscriptions and redemptions in relation to fluctuating markets at value, the amount shown may not agree with the change in aggregate gains and losses.

(d) Not annualized.

(e) Annualized.

(f) Excludes the impact of in-kind transactions related to the processing of capital share transactions in Creation Units.

Simplify Exchange Traded Funds
Financial Highlights (Continued)

	Period Ended June 30, 2025^(g)
Simplify China A Shares PLUS Income ETF	
Selected Per Share Data	
Net Asset Value, beginning of period	\$ 25.00
Income (loss) from investment operations:	
Net investment income (loss) ^(b)	0.41
Net realized and unrealized gain (loss)	4.95
Total from investment operations	5.36
Variable transaction fees	0.09
Less distributions from:	
Net investment income	(0.24)
Total distributions	(0.24)
Net Asset Value, end of period	\$ 30.21
Total Return (%)	21.86^(d)
Ratios to Average Net Assets and Supplemental Data	
Net Assets, end of period (\$ millions)	\$ 11
Ratio of expenses (%)	0.88 ^(e)
Ratio of net investment income (loss) (%)	3.33 ^(e)
Portfolio turnover rate (%) ^(f)	0 ^(d)

(b) Per share numbers have been calculated using the average shares method.

(d) Not annualized.

(e) Annualized.

(f) Excludes the impact of in-kind transactions related to the processing of capital share transactions in Creation Units.

(g) For the period January 13, 2025 (commencement of operations) through June 30, 2025.

Simplify Exchange Traded Funds
Financial Highlights (Continued)

Simplify Currency Strategy ETF	Period Ended
Selected Per Share Data	June 30,
	2025^(a)
Net Asset Value, beginning of period	\$ 25.00
Income (loss) from investment operations:	
Net investment income (loss) ^(b)	0.37
Net realized and unrealized gain (loss)	1.17 ^(c)
Total from investment operations	1.54
Less distributions from:	
Net investment income	(0.28)
Return of capital	(0.27)
Total distributions	(0.55)
Net Asset Value, end of period	\$ 25.99
Total Return (%)	6.16^(d)
Ratios to Average Net Assets and Supplemental Data	
Net Assets, end of period (\$ millions)	\$ 15
Ratio of expenses (%)	0.81 ^{(e)(f)}
Ratio of net investment income (loss) (%)	3.61 ^(e)
Portfolio turnover rate (%) ^(g)	0 ^(d)

(a) For the period February 3, 2025 (commencement of operations) through June 30, 2025.

(b) Per share numbers have been calculated using the average shares method.

(c) Because of the timing of subscriptions and redemptions in relation to fluctuating markets at value, the amount shown may not agree with the change in aggregate gains and losses.

(d) Not annualized.

(e) Annualized.

(f) The ratios of expenses to average net assets includes interest expense fees of 0.06%.

(g) Excludes the impact of in-kind transactions related to the processing of capital share transactions in Creation Units.

Simplify Exchange Traded Funds
Financial Highlights (Continued)

Simplify Enhanced Income ETF Selected Per Share Data	Years Ended June 30		Period Ended
	2025	2024	June 30, 2023^(h)
Net Asset Value, beginning of period	\$ 24.29	\$ 24.99	\$ 25.00
Income (loss) from investment operations:			
Net investment income (loss) ^(b)	1.01	1.18	0.65
Net realized and unrealized gain (loss)	0.57 ^(c)	0.37	0.60
Total from investment operations	1.58	1.55	1.25
Less distributions from:			
Net investment income	(1.16)	(1.48)	(1.23)
Net realized gains	—	(0.03)	(0.03)
Return of capital	(0.54)	(0.74)	—
Total distributions	(1.70)	(2.25)	(1.26)
Net Asset Value, end of period	\$ 24.17	\$ 24.29	\$ 24.99
Total Return (%)	6.95	6.51	5.07 ^(d)
Ratios to Average Net Assets and Supplemental Data			
Net Assets, end of period (\$ millions)	\$ 192	\$ 435	\$ 26
Ratio of expenses (%)	0.50	0.52 ⁽ⁱ⁾	0.87 ^{(e)(j)}
Ratio of net investment income (loss) (%)	4.28	4.83	3.92 ^(e)
Portfolio turnover rate (%) ^(g)	0	0	0 ^(d)

(b) Per share numbers have been calculated using the average shares method.

(c) Because of the timing of subscriptions and redemptions in relation to fluctuating markets at value, the amount shown may not agree with the change in aggregate gains and losses.

(d) Not annualized.

(e) Annualized.

(g) Excludes the impact of in-kind transactions related to the processing of capital share transactions in Creation Units.

(h) For the period October 28, 2022 (commencement of operations) through June 30, 2023.

(i) The ratios of expenses to average net assets includes interest expense fees of 0.02%.

(j) The ratios of expenses to average net assets includes interest expense fees of 0.36%.

Simplify Exchange Traded Funds
Consolidated Financial Highlights

Simplify Gold Strategy PLUS Income ETF	Period Ended
Selected Per Share Data	June 30,
	2025^(j)
Net Asset Value, beginning of period	\$ 25.00
Income (loss) from investment operations:	
Net investment income (loss) ^(b)	0.64
Net realized and unrealized gain (loss)	9.25
Total from investment operations	9.89
Less distributions from:	
Net investment income	(0.65)
Total distributions	(0.65)
Net Asset Value, end of period	\$ 34.24
Total Return (%)	39.74^(c)
Ratios to Average Net Assets and Supplemental Data	
Net Assets, end of period (\$ millions)	\$ 28
Ratio of expenses (%)	0.53 ^{(g)(k)}
Ratio of net investment income (loss) (%)	3.67 ^(g)
Portfolio turnover rate (%) ⁽ⁱ⁾	0 ^(c)

(b) Per share numbers have been calculated using the average shares method.

(c) Not annualized.

(g) Annualized.

(i) Excludes the impact of in-kind transactions related to the processing of capital share transactions in Creation Units.

(j) For the period December 2, 2024 (commencement of operations) through June 30, 2025.

(k) The ratios of expenses to average net assets includes interest expense fees of 0.03%.

Simplify Exchange Traded Funds
Financial Highlights

Simplify Health Care ETF	Years Ended June 30			Period Ended
	2025	2024	2023	June 30,
Selected Per Share Data				2022^(a)
Net Asset Value, beginning of period	\$ 31.35	\$ 26.55	\$ 24.58	\$ 25.00
Income (loss) from investment operations:				
Net investment income (loss) ^(b)	0.16	0.12	0.18	0.08
Net realized and unrealized gain (loss)	(1.36)	4.85	1.99	(0.42)
Total from investment operations	(1.20)	4.97	2.17	(0.34)
Less distributions from:				
Net investment income	(0.13)	(0.17)	(0.20)	(0.08)
Total distributions	(0.13)	(0.17)	(0.20)	(0.08)
Net Asset Value, end of period	\$ 30.02	\$ 31.35	\$ 26.55	\$ 24.58
Total Return (%)	(3.84)	18.83	8.81	(1.38) ^(c)
Ratios to Average Net Assets and Supplemental Data				
Net Assets, end of period (\$ millions)	\$ 131	\$ 137	\$ 59	\$ 34
Ratio of expenses (%)	0.50	0.50	0.50	0.50 ^(d)
Ratio of net investment income (loss) (%)	0.52	0.44	0.72	0.45 ^(d)
Portfolio turnover rate (%) ^(e)	201	210	118	146 ^(c)

(a) For the period October 8, 2021 (commencement of operations) through June 30, 2022.

(b) Per share numbers have been calculated using the average shares method.

(c) Not annualized.

(d) Annualized.

(e) Excludes the impact of in-kind transactions related to the processing of capital share transactions in Creation Units.

Simplify Exchange Traded Funds
Financial Highlights (Continued)

Simplify Hedged Equity ETF Selected Per Share Data	Years Ended June 30			Period Ended
	2025	2024	2023	June 30, 2022^(f)
Net Asset Value, beginning of period	\$ 27.65	\$ 24.84	\$ 22.99	\$ 25.00
Income (loss) from investment operations:				
Net investment income (loss) ^(b)	0.28	0.30	0.24	0.18
Net realized and unrealized gain (loss)	2.51	3.59	2.58	(2.04)
Total from investment operations	2.79	3.89	2.82	(1.86)
Less distributions from:				
Net investment income	(0.36)	(0.31)	(0.54)	(0.15)
Net realized gains	—	(0.77)	(0.43)	—
Total distributions	(0.36)	(1.08)	(0.97)	(0.15)
Net Asset Value, end of period	\$ 30.08	\$ 27.65	\$ 24.84	\$ 22.99
Total Return (%)	10.13	16.08	12.65	(7.46) ^(c)
Ratios to Average Net Assets and Supplemental Data				
Net Assets, end of period (\$ millions)	\$ 332	\$ 169	\$ 107	\$ 37
Ratio of expenses before fee waiver (%)	0.50 ^(g)	0.51 ^{(g)(h)}	0.73 ^{(g)(i)}	0.50 ^{(d)(g)}
Ratio of expenses after fee waiver (%)	0.42 ^(g)	0.51 ^{(g)(h)}	0.73 ^{(g)(i)}	0.50 ^{(d)(g)}
Ratio of net investment income (loss) (%)	0.97	1.19	1.02	1.16 ^(d)
Portfolio turnover rate (%) ^(e)	5	1	10	2 ^(c)

(b) Per share numbers have been calculated using the average shares method.

(c) Not annualized.

(d) Annualized.

(e) Excludes the impact of in-kind transactions related to the processing of capital share transactions in Creation Units.

(f) For the period November 2, 2021 (commencement of operations) through June 30, 2022.

(g) The Fund invests in other ETFs and indirectly bears its proportionate shares of fees and expenses incurred by the Underlying Funds in which the Fund is invested. This ratio does not include these indirect fees and expenses.

(h) The ratios of expenses to average net assets includes interest expense fees of 0.01%.

(i) The ratios of expenses to average net assets includes interest expense fees of 0.23%.

Simplify Exchange Traded Funds
Financial Highlights (Continued)

Simplify High Yield ETF Selected Per Share Data	Years Ended June 30			Period Ended
	2025	2024	2023	June 30, 2022^(a)
Net Asset Value, beginning of period	\$ 22.97	\$ 21.80	\$ 22.23	\$ 25.00
Income (loss) from investment operations:				
Net investment income (loss) ^(b)	0.98	1.12	0.67	0.01
Net realized and unrealized gain (loss)	1.95	1.40	0.76	(2.44)
Total from investment operations	2.93	2.52	1.43	(2.43)
Variable transaction fees	—	—	—	0.01
Less distributions from:				
Net investment income	(2.70)	(1.35)	(1.39)	(0.24)
Return of capital	—	—	(0.47)	(0.11)
Total distributions	(2.70)	(1.35)	(1.86)	(0.35)
Net Asset Value, end of period	\$ 23.20	\$ 22.97	\$ 21.80	\$ 22.23
Total Return (%)	13.60	11.82	6.75	(9.74) ^(c)
Ratios to Average Net Assets and Supplemental Data				
Net Assets, end of period (\$ millions)	\$ 245	\$ 156	\$ 45	\$ 30
Ratio of expenses before fee waiver (%)	0.50 ^(d)	0.50	0.51 ^(e)	0.50 ^{(d)(f)}
Ratio of expenses after fee waiver (%)	0.25 ^(d)	0.25	0.26 ^(e)	0.25 ^{(d)(f)}
Ratio of net investment income (loss) (%)	4.26	4.98	3.05	0.15 ^(f)
Portfolio turnover rate (%) ^(g)	622	0	0	77 ^(c)

(a) For the period February 15, 2022 (commencement of operations) through June 30, 2022.

(b) Per share numbers have been calculated using the average shares method.

(c) Not annualized.

(d) The Fund invests in other ETFs and indirectly bears its proportionate shares of fees and expenses incurred by the Underlying Funds in which the Fund is invested. This ratio does not include these indirect fees and expenses.

(e) The ratios of expenses to average net assets includes interest expense fees of 0.01%.

(f) Annualized.

(g) Excludes the impact of in-kind transactions related to the processing of capital share transactions in Creation Units.

Simplify Exchange Traded Funds
Financial Highlights (Continued)

Simplify Interest Rate Hedge ETF	Years Ended June 30				Period Ended
	2025	2024	2023	2022	June 30, 2021^(h)
Selected Per Share Data					
Net Asset Value, beginning of period	\$ 48.08	\$ 64.08	\$ 57.25	\$ 40.55	\$ 50.00
Income (loss) from investment operations:					
Net investment income (loss) ^(b)	1.77	2.47	1.45	0.03	(0.00) ⁽ⁱ⁾
Net realized and unrealized gain (loss)	5.32	16.32	5.75	15.86	(10.42)
Total from investment operations	7.09	18.79	7.20	15.89	(10.42)
Variable transaction fees	0.50	0.67	0.47	0.82	0.97
Less distributions from:					
Net investment income	(1.86)	(3.96)	(0.84)	(0.01)	—
Net realized gains	—	(31.50)	—	—	—
Total distributions	(1.86)	(35.46)	(0.84)	(0.01)	—
Net Asset Value, end of period	\$ 53.81	\$ 48.08	\$ 64.08	\$ 57.25	\$ 40.55
Total Return (%)	16.28	42.78	13.35	41.18	(18.89) ^(c)
Ratios to Average Net Assets and Supplemental Data					
Net Assets, end of period (\$ millions)	\$ 156	\$ 145	\$ 218	\$ 302	\$ 63
Ratio of expenses (%)	0.50	0.50	0.50	0.50	0.50 ^(f)
Ratio of net investment income (loss) (%)	3.56	3.80	2.26	0.05	(0.05) ^(f)
Portfolio turnover rate (%) ^(g)	0	164	124	3	0 ^(c)

(b) Per share numbers have been calculated using the average shares method.

(c) Not annualized.

(f) Annualized.

(g) Excludes the impact of in-kind transactions related to the processing of capital share transactions in Creation Units.

(h) For the period May 11, 2021 (commencement of operations) through June 30, 2021.

(i) Less than \$.005.

Simplify Exchange Traded Funds
Financial Highlights (Continued)

Simplify Intermediate Term Treasury Futures Strategy ETF	Years Ended June 30			Period Ended
	2025	2024	2023	June 30, 2022^(a)
Selected Per Share Data				
Net Asset Value, beginning of period	\$ 12.98	\$ 14.71	\$ 18.28	\$ 25.00
Income (loss) from investment operations:				
Net investment income (loss) ^(b)	0.58	0.68	0.51	0.14
Net realized and unrealized gain (loss)	0.48 ^(c)	(1.84)	(3.53)	(6.74)
Total from investment operations	1.06	(1.16)	(3.02)	(6.60)
Less distributions from:				
Net investment income	(0.56)	(0.57)	(0.55)	(0.12)
Total distributions	(0.56)	(0.57)	(0.55)	(0.12)
Net Asset Value, end of period	\$ 13.48	\$ 12.98	\$ 14.71	\$ 18.28
Total Return (%)	8.42	(7.93)	(16.61)	(26.47) ^(d)
Ratios to Average Net Assets and Supplemental Data				
Net Assets, end of period (\$ millions)	\$ 153	\$ 49	\$ 53	\$ 40
Ratio of expenses before fee waiver (%)	0.25	0.25	0.27 ^(e)	0.25 ^(f)
Ratio of expenses after fee waiver (%)	0.15	0.15	0.17 ^(e)	0.15 ^(f)
Ratio of net investment income (loss) (%)	4.43	5.08	3.16	0.85 ^(f)
Portfolio turnover rate (%) ^(g)	0	0	0	153 ^(d)

(a) For the period September 28, 2021 (commencement of operations) through June 30, 2022.

(b) Per share numbers have been calculated using the average shares method.

(c) Because of the timing of subscriptions and redemptions in relation to fluctuating markets at value, the amount shown may not agree with the change in aggregate gains and losses.

(d) Not annualized.

(e) The ratios of expenses to average net assets includes interest expense fees of 0.02%.

(f) Annualized.

(g) Excludes the impact of in-kind transactions related to the processing of capital share transactions in Creation Units.

Simplify Exchange Traded Funds
Financial Highlights (Continued)

Simplify MBS ETF	Year Ended	Period Ended
Selected Per Share Data	June 30,	June 30,
	2025	2024^(h)
Net Asset Value, beginning of period	\$ 50.36	\$ 50.00
Income (loss) from investment operations:		
Net investment income (loss) ^(b)	2.23	1.66
Net realized and unrealized gain (loss)	0.47 ^(c)	0.45 ^(c)
Total from investment operations	2.70	2.11
Less distributions from:		
Net investment income	(2.23)	(1.44)
Return of capital	(0.77)	(0.31)
Total distributions	(3.00)	(1.75)
Net Asset Value, end of period	\$ 50.06	\$ 50.36
Total Return (%)	5.52	4.24 ^(d)
Ratios to Average Net Assets and Supplemental Data		
Net Assets, end of period (\$ millions)	\$ 1,373	\$ 750
Ratio of expenses before fee waiver (%)	0.25	0.27 ^{(e)(f)}
Ratio of expenses after fee waiver (%)	0.15	0.17 ^{(e)(f)}
Ratio of net investment income (loss) (%)	4.43	5.13 ^(f)
Portfolio turnover rate (%) ^(g)	1,376	769 ^(d)

(b) Per share numbers have been calculated using the average shares method.

(c) Because of the timing of subscriptions and redemptions in relation to fluctuating markets at value, the amount shown may not agree with the change in aggregate gains and losses.

(d) Not annualized.

(e) The ratios of expenses to average net assets includes interest expense fees of 0.02%.

(f) Annualized.

(g) Excludes the impact of in-kind transactions related to the processing of capital share transactions in Creation Units.

(h) For the period November 7, 2023 (commencement of operations) through June 30, 2024.

Simplify Exchange Traded Funds
Consolidated Financial Highlights

Simplify Multi-QIS Alternative ETF	Year Ended	Period Ended
Selected Per Share Data	June 30,	June 30,
	2025	2024^(a)
Net Asset Value, beginning of period	\$ 25.26	\$ 25.00
Income (loss) from investment operations:		
Net investment income (loss) ^(b)	0.88	1.07
Net realized and unrealized gain (loss)	(3.36)	0.10
Total from investment operations	(2.48)	1.17
Less distributions from:		
Net investment income	(0.56)	(0.91)
Total distributions	(0.56)	(0.91)
Net Asset Value, end of period	\$ 22.22	\$ 25.26
Total Return (%)	(9.89)	4.78^(c)
Ratios to Average Net Assets and Supplemental Data		
Net Assets, end of period (\$ millions)	\$ 96	\$ 115
Ratio of expenses (%)	1.00 ^(d)	1.00 ^(e)
Ratio of net investment income (loss) (%)	3.66	4.36 ^(e)
Portfolio turnover rate (%) ^(f)	29	0 ^(c)

(a) For the period July 11, 2023 (commencement of operations) through June 30, 2024.

(b) Per share numbers have been calculated using the average shares method.

(c) Not annualized.

(d) The Fund invests in other ETFs and indirectly bears its proportionate shares of fees and expenses incurred by the Underlying Funds in which the Fund is invested. This ratio does not include these indirect fees and expenses.

(e) Annualized.

(f) Excludes the impact of in-kind transactions related to the processing of capital share transactions in Creation Units.

Simplify Exchange Traded Funds
Financial Highlights

Simplify NEXT Intangible Core Index ETF	Year Ended	Period Ended
Selected Per Share Data	June 30,	June 30,
	2025	2024^(a)
Net Asset Value, beginning of period	\$ 26.21	\$ 25.00
Income (loss) from investment operations:		
Net investment income (loss) ^(b)	0.22	0.06
Net realized and unrealized gain (loss)	5.44	1.20
Total from investment operations	5.66	1.26
Less distributions from:		
Net investment income	(0.26)	(0.05)
Net realized gains	(0.84)	—
Total distributions	(1.10)	(0.05)
Net Asset Value, end of period	\$ 30.77	\$ 26.21
Total Return (%)	21.95	5.03^(c)
Ratios to Average Net Assets and Supplemental Data		
Net Assets, end of period (\$ millions)	\$ 2	\$ 3
Ratio of expenses (%)	0.25	0.25 ^(d)
Ratio of net investment income (loss) (%)	0.79	1.18 ^(d)
Portfolio turnover rate (%) ^(e)	34	28 ^(c)

(a) For the period April 16, 2024 (commencement of operations) through June 30, 2024.

(b) Per share numbers have been calculated using the average shares method.

(c) Not annualized.

(d) Annualized.

(e) Excludes the impact of in-kind transactions related to the processing of capital share transactions in Creation Units.

Simplify Exchange Traded Funds
Financial Highlights (Continued)

Simplify Short Term Treasury Futures Strategy ETF Selected Per Share Data	Years Ended June 30		Period Ended
	2025	2024	June 30, 2023^(f)
Net Asset Value, beginning of period	\$ 21.33	\$ 22.66	\$ 25.00
Income (loss) from investment operations:			
Net investment income (loss) ^(b)	0.98	1.14	0.68
Net realized and unrealized gain (loss)	0.70	(1.43)	(2.38)
Total from investment operations	1.68	(0.29)	(1.70)
Less distributions from:			
Net investment income	(0.99)	(1.04)	(0.64)
Total distributions	(0.99)	(1.04)	(0.64)
Net Asset Value, end of period	\$ 22.02	\$ 21.33	\$ 22.66
Total Return (%)	8.04	(1.33)	(6.97)^(c)
Ratios to Average Net Assets and Supplemental Data			
Net Assets, end of period (\$ millions)	\$ 666	\$ 539	\$ 534
Ratio of expenses before fee waiver (%)	0.25	0.25	0.26 ^{(d)(g)}
Ratio of expenses after fee waiver (%)	0.15	0.15	0.15 ^{(d)(g)}
Ratio of net investment income (loss) (%)	4.49	5.13	4.62 ^(d)
Portfolio turnover rate (%) ^(e)	0	0	0 ^(c)

(b) Per share numbers have been calculated using the average shares method.

(c) Not annualized.

(d) Annualized.

(e) Excludes the impact of in-kind transactions related to the processing of capital share transactions in Creation Units.

(f) For the period November 15, 2022 (commencement of operations) through June 30, 2023.

(g) The ratios of expenses to average net assets includes interest expense fees of 0.01%.

Simplify Exchange Traded Funds
Financial Highlights (Continued)

	Period Ended June 30, 2025^(a)
Simplify Target 15 Distribution ETF	
Selected Per Share Data	
Net Asset Value, beginning of period	\$ 25.00
Income (loss) from investment operations:	
Net investment income (loss) ^(b)	0.20
Net realized and unrealized gain (loss)	1.78
Total from investment operations	1.98
Less distributions from:	
Net investment income	(0.65)
Total distributions	(0.65)
Net Asset Value, end of period	\$ 26.33
Total Return (%)	7.99^(c)
Ratios to Average Net Assets and Supplemental Data	
Net Assets, end of period (\$ millions)	\$ 47
Ratio of expenses (%)	0.75 ^(d)
Ratio of net investment income (loss) (%)	3.65 ^(d)
Portfolio turnover rate (%) ^(e)	0 ^(c)

(a) For the period April 14, 2025 (commencement of operations) through June 30, 2025.

(b) Per share numbers have been calculated using the average shares method.

(c) Not annualized.

(d) Annualized.

(e) Excludes the impact of in-kind transactions related to the processing of capital share transactions in Creation Units.

Simplify Exchange Traded Funds
Financial Highlights (Continued)

Simplify Treasury Option Income ETF Selected Per Share Data	Years Ended June 30		Period Ended
	2025	2024	June 30, 2023^(f)
Net Asset Value, beginning of period	\$ 24.59	\$ 25.06	\$ 25.00
Income (loss) from investment operations:			
Net investment income (loss) ^(b)	1.02	1.22	0.70
Net realized and unrealized gain (loss)	(0.04)	0.10	0.11
Total from investment operations	0.98	1.32	0.81
Less distributions from:			
Net investment income	(1.05)	(1.14)	(0.74)
Net realized gains	(0.08)	(0.03)	(0.01)
Return of capital	(0.76)	(0.62)	—
Total distributions	(1.89)	(1.79)	(0.75)
Net Asset Value, end of period	\$ 23.68	\$ 24.59	\$ 25.06
Total Return (%)	4.06	5.39	3.27^(c)
Ratios to Average Net Assets and Supplemental Data			
Net Assets, end of period (\$ millions)	\$ 343	\$ 140	\$ 14
Ratio of expenses (%)	0.35	0.36 ^(g)	0.43 ^{(d)(h)}
Ratio of net investment income (loss) (%)	4.23	4.93	4.21 ^(d)
Portfolio turnover rate (%) ^(e)	0	0	0 ^(c)

(b) Per share numbers have been calculated using the average shares method.

(c) Not annualized.

(d) Annualized.

(e) Excludes the impact of in-kind transactions related to the processing of capital share transactions in Creation Units.

(f) For the period October 28, 2022 (commencement of operations) through June 30, 2023.

(g) The ratios of expenses to average net assets includes interest expense fees of 0.01%.

(h) The ratios of expenses to average net assets includes interest expense fees of 0.08%.

Simplify Exchange Traded Funds
Financial Highlights (Continued)

Simplify US Equity PLUS Bitcoin Strategy ETF	Years Ended June 30				Period Ended June 30, 2021^(a)
	2025	2024	2023	2022	
Selected Per Share Data					
Net Asset Value, beginning of period	\$ 34.44	\$ 24.98	\$ 20.43	\$ 25.32	\$ 25.00
Income (loss) from investment operations:					
Net investment income (loss) ^(b)	0.38	0.25	0.18	0.17	0.06
Net realized and unrealized gain (loss)	6.95	9.51	5.35	(4.51)	0.30
Total from investment operations	7.33	9.76	5.53	(4.34)	0.36
Less distributions from:					
Net investment income	(0.36)	(0.09)	(0.11)	(0.21)	(0.04)
Net realized gains	—	—	—	(0.34)	—
Return of capital	—	(0.21)	(0.87)	—	—
Total distributions	(0.36)	(0.30)	(0.98)	(0.55)	(0.04)
Net Asset Value, end of period	\$ 41.41	\$ 34.44	\$ 24.98	\$ 20.43	\$ 25.32
Total Return (%)	21.35	39.29	27.69	(17.66)	1.46 ^(c)
Ratios to Average Net Assets and Supplemental Data					
Net Assets, end of period (\$ millions)	\$ 76	\$ 22	\$ 9	\$ 87	\$ 103
Ratio of expenses (%)	0.51 ^{(d)(e)}	0.51 ^{(d)(e)}	0.51 ^{(d)(e)}	0.50 ^(e)	0.51 ^{(d)(e)(f)}
Ratio of net investment income (loss) (%)	1.00	0.83	0.84	0.66	2.65 ^(f)
Portfolio turnover rate (%) ^(g)	30	21	8	6	2 ^(e)

(a) For the period May 25, 2021 (commencement of operations) through June 30, 2021.

(b) Per share numbers have been calculated using the average shares method.

(c) Not annualized.

(d) The ratios of expenses to average net assets includes interest expense fees of 0.01%.

(e) The Fund invests in other ETFs and indirectly bears its proportionate shares of fees and expenses incurred by the Underlying Funds in which the Fund is invested. This ratio does not include these indirect fees and expenses.

(f) Annualized.

(g) Excludes the impact of in-kind transactions related to the processing of capital share transactions in Creation Units.

Simplify Exchange Traded Funds
Financial Highlights (Continued)

Simplify US Equity PLUS Convexity ETF	Years Ended June 30				Period Ended
	2025	2024	2023	2022	June 30,
Selected Per Share Data					2021^(h)
Net Asset Value, beginning of period	\$ 36.23	\$ 29.08	\$ 26.59	\$ 30.63	\$ 25.00
Income (loss) from investment operations:					
Net investment income (loss) ^(b)	0.34	0.34	0.36	0.33	0.31
Net realized and unrealized gain (loss)	4.95	7.22	2.46	(3.85)	5.59
Total from investment operations	5.29	7.56	2.82	(3.52)	5.90
Less distributions from:					
Net investment income	(0.36)	(0.41)	(0.33)	(0.52)	(0.27)
Total distributions	(0.36)	(0.41)	(0.33)	(0.52)	(0.27)
Net Asset Value, end of period	\$ 41.16	\$ 36.23	\$ 29.08	\$ 26.59	\$ 30.63
Total Return (%)	14.71	26.21	10.67	(11.68)	23.68^(c)
Ratios to Average Net Assets and Supplemental Data					
Net Assets, end of period (\$ millions)	\$ 83	\$ 73	\$ 73	\$ 61	\$ 89
Ratio of expenses (%)	0.50 ^(e)	0.50 ^(e)	0.53 ^{(e)(i)}	0.50 ^(e)	0.50 ^{(e)(f)}
Ratio of expenses after fee waiver (%)	0.50 ^(e)	0.38 ^(e)	0.28 ^{(e)(i)}	0.25 ^(e)	0.25 ^{(e)(f)}
Ratio of net investment income (loss) (%)	0.89	1.10	1.35	1.04	1.35 ^(f)
Portfolio turnover rate (%) ^(g)	8	3	1	3	6 ^(c)

(b) Per share numbers have been calculated using the average shares method.

(c) Not annualized.

(e) The Fund invests in other ETFs and indirectly bears its proportionate shares of fees and expenses incurred by the Underlying Funds in which the Fund is invested. This ratio does not include these indirect fees and expenses.

(f) Annualized.

(g) Excludes the impact of in-kind transactions related to the processing of capital share transactions in Creation Units.

(h) For the period September 4, 2020 (commencement of operations) through June 30, 2021.

(i) The ratios of expenses to average net assets includes interest expense fees of 0.03%.

Simplify Exchange Traded Funds
Financial Highlights (Continued)

Simplify US Equity PLUS Downside Convexity ETF	Years Ended June 30				Period Ended
	2025	2024	2023	2022	June 30,
Selected Per Share Data					2021^(a)
Net Asset Value, beginning of period	\$ 32.39	\$ 27.36	\$ 26.48	\$ 30.26	\$ 25.00
Income (loss) from investment operations:					
Net investment income (loss) ^(b)	0.29	0.32	0.30	0.35	0.36
Net realized and unrealized gain (loss)	5.62	5.17	1.07 ^(c)	(3.76)	5.14
Total from investment operations	5.91	5.49	1.37	(3.41)	5.50
Less distributions from:					
Net investment income	(0.36)	(0.33)	(0.49)	(0.37)	(0.24)
Return of capital	—	(0.13)	—	—	—
Total distributions	(0.36)	(0.46)	(0.49)	(0.37)	(0.24)
Net Asset Value, end of period	\$ 37.94	\$ 32.39	\$ 27.36	\$ 26.48	\$ 30.26
Total Return (%)	18.38	20.23	5.31	(11.38)	22.07 ^(d)
Ratios to Average Net Assets and Supplemental Data					
Net Assets, end of period (\$ millions)	\$ 88	\$ 114	\$ 116	\$ 445	\$ 225
Ratio of expenses (%)	0.50 ^(e)	0.50 ^(e)	0.62 ^{(e)(f)}	0.50 ^(e)	0.50 ^{(e)(g)}
Ratio of expenses after fee waiver (%)	0.50 ^(e)	0.38 ^(e)	0.37 ^{(e)(f)}	0.25 ^(e)	0.25 ^{(e)(g)}
Ratio of net investment income (loss) (%)	0.85	1.11	1.15	1.14	1.53 ^(g)
Portfolio turnover rate (%) ^(h)	13	0	0	5	4 ^(d)

(a) For the period September 4, 2020 (commencement of operations) through June 30, 2021.

(b) Per share numbers have been calculated using the average shares method.

(c) Because of the timing of subscriptions and redemptions in relation to fluctuating markets at value, the amount shown may not agree with the change in aggregate gains and losses.

(d) Not annualized.

(e) The Fund invests in other ETFs and indirectly bears its proportionate shares of fees and expenses incurred by the Underlying Funds in which the Fund is invested. This ratio does not include these indirect fees and expenses.

(f) The ratios of expenses to average net assets includes interest expense fees of 0.12%.

(g) Annualized.

(h) Excludes the impact of in-kind transactions related to the processing of capital share transactions in Creation Units.

Simplify Exchange Traded Funds
Financial Highlights (Continued)

Simplify US Equity PLUS Upside Convexity ETF Selected Per Share Data	Years Ended June 30				Period Ended
	2025	2024	2023	2022	June 30, 2021 ^(a)
Net Asset Value, beginning of period	\$ 40.32	\$ 30.65	\$ 26.60	\$ 30.99	\$ 25.00
Income (loss) from investment operations:					
Net investment income (loss) ^(b)	0.46	0.34	0.40	0.36	0.32
Net realized and unrealized gain (loss)	4.02	9.78	3.99	(3.91)	6.02
Total from investment operations	4.48	10.12	4.39	(3.55)	6.34
Less distributions from:					
Net investment income	(0.36)	(0.45)	(0.34)	(0.43)	(0.35)
Net realized gains	—	—	—	(0.41)	—
Total distributions	(0.36)	(0.45)	(0.34)	(0.84)	(0.35)
Net Asset Value, end of period	\$ 44.44	\$ 40.32	\$ 30.65	\$ 26.60	\$ 30.99
Total Return (%)	11.20	33.28	16.65	(11.99)	25.52 ^(d)
Ratios to Average Net Assets and Supplemental Data					
Net Assets, end of period (\$ millions)	\$ 117	\$ 8	\$ 8	\$ 12	\$ 9
Ratio of expenses (%)	0.50 ^(e)	0.50 ^(e)	0.50 ^(e)	0.50 ^(e)	0.50 ^{(e)(g)}
Ratio of expenses after fee waiver (%)	0.50 ^(e)	0.37 ^(e)	0.25 ^(e)	0.25 ^(e)	0.25 ^{(e)(g)}
Ratio of net investment income (loss) (%)	1.15	1.04	1.46	1.13	1.37 ^(g)
Portfolio turnover rate (%) ^(h)	94	4	0	4	5 ^(d)

(a) For the period September 4, 2020 (commencement of operations) through June 30, 2021.

(b) Per share numbers have been calculated using the average shares method.

(d) Not annualized.

(e) The Fund invests in other ETFs and indirectly bears its proportionate shares of fees and expenses incurred by the Underlying Funds in which the Fund is invested. This ratio does not include these indirect fees and expenses.

(g) Annualized.

(h) Excludes the impact of in-kind transactions related to the processing of capital share transactions in Creation Units.

Simplify Exchange Traded Funds
Consolidated Financial Highlights

Simplify Volatility Premium ETF	Years Ended June 30				Period Ended June 30, 2021^(g)
	2025	2024	2023	2022	
Selected Per Share Data					
Net Asset Value, beginning of period	\$ 22.47	\$ 22.91	\$ 22.18	\$ 27.01	\$ 25.00
Income (loss) from investment operations:					
Net investment income (loss) ^(b)	0.75	1.13	0.63	0.03	(0.02)
Net realized and unrealized gain (loss)	(1.41)	2.04	3.97	(1.54)	2.03
Total from investment operations	(0.66)	3.17	4.60	(1.51)	2.01
Less distributions from:					
Net investment income	(0.70)	(3.61)	(3.87)	(0.04)	—
Net realized gains	(0.86)	—	—	—	—
Return of capital	(1.81)	—	—	(3.28)	—
Total distributions	(3.37)	(3.61)	(3.87)	(3.32)	—
Net Asset Value, end of period	\$ 18.44	\$ 22.47	\$ 22.91	\$ 22.18	\$ 27.01
Total Return (%)	(3.00)	15.05	23.14	(6.23)	8.05 ^(e)
Ratios to Average Net Assets and Supplemental Data					
Net Assets, end of period (\$ millions)	\$ 917	\$ 1,000	\$ 324	\$ 99	\$ 15
Ratio of expenses (%)	0.63 ^{(d)(h)}	0.65 ^{(d)(i)}	1.16 ^{(d)(j)}	0.61 ^{(d)(k)}	0.51 ^{(d)(e)(l)}
Ratio of net investment income (loss) (%)	3.70	5.00	2.85	0.10	(0.51) ^(e)
Portfolio turnover rate (%) ^(f)	298	97	260	207	10 ^(e)

(b) Per share numbers have been calculated using the average shares method.

(c) Not annualized.

(d) The Fund invests in other ETFs and indirectly bears its proportionate shares of fees and expenses incurred by the Underlying Funds in which the Fund is invested. This ratio does not include these indirect fees and expenses.

(e) Annualized.

(f) Excludes the impact of in-kind transactions related to the processing of capital share transactions in Creation Units.

(g) For the period May 13, 2021 (commencement of operations) through June 30, 2021.

(h) The ratios of expenses to average net assets includes interest expense fees of 0.09%.

(i) The ratios of expenses to average net assets includes interest expense fees of 0.15%.

(j) The ratios of expenses to average net assets includes interest expense fees of 0.66%.

(k) The ratios of expenses to average net assets includes interest expense fees of 0.11%.

(l) The ratios of expenses to average net assets includes interest expense fees of 0.01%.

Adviser	Simplify Asset Management Inc. 10845 Griffith Peak Drive 2/F Las Vegas, NV 89135	Distributor	Foreside Financial Services, LLC Three Canal Plaza, Suite 100, Portland, ME 04101
Custodian, Administrator & Transfer Agent	Bank of New York Mellon 240 Greenwich St. New York, NY 10286	Legal Counsel	Thompson Hine LLP 41 South High Street, Suite 1700 Columbus, OH 43215
Independent Registered Public Accounting Firm	Cohen & Company, Ltd. 1350 Euclid Ave., Suite 800 Cleveland, OH 44115		

Additional information about the Funds is included in the Funds' SAI dated November 1, 2025. The SAI is incorporated into this Prospectus by reference (i.e., legally made a part of this Prospectus). The SAI provides more details about the Funds' policies and management. Additional information about the Funds' investments is also available in each of the Fund's Annual and Semi-Annual Tailored Shareholder Reports and in the Funds' Annual and Semi-Annual Financial Statements. In each Fund's Annual Tailored Shareholder Report, you will find a discussion of the market conditions and investment strategies that significantly affected the Fund's performance during the last fiscal year.

To obtain a free copy of the SAI and the Annual and Semi-Annual Financial Statements, or other information about the Funds, or to make shareholder inquiries about the Funds, please call 1 (855) 772-8488. You may also write to:

Simplify Exchange Traded Funds
10845 Griffith Peak Drive 2/F
Las Vegas, NV 89135

Reports and other information about the Funds are available on the EDGAR Database on the SEC's Internet site at <http://www.sec.gov>.

Investment Company Act File # 811-23570